


**YAMAHA**



**PARTS  
CATALOGUE  
CATALOGUE  
DE PIÈCES DETACHÉES**

**4 cycle** for '96 model

**4 temps** pour modele 1996

---

**YAMAHA**  
**GENUINE**  
Parts & Accessories

1U6G8-300F1



# **CONTENTS**

## **TABLE DES MATIERES**

**INDEX**

**F50A  
F50B  
F45A**

**F8B  
F9.9B**

**F9.9A**





**F9.9A(6G8)**

**F9.9A**

## FOREWORD

This Parts Catalogue is related to the parts for the model(s) in the below frame. When you are ordering replacement parts, please refer to this Parts Catalogue and quote both part numbers and part names correctly.

F9.9A'96 (6G8)
----------------

1. Modifications or additions which have been made after issue of the Parts Catalogue will be announced in the Yamaha Parts News.  
It is advisable that you make necessary corrections to the Parts Catalogue according to the Yamaha Parts News.

### 2. Abbreviations

The following abbreviations are used in this Parts Catalogue.

"UR"	Use specified parts number.	"M"	Manual start model
"UN"	Use as many as needed.	"E"	Electric start model
"AP"	Alternate Parts	"PTT"	Power Trim & Tilt model
"LM"	Local Made	"H/T"	Hydro Tilt model
	(Parts need to be ordered locally)	"M/T"	Manual Tilt model
"O/S"	Over Size	"T.H/D"	Tiller Handle model

3. Parts, which are to be supplied in an assembly, are listed with a dot (.) in front of the part name as shown below.

#### EXAMPLE

CARBURETOR ASSY  
. JET, PILOT  
. NOZZLE, MAIN

4. Number of component for assembly

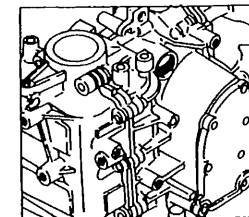
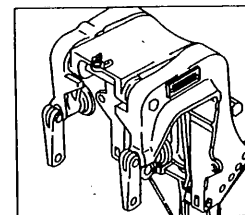
The numeral appearing to the right of each component part indicates the quantity of parts for each assembly unit.

#### EXAMPLE

PART NO.	DESCRIPTION	Q'TY	REMARKS
6E0-85500-70	C.D.I. MAGNETO ASSY	1	
6E0-85550-70	. ROTOR ASSY	1	
6E0-15723-00-94	.. PULLY, STARTER	1	

### 5. Applicable Serial No. and Color Code

Engine Serial No.	F9.9AM	L : 303984 ~
		UL : 703193 ~
	F9.9AE	S : 100971 ~
		L : 411409 ~
		UL : 762032 ~
	F9.9AEM	L : 471179 ~
		UL : 787520 ~



Color Code	Color Name	Abbreviation
4D	DARK BLuish GRAY METALLIC 2	DBNM2

6. Note that the illustrations are for reference in finding parts numbers, not to be used for assembling. When assembling, please use the applicable service manual.

## AVANT-PROPOS

Ce Catalogue de pièces détachées concerne les pièces pour le(s) modèle(s) indiqué(s) dans le cadre ci-dessous. Lorsque vous commandez des pièces de rechange, veuillez vous référer à ce catalogue de pièces détachées et indiquer clairement les numéros et les noms des pièces détachées.

F9.9A'96 (6G8)

1. Les modifications ou ajouts ayant été effectués après la parution du catalogue de pièces détachées seront décrits dans les Bulletins d'information Yamaha concernant les pièces détachées.  
Il est recommandé que vous apportiez les corrections nécessaires au catalogue des pièces détachées en vous référant aux Bulletins d'information Yamaha.

### 2. Abréviations

Dans ce catalogue, les abréviations suivantes sont utilisées:

"UR"	Utiliser le numéro des pièces.
"UN"	Utiliser autant que nécessaire.
"AP"	Pièces de substitution
"OS"	Cote Réparation
"LM"	Fabrication locale (les pièces doivent être commandées localement.)
"M"	Modèle à démarrage manuel
"E"	Modèle à démarrage électrique
"PTT"	Modèle à assiette et relevage assistés
"H/T"	Modèle à relevage hydraulique
"M/T"	Modèle à relevage manuel
"T.H/D"	Modèle à commande par barre franche

3. Dans ce catalogue, les pièces qui sont fournies dans un ensemble sont précédées d'un point (.) de la manière indiquée ci-dessous.

EXEMPLE    ENS CARBURATEUR  
              . GICLEUR, ralenti  
              . PUIITS D'AIGUILLE

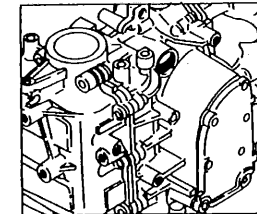
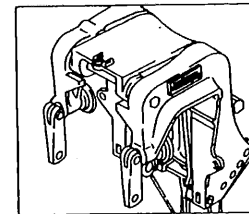
### 4. Nombre de pièces composant un ensemble

Le chiffre apparaissant à la droite de chaque description indique la quantité de pièces pour chaque ensemble de pièces.

Référence	Description	Qté	Remarques
6EO-85500-70	MAGNETO C.D.I CPLT	1	
6EO-85550-70	. ROTOR CPLT	1	
6EO-15723-00-94	. . POULIE DE DEMARREUR	1	

### 5. Applications No de série et code couleur correspondants

No de série du moteur	F9.9AM	L : 303984	~
		UL : 703193	~
	F9.9AE	S : 100971	~
		L : 411409	~
		UL : 762032	~
	F9.9AEM	L : 471179	~
		UL : 787520	~



Code couleur	Nom de couleur	Abréviation
4D	DARK BLUISH GRAY METALLIC 2	DBNM2

6. Veuillez noter que les illustrations sont indiquées pour référence pour trouver les numéros de pièces, non pour être utilisées lors de l'assemblage. Lors de l'assemblage, veuillez utiliser le manuel d'entretien adéquat.

# CONTENTS

FIG. 1	CYLINDER, CRANKCASE .....	A6, A7
FIG. 2	CRANKSHAFT, PISTON .....	B1
FIG. 3	VALVE .....	B2
FIG. 4	INTAKE .....	B3, B4
FIG. 5	CARBURETOR .....	B5, B6
FIG. 6	OIL PUMP .....	B7
FIG. 7	OIL PAN .....	C1
FIG. 8	STARTER .....	C2, C3
FIG. 9	FUEL .....	C4
FIG. 10	TOP COWLING .....	C5
FIG. 11	BOTTOM COWLING .....	C6, C7
FIG. 12	BRACKET 1 .....	D1~D3
FIG. 13	BRACKET 2 .....	D4
FIG. 14	STEERING (F9.9AM/F9.9AEM) .....	D5, D6
FIG. 15	CONTROL .....	D7, E1
FIG. 16	UPPER CASING .....	E2, E3
FIG. 17	LOWER CASING, DRIVE 1 .....	E4~E6
FIG. 18	LOWER CASING, DRIVE 2 .....	E7
FIG. 19	GENERATOR .....	F1
FIG. 20	STARTING MOTOR (F9.9AE/F9.9AEM) .....	F2
FIG. 21	ELECTRICAL 1 .....	F3, F4
FIG. 22	ELECTRICAL 2 (F9.9AEM) .....	F5
FIG. 23	ELECTRICAL 3 (F9.9AE) .....	F6, F7
FIG. 24	REPAIR KIT 1 .....	G1, G2
FIG. 25	REPAIR KIT 2 .....	G3

NUMERICAL INDEX

# TABLE DES MATIERES

FIG. 1	CYLINDRE. CARTER .....	A6, A7
FIG. 2	VILEBREQUIN. PISTON .....	B1
FIG. 3	SOUPAPE .....	B2
FIG. 4	ADMISSION .....	B3, B4
FIG. 5	CARBURATEUR .....	B5, B6
FIG. 6	POMPE A HUILE .....	B7
FIG. 7	VENTILATEUR D'HUILE .....	C1
FIG. 8	DEMARREUR .....	C2, C3
FIG. 9	CARBURANT .....	C4
FIG. 10	CAPOT SUPERIEUR .....	C5
FIG. 11	CAPOT INFERIEUR .....	C6, C7
FIG. 12	SUPPORT 1 .....	D1~D3
FIG. 13	SUPPORT 2 .....	D4
FIG. 14	DIRECTION (F9.9AM/F9.9AEM) .....	D5, D6
FIG. 15	COMMANDE .....	D7, E1
FIG. 16	FOURREAU .....	E2, E3
FIG. 17	BOITIER D'HELICE, TRANSMISSION 1 .....	E4~E6
FIG. 18	BOITIER D'HELICE, TRANSMISSION 2 .....	E7
FIG. 19	GENERATRICE .....	F1
FIG. 20	DEMARREUR ELECTRIQUE (F9.9AE/F9.9AEM) .....	F2
FIG. 21	PARTIE ELECTRIQUE 1 .....	F3, F4
FIG. 22	PARTIE ELECTRIQUE 2 (F9.9AEM) .....	F5
FIG. 23	PARTIE ELECTRIQUE 3 (F9.9AE) .....	F6, A7
FIG. 24	KITS DE REPARATION 1 .....	G1, G2
FIG. 25	KITS DE REPARATION 2 .....	G3
	INDEX NUMERIQUE	

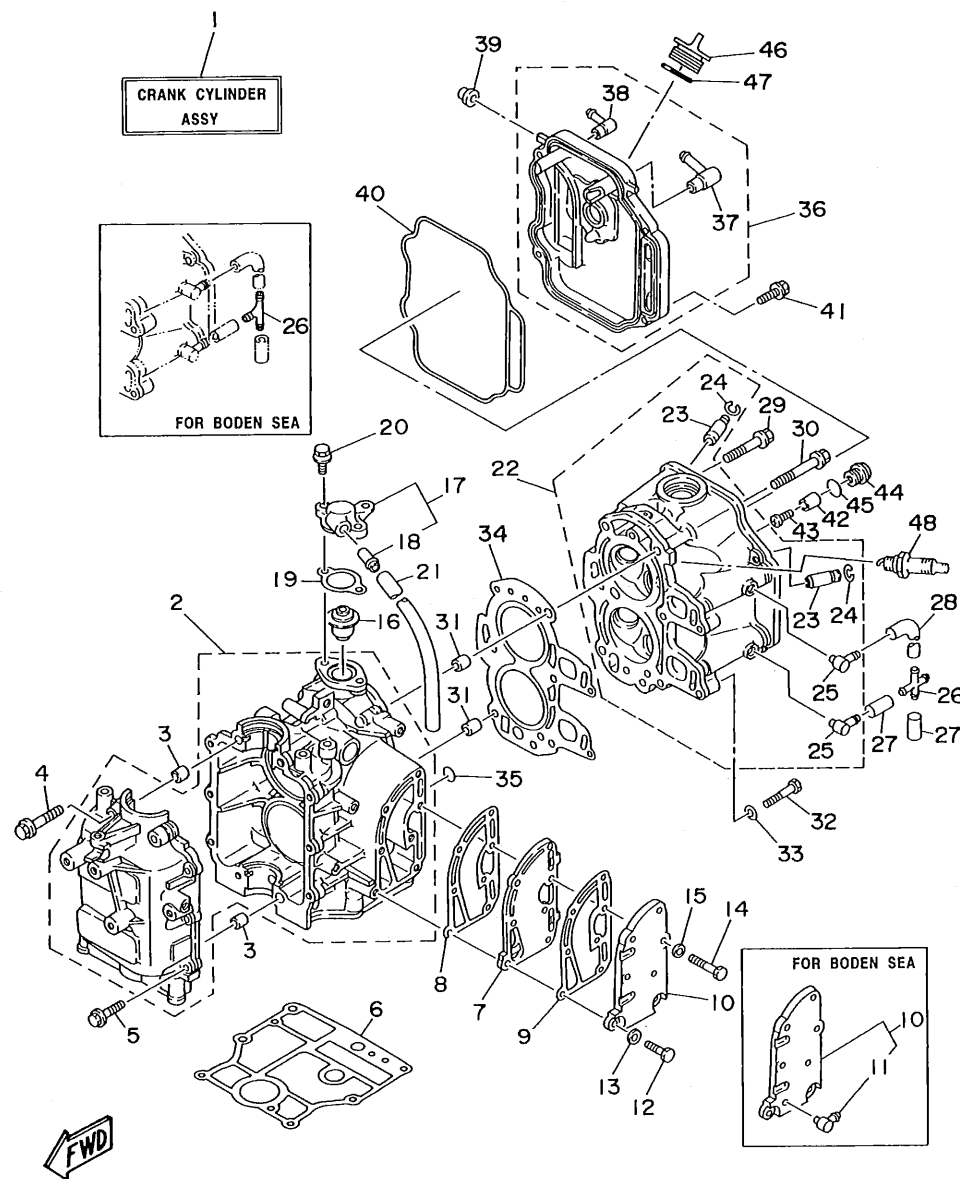


FIG. 1 CYLINDER. CRANKCASE

CYLINDRE. CARTER

REF. NO.	PART NO. NO. PIECES	DESCRIPTION DESCRIPTION	Q'TY QTE	REMARKS REMARQUES
1	668-W0090-33-4D	CRANK CYLINDER ASSY EMBIELLAGE CYLINDRE (ENS.) (REF.NO. 2 ~ 5, 7 ~ 47, FIG. 2, REF.NO. 1 ~ 12, FIG. 3, REF.NO. 1 ~ 16)	1	
2	668-15100-05-94	CRANKCASE ASSY CARTER DE MOTEUR COMPLET	1	
3	99510-10114	PIN, DOWEL GOUJON, D'ASSEMBLAGE	2	
4	90119-08M18	BOLT, WITH WASHER BOULON, AVEC RONDELLE	4	
5	90119-06M12	BOLT, WITH WASHER BOULON, AVEC RONDELLE	6	
6	668-11351-A0	GASKET, CYLINDER JOINT, D'EMBASE	1	
7	668-41111-02-9M	INNER COVER, EXHAUST PLAQUE, ECHAPPEMENT	1	
8	668-41112-02	GASKET, EXHAUST INNER COVER JOINT, PLAQUE D'ECHAPPEMENT	1	
9	668-41114-00	GASKET, EXHAUST OUTER COVER JOINT, COUVERCLE D'ECHAPPEMENT	1	
10	668-41113-10-9M	OUTER COVER, EXHAUST COUVERCLE, ECHAPPEMENT	1	UR STD
	668-41113-02-9M	OUTER COVER, EXHAUST COUVERCLE, ECHAPPEMENT	1	UR FOR BODEN SEA
11	676-11372-00	.NIPPLE, HOSE .RACCORD, TUYAU	1	FOR BODEN SEA
12	97095-06025	BOLT BOULON	2	
13	92990-06600	WASHER, PLATE RONDELLE, PLATE	2	
14	97095-06030	BOLT BOULON	5	
15	92990-06600	WASHER, PLATE RONDELLE, PLATE	5	
16	668-12411-02	THERMOSTAT THERMOSTAT	1	
17	668-12413-00-9M	COVER, THERMOSTAT COUVERCLE, THERMOSTAT	1	
18	6E5-24377-00	.PIPE, JOINT 3 .DURITE, RACCORDEMENT 3	1	
19	668-12414-A0	GASKET, COVER JOINT, COUVERCLE	1	
20	97595-06520	BOLT, WITH WASHER VIS HEXAGONAL	2	
21	90445-11M66	HOSE DURITE	1	
22	668-11111-03-94	HEAD, CYLINDER 1 CULASSE	1	
23	668-11133-10	.GUIDE, INTAKE VALVE .GUIDE, SOUP D'ADM	4	
24	93450-09M01	.CIRCLIP .CIRCLIP	4	
25	676-11372-00	.NIPPLE, HOSE .RACCORD, TUYAU	2	

A6

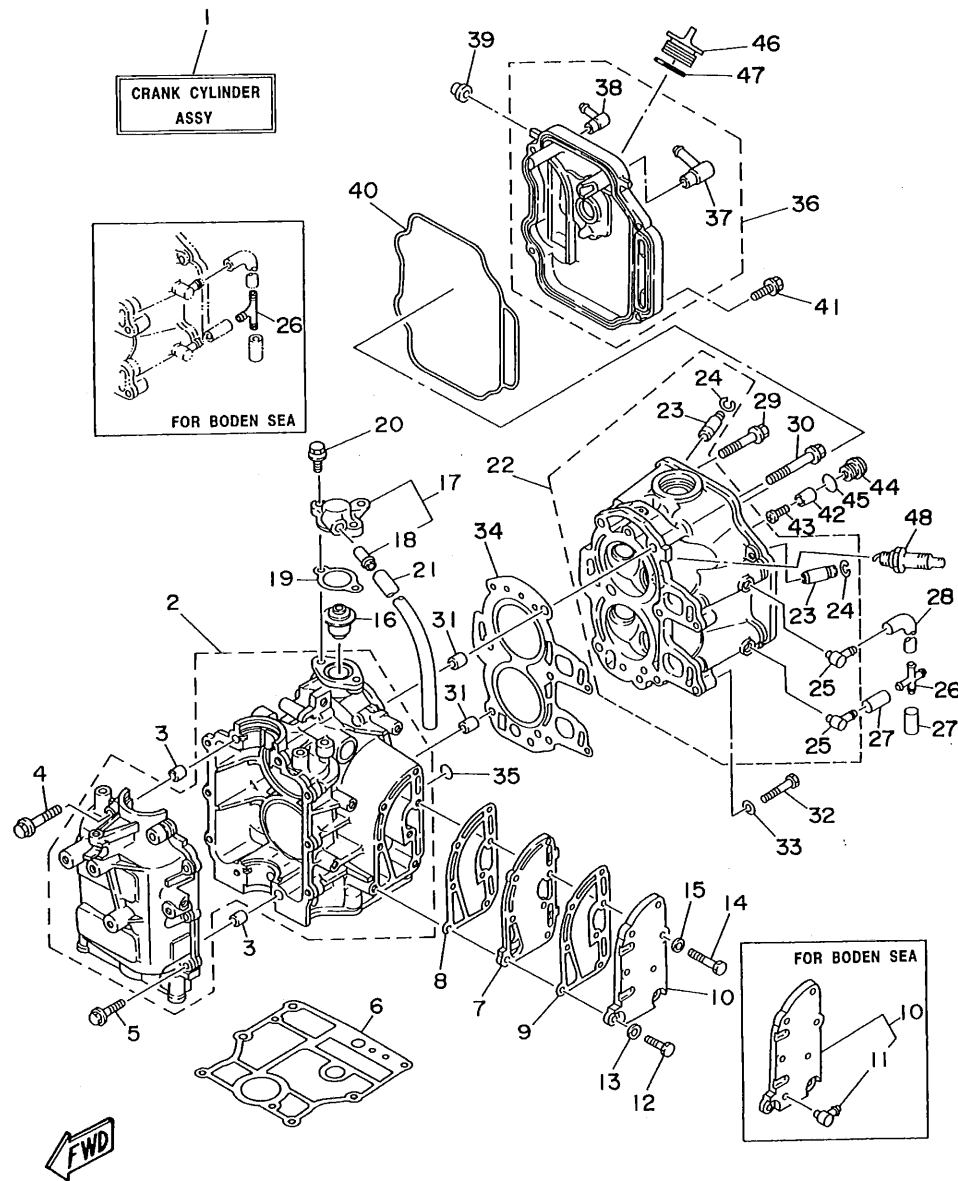


FIG. 1 CYLINDER. CRANKCASE

CYLINDRE. CARTER

REF. NO.	PART NO. NO. PIECES	DESCRIPTION DESCRIPTION	Q'TY QTE	REMARKS REMARQUES
26	669-24379-00	PIPE, JOINT 4	1	UR STD
	688-24378-00	DURITE, RACCORDMENT 4	1	UR FOR BODEN SEA
27	90445-09220	PIPE, JOINT 4	2	
28	668-12481-01	DURITE, RACCORDMENT 4	1	
29	90105-08M37	HOSE	1	
30	90105-08M36	DURITE	3	
31	99510-10114	PIPE 1	3	
32	97014-06035	DURITE 1	3	
33	92990-06600	BOLT, WASHER BASED	3	
34	668-11181-A0	BOULON, AVEC RONDELLE	3	
35	93210-11M59	BOLT, WASHER BASED	2	
36	668-11191-01-94	BOULON, AVEC RONDELLE	2	
37	668-15373-00	PIN, DOWEL	2	
38	676-11372-00	GOUJON, D'ASSEMBLAGE	2	
39	668-81336-00	BOLT	2	
40	668-11356-00	BOULON	2	
41	97595-06520	WASHER, PLATE	1	
42	668-11325-00	RONDELLE, PLATE	1	
43	98580-05525	GASKET, CYLINDER HEAD 1	1	
44	668-11197-00	JOINT, DE CULASSE 1	1	
45	93210-13M63	O-RING	1	
46	668-15363-00	JOINT TORIQUE	1	
47	93210-25070	COVER, CYLINDER HEAD 1	1	
48	94701-00282	COUVERCLE, CULASSE 1	1	
		PIPE, BREATHER	1	
		DURITE DE RENIFLARD	1	
		NIPPLE, HOSE	1	
		RACCORD, TUYAU	2	
		GROMMET	2	
		OEILLET CAOUTCHOUC	1	
		SEAL, CYLINDER 2	1	
		JOINT, SPY CYLINDRE	4	
		BOLT, WITH WASHER	1	
		VIS HEXAGONAL	1	
		ANODE	1	
		ANODE	1	
		SCREW, PAN HEAD	1	
		VIS	1	
		PLUG, BLIND	1	
		PLOT, BORGNE	1	
		O-RING	1	
		JOINT TORIQUE	1	
		PLUG, OIL	1	
		PLOT, HUILE	1	
		O-RING	1	
		JOINT TORIQUE	2	
		PLUG SPARK (NGK CR6HS)		
		BOUGIE (NGK CR6HS)		

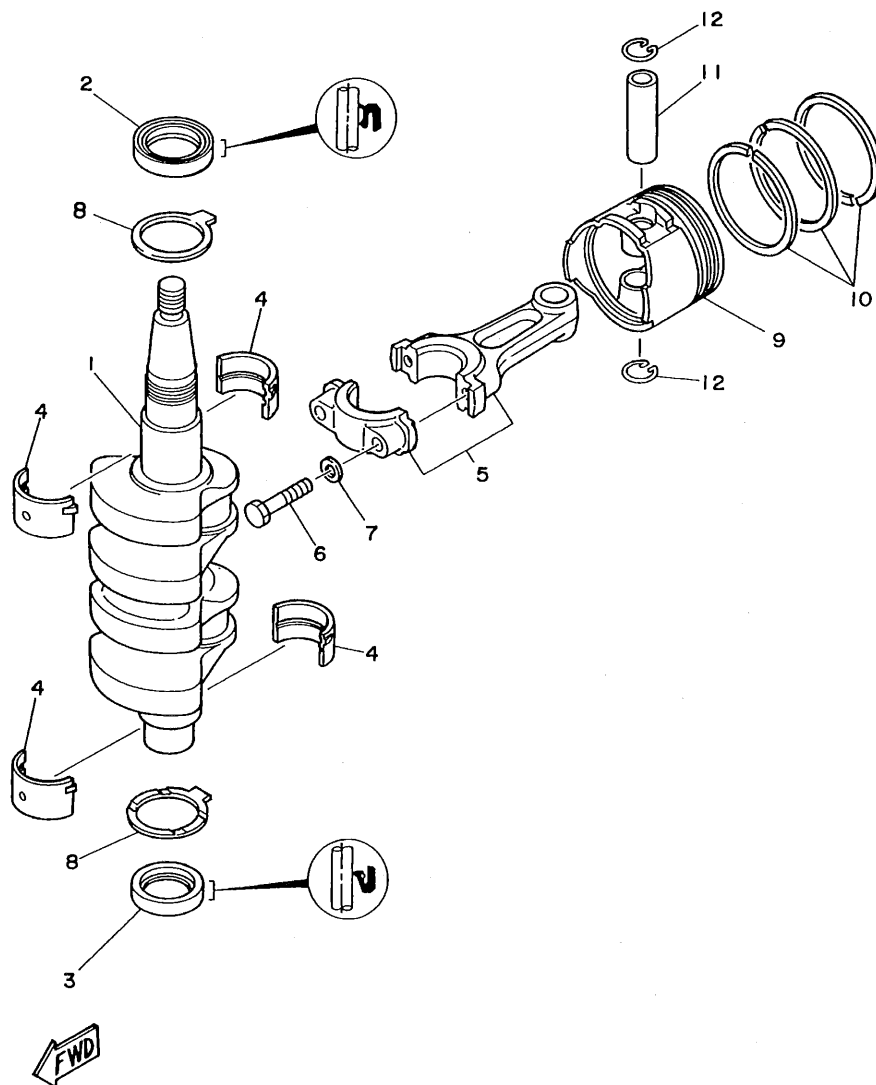


FIG. 2 CRANKSHAFT. PISTON

VILEBREQUIN. PISTON

REF. NO.	PART NO. NO. PIECES	DESCRIPTION DESCRIPTION	Q'TY QTE	REMARKS REMARQUES
1	6G8-11411-04	CRANKSHAFT VILEBREQUIN COMPLET	1	
2	93102-30M22	OIL SEAL JOINT SPY	1	
3	93101-25M24	OIL SEAL JOINT SPY	1	
4	6G8-11416-00	PLANE BEARING, CRANKSHAFT 1 COUSSINET DE VILEBREQUIN	4	UR BROWN
	6G8-11416-10	PLANE BEARING, CRANKSHAFT 1 COUSSINET DE VILEBREQUIN	4	UR BLACK
	6G8-11416-20	PLANE BEARING, CRANKSHAFT 1 COUSSINET DE VILEBREQUIN	4	UR BLUE
5	6G8-11650-03	CONNECTING ROD ASSY BIELLE COMPLETE	2	
6	6G8-11654-00	BOLT, CONNECTING ROD BOULON, BIELLE	4	
7	90201-06M00	WASHER, PLATE RONDELLE, PLATE	4	
8	6G8-11426-00	PLANE BEARING, CRANKSHAFT 1 COUSSINET, VILEBREQUIN 1	2	
9	6G8-11631-03-96	PISTON (STD)	2	
	6G8-11635-03	PISTON (0.25MM O/S)	2	AP
	6G8-11636-03	PISTON (0.50MM O/S)	2	AP
		PISTON (0.50MM O/S)		
10	6G8-11610-02	PISTON RING SET (STD) JEU DE SEGMENTS (STD)	2	
	6G8-11610-12	PISTON RING SET (0.25MM O/S) JEU DE SEGMENTS (0.25MM O/S)	2	AP
	6G8-11610-22	PISTON RING SET (0.50MM O/S) JEU DE SEGMENTS (0.50MM O/S)	2	AP
11	634-11633-00	PIN, PISTON AXE, PISTON	2	
12	93450-15023	CIRCLIP CIRCLIP	4	

B1



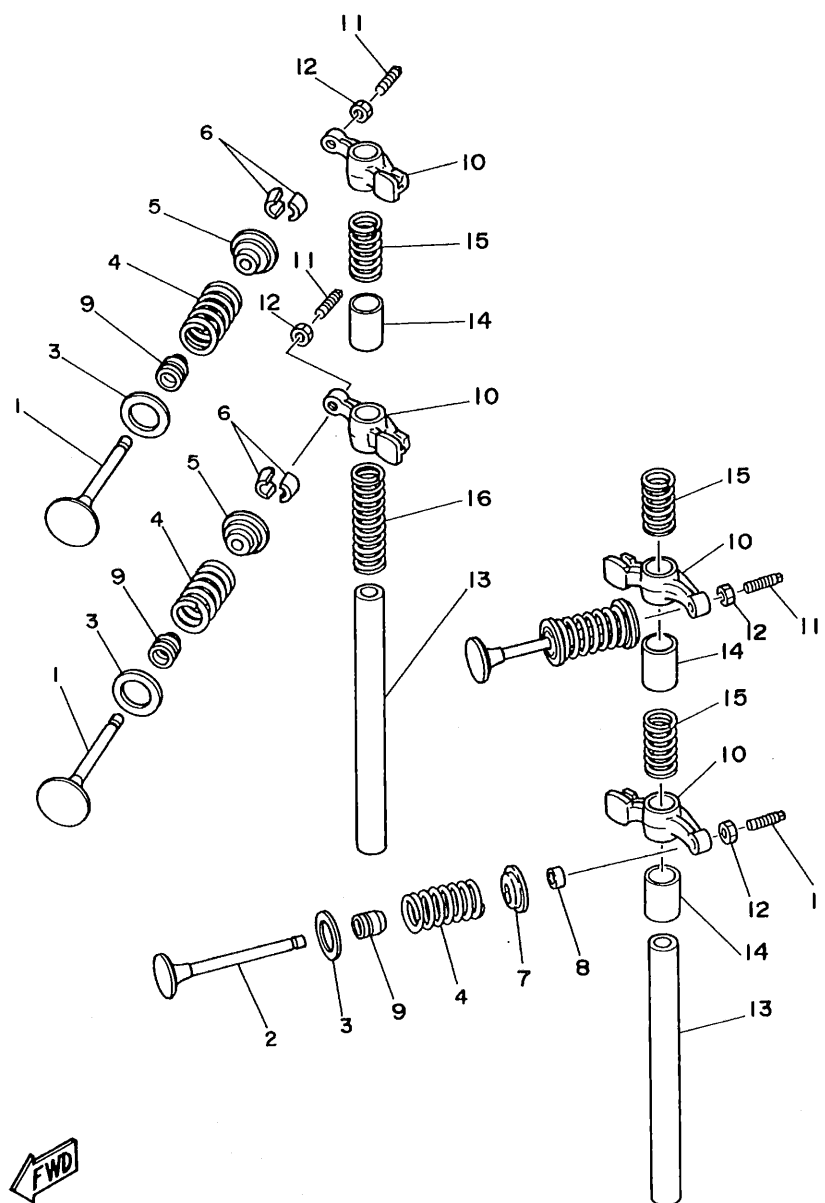


FIG. 3 VALVE

SOUPAPE

REF. NO.	PART NO. NO. PIECES	DESCRIPTION DESCRIPTION	Q'TY QTE	REMARKS REMARQUES
1	6G8-12111-00	VALVE, INTAKE SOUPAPE, ADMISSION	2	
2	6G8-12121-01	VALVE, EXHAUST SOUPAPE, ECHAPPEMENT	2	
3	6G8-12116-00	SEAT, VALVE SPRING SIEGE, RESSORT DE SOUPAPE	4	
4	6G8-12113-00	SPRING, VALVE INNER RESSORT DE SOUPAPE, INTERNE	4	
5	6G8-12117-00	RETAINER, VALVE SPRING BUTEE DE RESSORT DE SOUPAPA	2	
6	30X-12118-00	COTTER, VALVE FRAISE, SOUPAPE	4	
7	6G8-12117-10	RETAINER, VALVE SPRING BUTEE DE RESSORT DE SOUPAPA	2	
8	6G8-12153-00	LIFTER, VALVE LEVE-SOUPAPE	2	
9	51Y-12119-00	SEAL, VALVE STEM JOINT, QUEUE DE SOUPAPE	4	
10	6G8-12151-00	ARM, VALVE ROCKER CULBUTEUR	4	
11	6G8-12159-00	SCREW, VALVE ADJUSTING VIS, REGLAGE DE SOUPAPE	4	
12	6G8-12158-00	NUT, LOCK CONTRE-ECROU	4	
13	6G8-12146-00	SHAFT, ROCKER AXE, CULBUTEUR	2	
14	90387-13M56	COLLAR COLLERETTE	3	
15	90501-12M40	SPRING, COMPRESSION RESSORT, COMPRESSION	3	
16	90501-12M41	SPRING, COMPRESSION RESSORT, COMPRESSION	1	

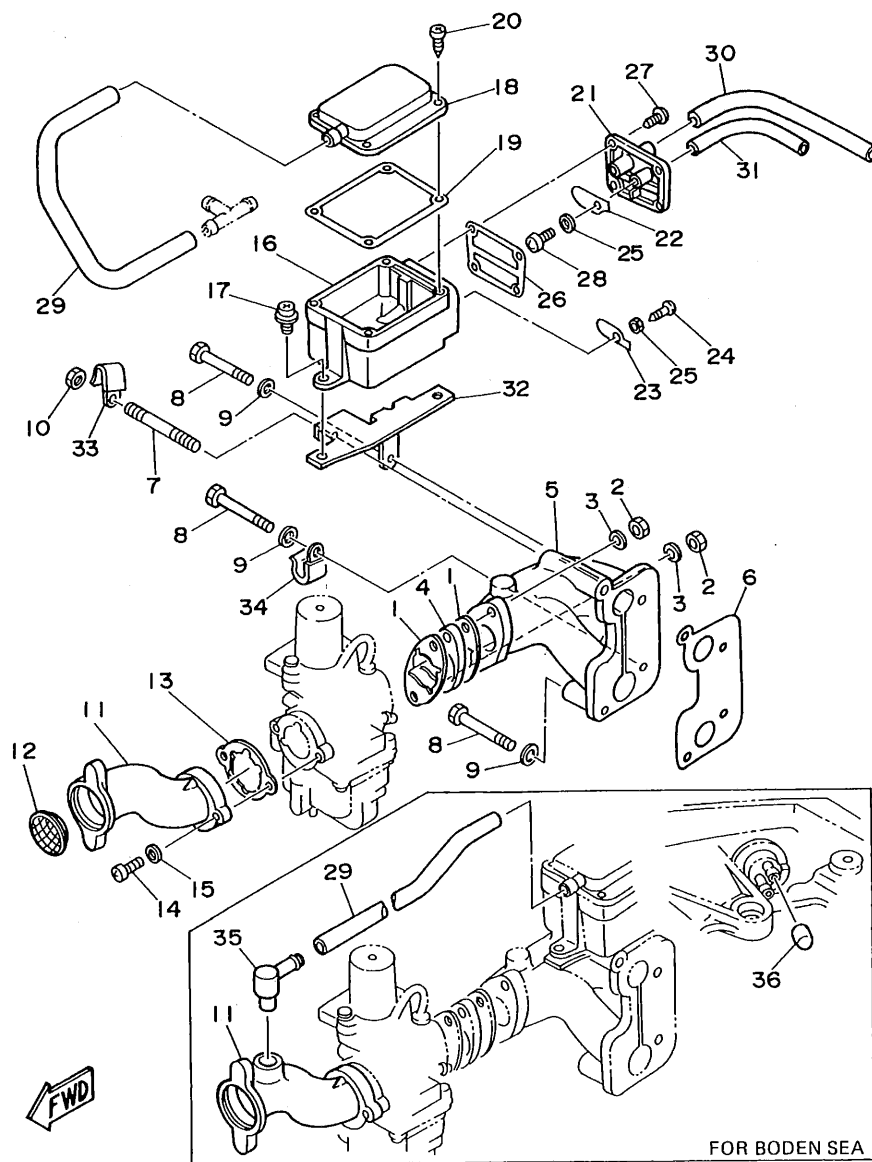


FIG. 4 INTAKE

ADMISSION

REF. NO.	PART NO. NO. PIECES	DESCRIPTION DESCRIPTION	Q'TY QTE	REMARKS REMARQUES
1	6G8-13646-A0	GASKET, MANIFOLD 2	2	
2	95380-06700	JOINT, TUBULURE 2	2	
3	92990-06600	NUT	2	
4	6G8-13647-00	ECROU	2	
5	6G8-13641-01-94	WASHER, PLATE	1	
6	6G8-13645-00	RONDELLE, PLATE	1	
7	90116-06M15	GASKET, MANIFOLD 3	1	
8	97095-06045	JOINT, TUBULURE 3	1	
9	92990-06600	MANIFOLD 1	1	
10	95380-06700	TUBULURE 1	1	
11	6G8-14479-02-94	GASKET, MANIFOLD 1	1	
12	6G8-14478-00	JOINT, TUBULURE 1	1	
13	6G8-14198-A0	BOLT, STUD, GOUJON	1	
14	98580-05016	BOLT	3	
15	92990-05600	BOULON	3	
16	6G8-15358-00	WASHER, PLATE	1	
17	90159-06M05	RONDELLE, PLATE	1	
18	6G8-15368-00-94	NUT	1	
19	6G8-15369-00	ECROU	1	UR STD
20	97780-40112	FUNNEL	1	UR FOR BODEN SEA
21	6G8-15371-00-94	AILLE	1	
22	6G8-15346-00	LOUVER	1	
23	6G8-15347-00	VOLET	1	
24	97780-40112	GASKET	1	
25	92990-04200	JOINT	1	
26	6G8-15374-00	SCREW, PAN HEAD	2	
27	97780-40112	VIS	2	
28	97780-40112	WASHER, PLATE	2	
29	97780-40112	RONDELLE, PLATE	1	
30	97780-40112	SEPARATOR, OIL	1	
31	97780-40112	SEPARATEUR, HUILE	2	
32	97780-40112	SCREW, WITH WASHER	1	
33	97780-40112	VIS, AVEC RONDELLE	1	
34	97780-40112	SEPERATOR, OIL	1	
35	97780-40112	SEPARATEUR, HUILE	1	
36	97780-40112	GASKET, OIL SEAL HOUSING	1	
37	97780-40112	JOINT SPY DE LOGEMENT	4	
38	97780-40112	SCREW, TAPPING	4	
39	97780-40112	VIS, TETE BOMBEE	1	
40	97780-40112	BREATH	1	
41	97780-40112	RENIFLARD	1	
42	97780-40112	BREATH 1	1	
43	97780-40112	RENIFLARD 1	1	
44	97780-40112	BREATH 2	1	
45	97780-40112	RENIFLARD 2	1	
46	97780-40112	SCREW, TAPPING	1	
47	97780-40112	VIS, TETE BOMBEE	1	
48	97780-40112	WASHER, PLAIN	2	
49	97780-40112	RONDELLE, PLATE	1	
50	97780-40112	GASKET, BREATH	1	
51	97780-40112	JOINT, RENIFLARD	4	
52	97780-40112	SCREW, TAPPING	4	
53	97780-40112	VIS, TETE BOMBEE	4	

B3

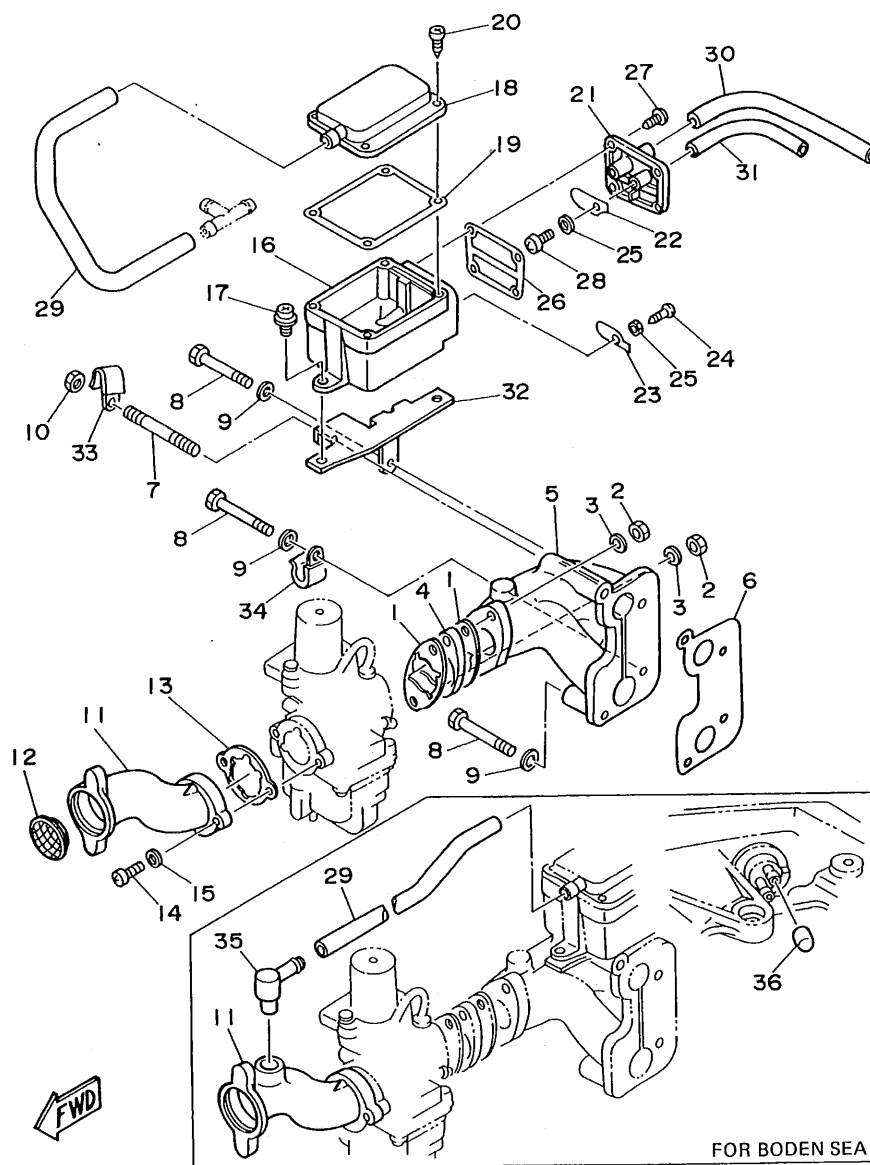


FIG. 4 INTAKE

ADMISSION

REF. NO.	PART NO. NO. PIECES	DESCRIPTION DESCRIPTION	Q'TY QTE	REMARKS REMARQUES
28	98507-04010	SCREW, PAN HEAD	1	
29	6G8-15393-00	VIS, TETE TRONCONIQUE	1	UR STD
	6G8-15393-10	PIPE, BREATHER 2	1	UR FOR BODEN SEA
		DURITE, RENIFLARD 2		
30	90445-11M52	HOSE	1	
		DURITE		
31	90445-09078	HOSE	1	
		DURITE		
32	6G8-15376-00	HOLDER, GUIDE	1	
		SUPPORT, GUIDE		
33	90465-08028	CLAMP	1	
		BRIDE		
34	90465-08028	CLAMP	1	
		BRIDE		
35	6G8-15373-00	PIPE, BREATHER	1	FOR BODEN SEA
		DURITE DE RENIFLARD		
36	6G8-13448-00	CAP	1	FOR BODEN SEA
		CAPUCHON		

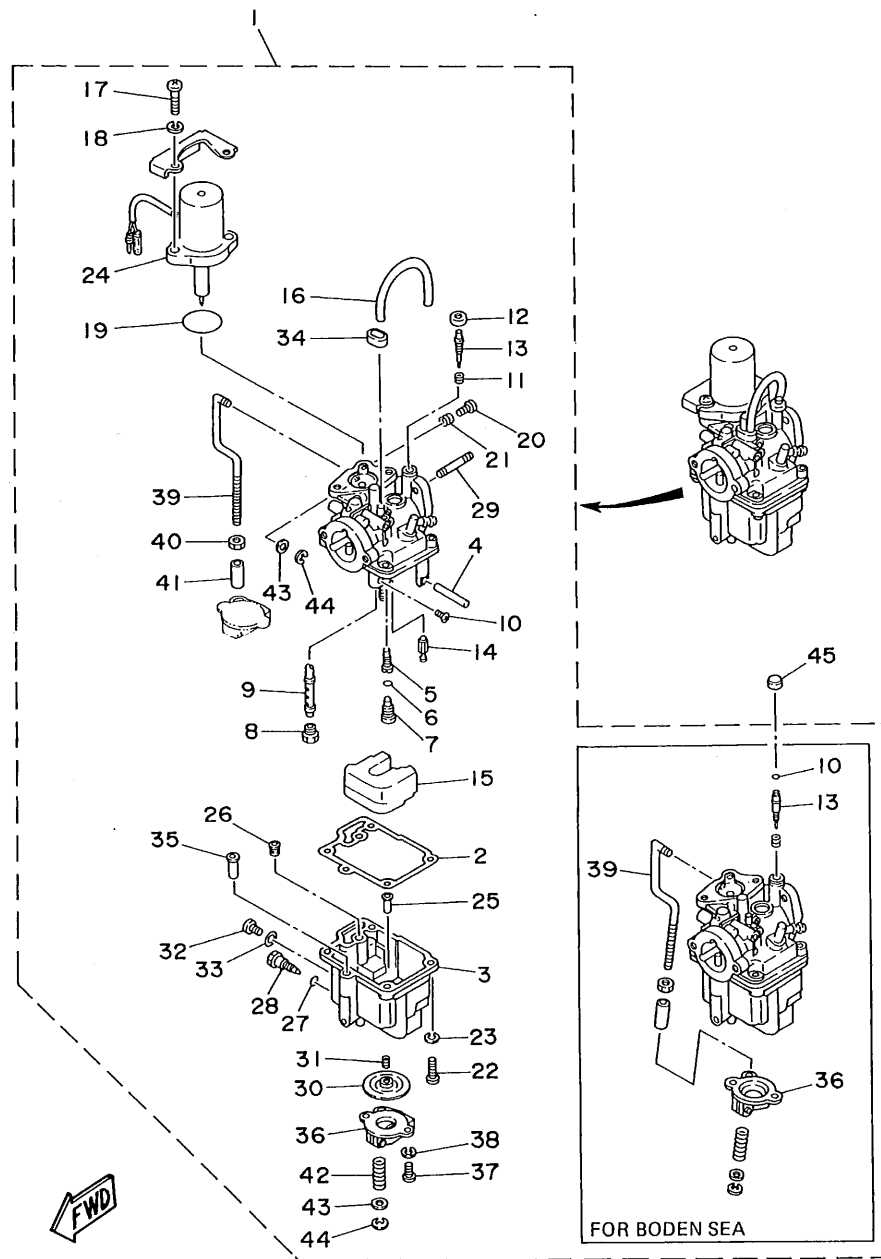


FIG. 5 CARBURETOR

CARBURATEUR

REF. NO.	PART NO. NO. PIECES	DESCRIPTION DESCRIPTION	Q'TY QTE	REMARKS REMARQUES
1	6G8-14301-05	CARBURETOR ASSY 1 CARBURATEUR COMPLET 1	1	UR STD
	6G8-14301-10	CARBURETOR ASSY 1 CARBURATEUR COMPLET 1	1	UR FOR BODEN SEA
2	6G8-14384-01	.GASKET, FLOAT CHAMBER .JOINT, CUVE DE FLOTTEUR	1	
3	6G8-14381-02	.BODY, FLOAT CHAMBER .CORPS, CUVE DE FLOTTEUR	1	
4	647-14386-10	.PIN, FLOAT .AXE, FLOTTEUR	1	
5	6G8-14342-24	.JET, PILOT (# 48) .GICLEUR, RALENTI (# 48)	1	
6	654-14198-00	.GASKET .JOINT	1	
7	6G8-14345-00	.PLUG, MAIN NOZZLE .PLOT, GICLEUR PRINCIPAL	1	
8	648-14343-43	.JET, MAIN (# 86) .GICLEUR, PRINCIPAL (# 86)	1	UR STD
	648-14343-41	.JET, MAIN (# 82) .GICLEUR, PRINCIPAL (# 82)	1	UR FOR BODEN SEA
9	6G8-14341-20	.NOZZLE, MAIN .PUITS D'AIGUILLE	1	UR STD
	6G8-14341-30	.NOZZLE, MAIN .PUITS D'AIGUILLE	1	UR FOR BODEN SEA
10	6G8-14216-00	.SCREW .VIS	1	UR STD
	5H0-14397-00	.O-RING .JOINT TORIQUE	1	UR FOR BODEN SEA
11	647-14334-00	.SPRING .RESSORT	1	
12	6G8-14997-00	.SEAL .DURITE	1	STD
13	6G8-14323-00	.SCREW, AIR ADJUSTING .VIS DE DOSEUR D'AIR	1	UR STD
	6G8-14323-10	.SCREW, AIR ADJUSTING .VIS DE DOSEUR D'AIR	1	UR FOR BODEN SEA
14	6G8-14392-00	.VALVE, NEEDLE .POINTEAU	1	
15	6G8-14385-00	.FLOAT .FLOTTEUR	1	
16	6G8-14197-01	.PIPE .DURITE	1	
17	97880-06018	.SCREW, PAN HEAD .VIS, TETE TRONCONIQUE	2	
18	92995-06100	.WASHER, SPRING .RONDELLE, GROWER	2	
19	1HV-14147-00	.O-RING .JOINT TORIQUE	1	
20	664-14321-01	.SCREW, THROTTLE .VIS, ACCELERATEUR	1	
21	646-14212-00	.SPRING, PILOT ADJUSTING .RESSORT, VIS DE RALENTI	1	
22	98580-04016	.SCREW, PAN HEAD .VIS	4	
23	92990-04100	.WASHER, SPRING .RONDELLE, GROWER	4	

B5

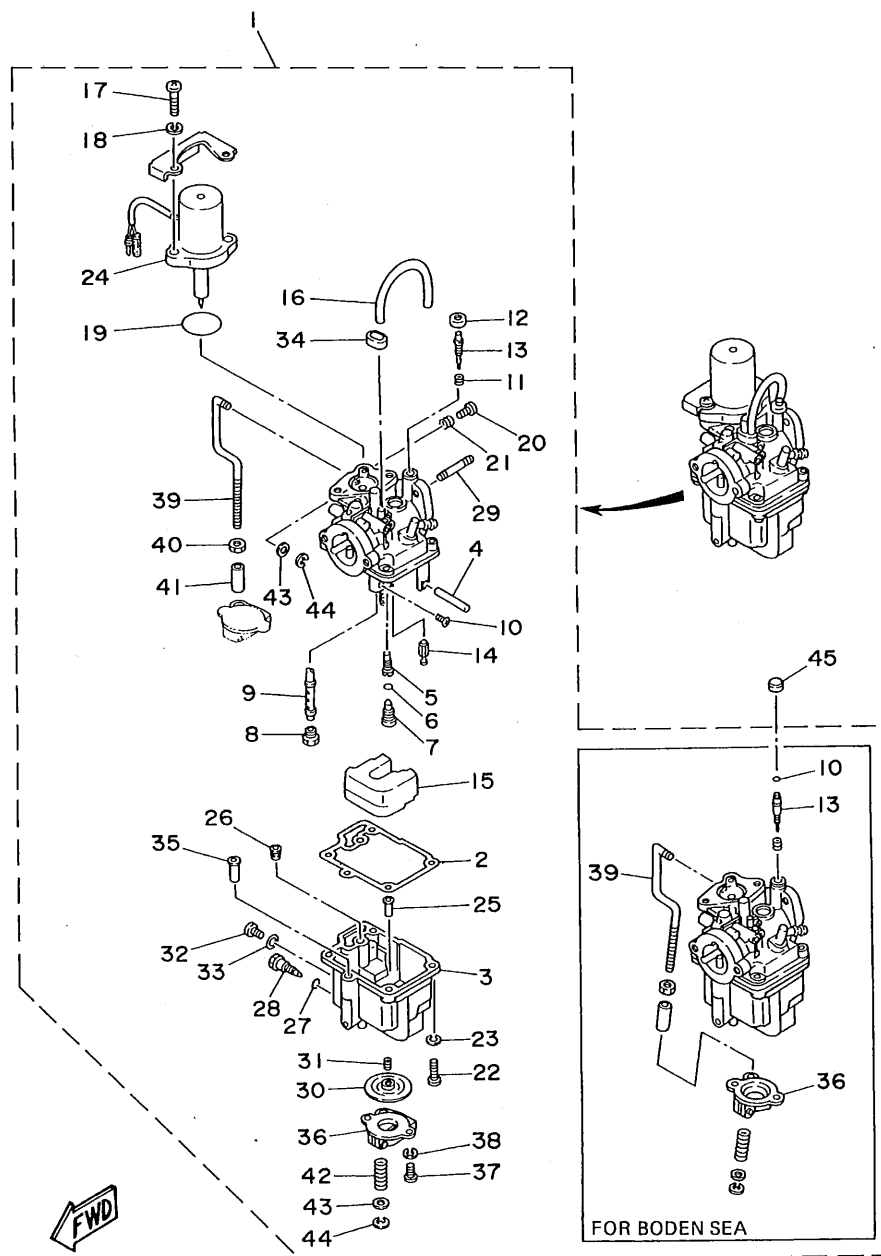


FIG. 5 CARBURETOR

CARBURATEUR

REF. NO.	PART NO. NO. PIECES	DESCRIPTION DESCRIPTION	Q'TY QTE	REMARKS REMARQUES
24	6G8-1410A-01	.STARTER SET .JEU DE STATERS	1	
25	6G8-14827-00	.FILTER .FILTRE	1	
26	6A4-14344-30	.JET, STARTER (# 60) .GICLEUR, STARTER (# 60)	1	
27	5Y1-14397-00	.O-RING .JOINT TORIQUE	1	
28	6G8-14383-00	.SCREW, DRAIN .BOUCHON, PURGE	1	
29	90116-06M26	.BOLT, STUD .GOUJON	2	
30	6G8-14368-02	.DIAPHRAGM ASSY 1 .DIAPHRAGME 1	1	
31	6G8-14275-01	.SPRING .RESSORT	1	
32	97890-05006	.SCREW, PAN HEAD .VIS, CRUCIFORME	1	
33	646-14198-01	.GASKET .JOINT	1	
34	6G8-14349-00	.PIPE .DURITE	1	
35	6G8-14217-00	.VALVE, CHOKE .CLAPET DE STARTER	1	
36	6G8-14293-03	.COVER 1 .COUVERCLE 1	1	UR STD
	6G8-14293-10	.COVER 1 .COUVERCLE 1	1	UR FOR BODEN SEA
37	98580-04010	.SCREW, PAN HEAD .VIS	2	
38	92990-04100	.WASHER, SPRING .RONDELLE, GROWER	2	
39	6G8-14379-00	.ROD, STARTER .TRINGLE, STARTER	1	UR STD
	6G8-14379-10	.ROD, STARTER .TRINGLE, STARTER	1	UR FOR BODEN SEA
40	98813-03100	.NUT .ECROU	1	
41	6G8-14229-00	.SHAFT, CHOKE .AXE, STARTER	1	
42	6G8-14286-01	.SPRING .RESSORT	1	
43	6G8-14357-00	.WASHER, PLAIN .RONDELLE PLATE	2	
44	389-14137-00	.CLIP .JONC	2	
45	50M-14355-00	PLUG PLOT	1	FOR BODEN SEA

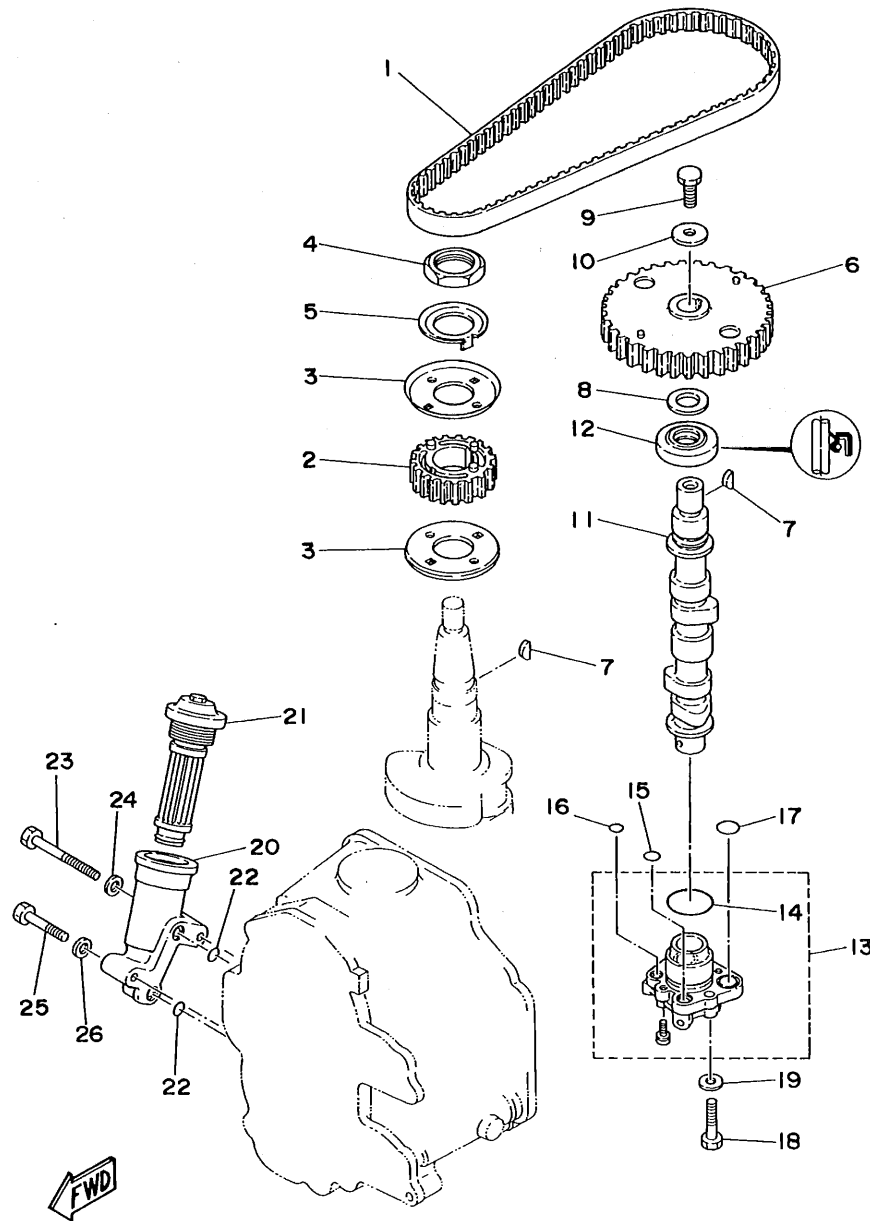


FIG. 6 OIL PUMP

POMPE A HUILE

REF. NO.	PART NO. NO. PIECES	DESCRIPTION DESCRIPTION	Q'TY QTE	REMARKS REMARQUES
1	6G8-46241-00	V-BELT COURROIE TRAPEZOIDALE	1	
2	6G8-11536-00-94	GEAR, DRIVE PIGNON SECONDAIRE	1	
3	6G8-11557-00	WASHER 1 RONDELLE 1	2	
4	90170-24M09	NUT ECROU	1	
5	6G8-11587-00	WASHER, LOCK RONDELLE, FREIN	1	
6	6G8-11537-00-94	GEAR, DRIVEN PIGNON SECONDAIRE	1	
7	90280-03M01	KEY, WOODRUFF CLAVETTE, DEMI-LUNE	2	
8	90201-13201	WASHER, PLATE RONDELLE, PLATE	1	
9	97095-06016	BOLT BOULON	1	
10	90201-06M94	WASHER, PLATE RONDELLE, PLATE	1	
11	6G8-12171-00	CAMSHAFT 1 ARBRE A CAMES 1	1	
12	93102-18M21	OIL SEAL JOINT SPY	1	
13	6G8-13300-02	OIL PUMP ASSY POMPE A HUILE COMPLET	1	
14	93210-27ME3	.O-RING .JOINT TORIQUE	1	
15	93210-10M61	O-RING JOINT TORIQUE	1	
16	93210-09M01	O-RING JOINT TORIQUE	1	
17	93210-13M63	O-RING JOINT TORIQUE	2	
18	97095-06025	BOLT BOULON	3	
19	92990-06600	WASHER, PLATE RONDELLE, PLATE	3	
20	6G8-13442-00-94	HOUSING, OIL FILTER LOGEMENT, FILTRE A HUILE	1	
21	6G8-13440-00	ELEMENT ASSY, OIL CLEANER ELEMENT, FILTRE A HUILE	1	
22	93210-09M01	O-RING JOINT TORIQUE	2	
23	97313-06050	BOLT BOULON	1	
24	92990-06600	WASHER, PLATE RONDELLE, PLATE	1	
25	97095-06030	BOLT BOULON	1	
26	92990-06600	WASHER, PLATE RONDELLE, PLATE	1	

B7

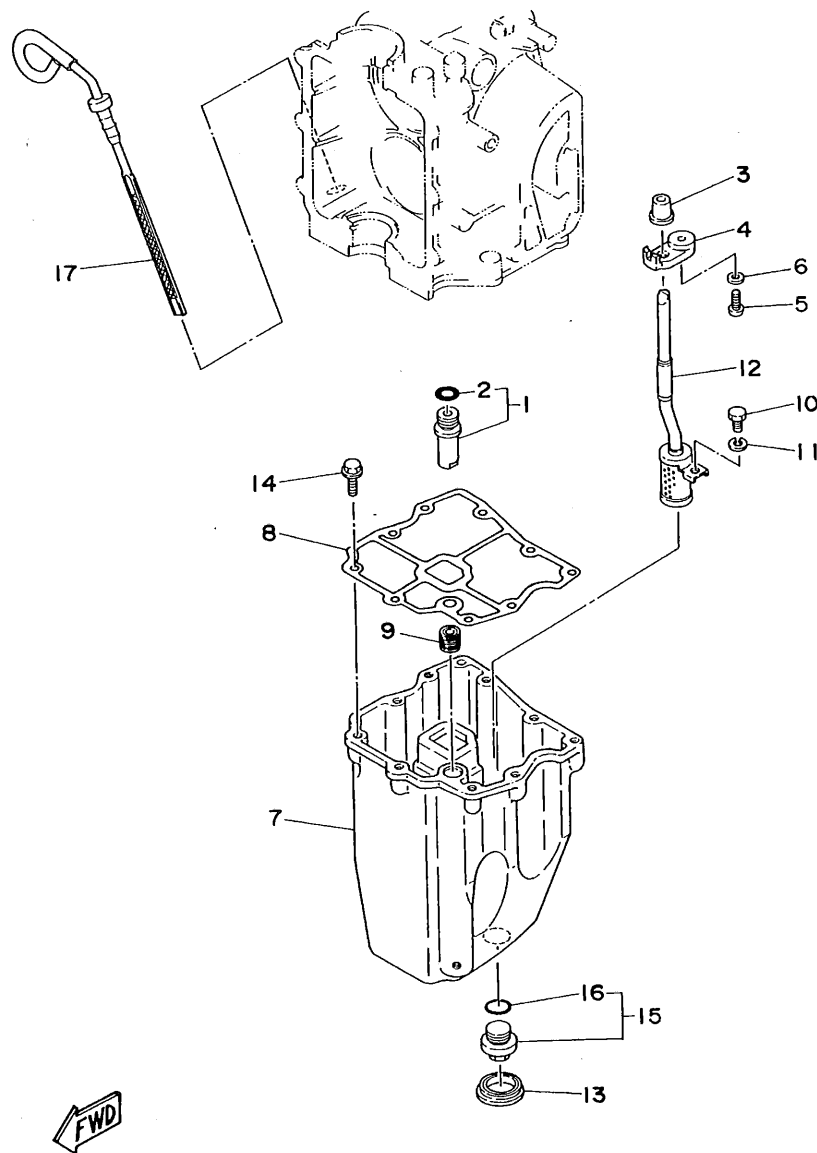


FIG. 7 OIL PAN

VENTILATEUR D'HUILE

REF. NO.	PART NO. NO. PIECES	DESCRIPTION DESCRIPTION	Q'TY QTE	REMARKS REMARQUES
1	6G8-11575-00	RELIEF VALVE ASS'Y SOUPAPE DE RENTREE D'AIR	1	
2	93210-12M62	.O-RING .JOINT TORIQUE	1	
3	6G8-15379-00	SEAL, CRANKCASE JOINT SPY DE CARTER DE MOTEUR	1	
4	6G8-13487-00	GUIDE, OIL HOSE GUIDE DE DURITE A HUILE	1	
5	98580-05012	SCREW, PAN HEAD VIS	1	
6	92990-05600	WASHER, PLATE RONDELLE, PLATE	1	
7	6G8-15311-03-00	OIL PAN VENTILATEUR D'HUILE	1	
8	6G8-15312-A1	GASKET, OIL PAN JOINT DE VENTILATEUR D'HUILE	1	
9	6G8-45127-00	SEAL JOINT	1	
10	97313-06010	BOLT BOULON	1	
11	92995-06100	WASHER, SPRING RONDELLE, GROWER	1	
12	6G8-13421-00	STRAINER 2 FILTRE 2	1	
13	6G8-15316-00	DAMPER, ENGINE MOUNT 1 AMORTISSEUR DE SUPPORT	1	
14	90105-06M33	BOLT, WASHER BASED BOULON, AVEC RONDELLE	9	
15	6G8-13471-00	PLUG, DRAIN PLOT, VIDANGE	1	
16	93210-16M64	.O-RING .JOINT TORIQUE	1	
17	6G8-15362-04	PLUG, OIL LEVEL PLOT, NIVEAU D'HUILE	1	

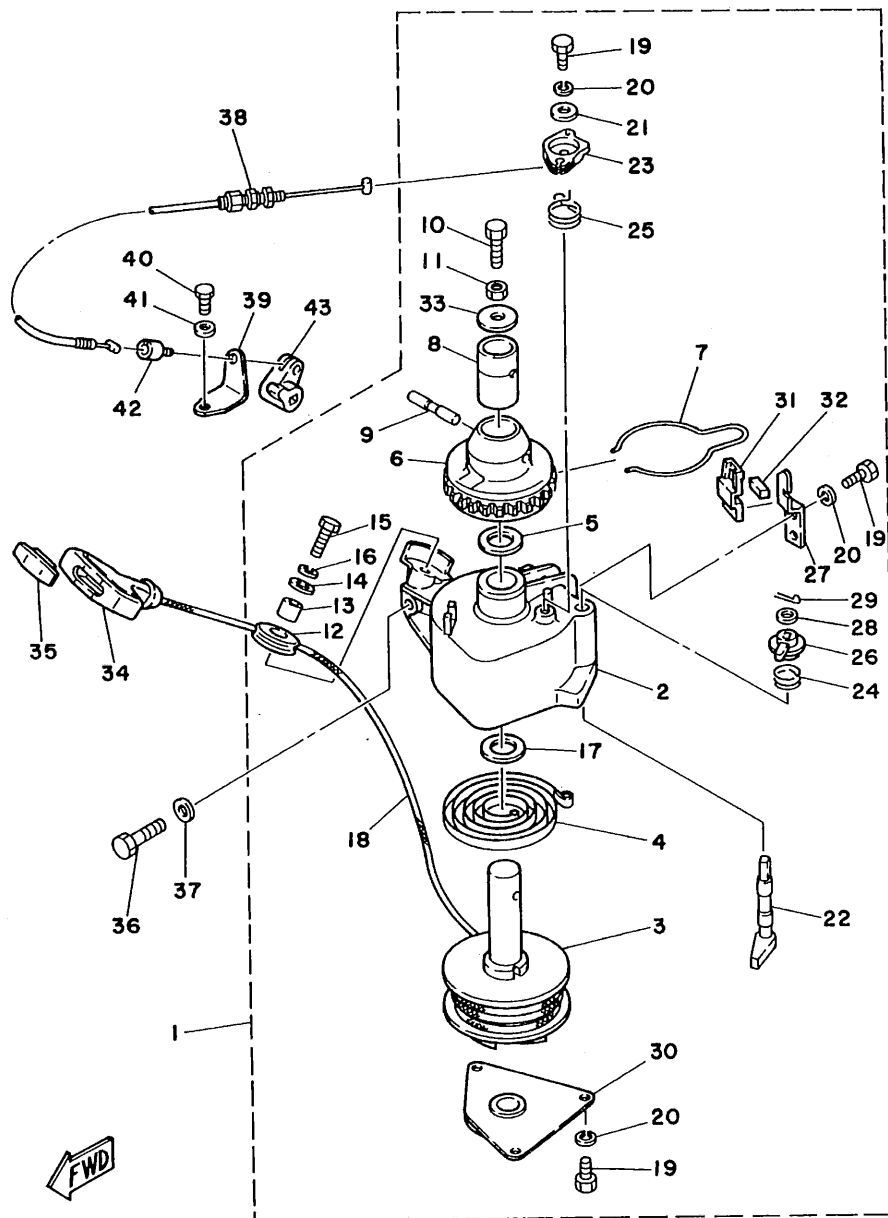


FIG. 8 STARTER

DEMARREUR

REF. NO.	PART NO. NO. PIECES	DESCRIPTION DESCRIPTION	Q'TY QTE	REMARKS REMARQUES
1	6G8-15710-10	STARTER ASSY DEMARREUR COMPLET	1	
2	6G8-15711-00	.CASE, STARTER .CARTER DE DEMARREUR	1	
3	6G8-15714-00	.DRUM, SHEAVE .TAMBOUR, POULIE	1	
4	6G8-15713-00	.SPRING, STARTER .RESSORT DE DEMARREUR	1	
5	6G8-15719-00	.WASHER, THRUST .RONDELLE, DE BUTEE	1	
6	6G8-15723-00	.PULLEY, STARTER .POULIE DE DEMARREUR	1	
7	6G8-15715-00	.SPRING, DRIVE PLATE .RESSORT, PLAQUE D'ENTRAINEMENT	1	
8	6G8-15754-00	.BUSH 2 .BAGUE 2	1	
9	6G8-15727-00	.PIN .AXE	1	
10	6G8-15768-00	.BOLT .BOULON	1	
11	95304-08700	.NUT .ECROU	1	
12	6F5-15752-00	.ROLLER, WIRE .GALET, CABLE	1	
13	6F5-15753-00	.BUSH .CHARBON	1	
14	6F5-15791-00	.WASHER, LOCK .RONDELLE-FREIN	1	
15	97315-06025	.BOLT .BOULON, HEXAGONAL	1	
16	92995-06100	.WASHER, SPRING .RONDELLE, GROWER	1	
17	6G8-15739-00	.WASHER, THRUST .RONDELLE, DE BUTEE	1	
18	*	.WIRE (L1850) .CABLE (L1850)	1	
19	97013-05012	.BOLT .BOULON	6	
20	92990-05100	.WASHER, SPRING .RONDELLE, GROWER	6	
21	6G8-15726-00	.WASHER, FLAT .RONDELLE, PLATE	1	
22	6G8-15794-00	.STOPPER .BUTEE	1	
23	6G8-15746-00	.ARM .BRAS	1	
24	6G8-15767-00	.SPRING .RESSORT	1	
25	6G8-15734-00	.SPRING, RETURN .RESSORT, RAPPEL	1	

\* CUT FROM 50M ROLLS, PARTS NO. 90890-44373, CUTTING LENGTH 1.85M.

\* A PRELEVER SUR BOBINE 50M, REFERENCE 90890-44373, LONGUEUR DE COUPE 1.85M.

C2



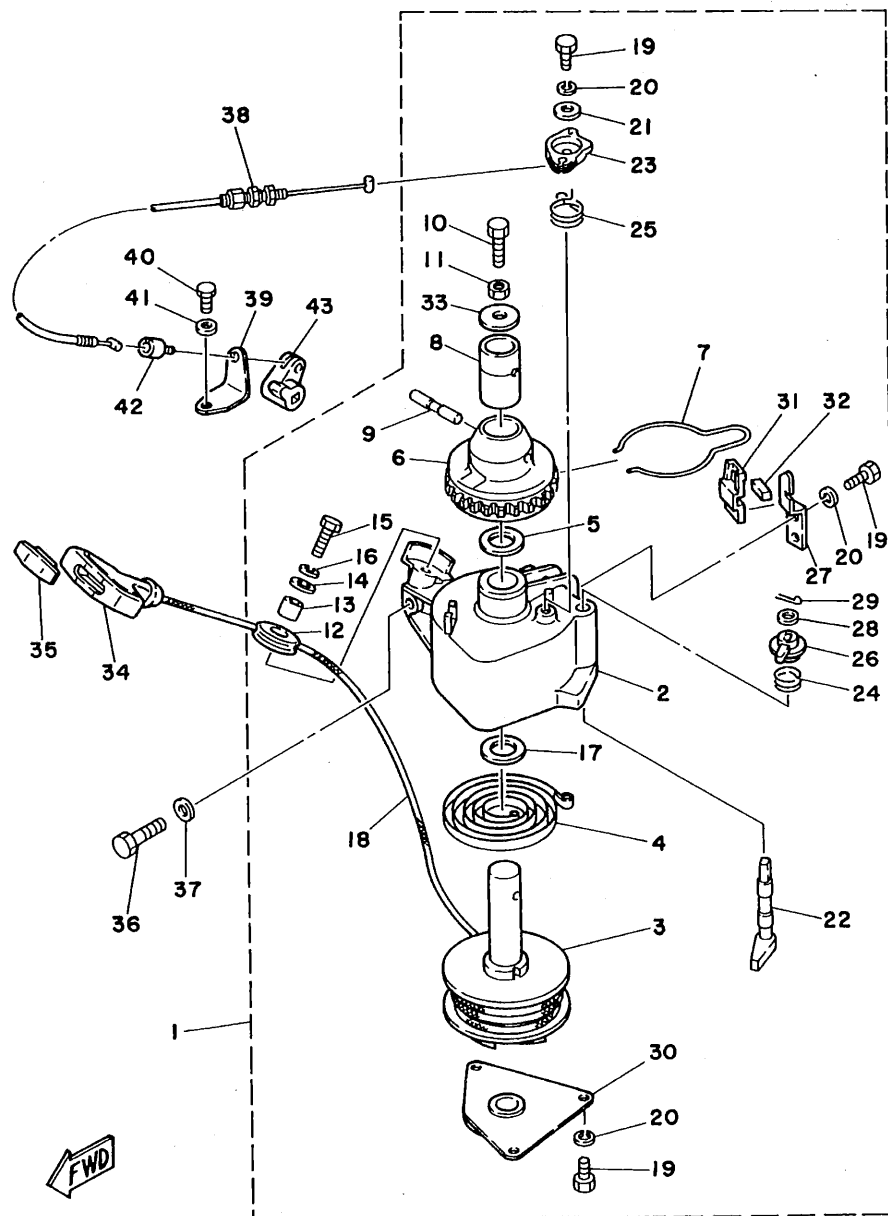


FIG. 8 STARTER

DEMARREUR

REF. NO.	PART NO. NO. PIECES	DESCRIPTION DESCRIPTION	Q'TY QTE	REMARKS REMARQUES
26	6G8-15747-00	.LINK .BIELLETTTE	1	
27	6G8-15716-00	.PLATE, DRIVE .PLAQUE, ENTRAINEMENT	1	
28	92990-06200	.WASHER, PLAIN .RONDELLE, PLATE	1	
29	91490-16020	.PIN, COTTER .GOUPILLE	1	
30	6G8-15712-00	.COVER, STARTER CASE .COUVERCLE, CARTER DEMARREUR	1	
31	6G8-15779-00	.COVER .COUVERCLE	1	
32	6G8-15789-00	.DAMPER .AMORTISSEUR	1	
33	6G8-15742-00	.WASHER, DRIVE PAWL .RONDELLE, CLIQUET	1	
34	6G1-15755-00	HANDLE, STARTER POIGNEE, DE DEMARREUR	1	
35	689-15779-01	COVER COUVERCLE	1	
36	97013-08030	BOLT BOULON	3	
37	92990-08600	WASHER, PLATE RONDELLE, PLATE	3	
38	6G8-15770-00	CABLE COMP., STARTER STOP CABLE, BUTEE DE DEMAR	1	
39	6G8-15771-00	STAY 1 SUPPORT 1	1	
40	97095-06012	BOLT BOULON	1	
41	92990-06600	WASHER, PLATE RONDELLE, PLATE	1	
42	6G8-15772-00	STAY 2 SUPPORT 2	1	
43	6G8-44125-00	LEVER, SHIFT ROD LEVIER, TIGE D'INVERSION	1	



**CARBURANT**

13

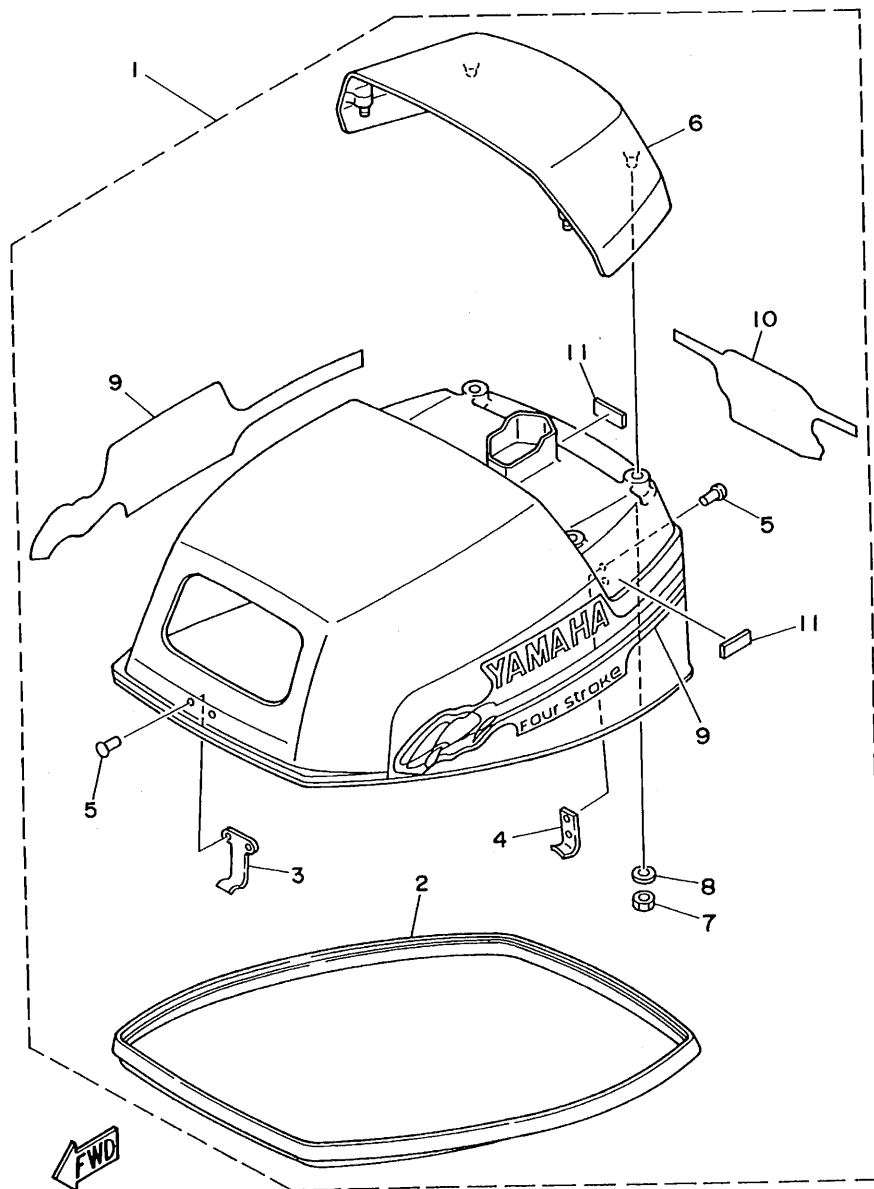


FIG. 10 TOP COWLING

CAPOT SUPERIEUR

REF. NO.	PART NO. NO. PIECES	DESCRIPTION DESCRIPTION	Q'TY QTE	REMARKS REMARQUES
1	6G8-42610-51-4D	TOP COWLING ASSY CAPOT (ENS.)	1	
2	6G8-42615-01	.SEAL	1	
3	6G8-42651-00	.JOINT	1	
4	6G8-42652-00	.HOOK	1	
5	90266-04M04	.CROCHET	4	
6	6G8-42613-01-4D	.HOOK	1	
7	95380-06700	.CROCHET	4	
8	92990-06200	.RIVET	4	
9	6G9-W0070-13	.RIVET	1	
10	6G8-42678-51	.MOLDING, AIR DUCT .MANCHON A AIR	4	
11	6G8-42662-00	.NUT	4	
		.ECROU	4	
		.WASHER, PLAIN	1	
		.RONDELLE, PLATE	1	
		.GRAPHIC SET	1	
		.JEU DIEMBLEMES	1	
		.GRAPHIC, REAR	3	
		.ADHESIF, ARRIERE		
		.DAMPER		
		.AMORTISSEUR		

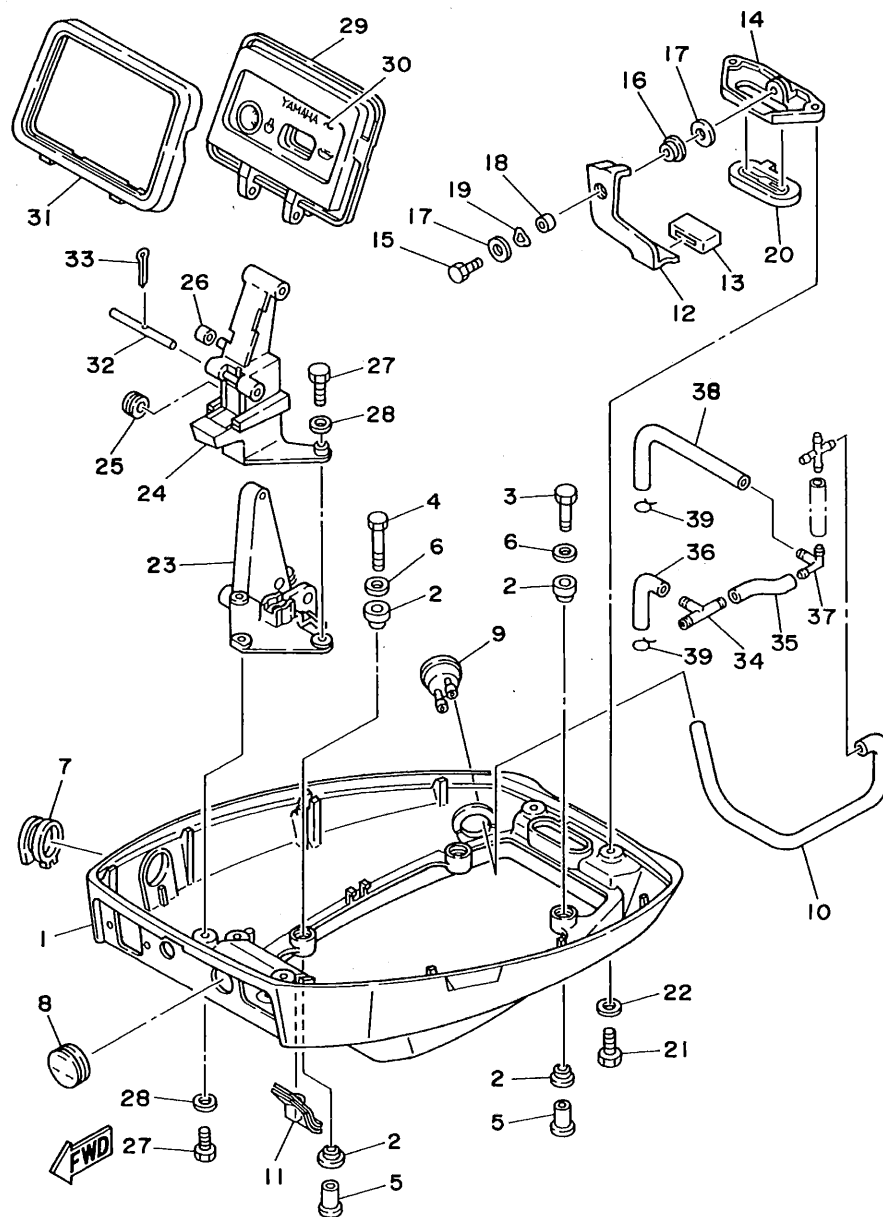


FIG. 11 BOTTOM COWLING

CAPOT INFÉRIEUR

REF. NO.	PART NO. NO. PIECES	DESCRIPTION DESCRIPTION	Q'TY QTE	REMARKS REMARQUES
1	6G8-42711-02-40	COWLING, BOTTOM CUVETTE	1	
2	90480-09M35	GROMMET PASSE-FIL	8	
3	97095-06030	BOLT BOULON	2	
4	97095-06040	BOLT BOULON	2	
5	90387-06M15	COLLAR COLLERETTE	4	
6	90201-06M31	WASHER, PLATE RONDELLE, PLATE	4	
7	6G8-42724-00	GROMMET PASSE-FIL	1	
8	6G8-42725-10	GROMMET PASSE-FIL	1	
9	6G8-44391-00	NIPPLE, HOSE RACCORD D'ESSENCE	1	
10	90445-09163	HOSE DURITE	1	EXCEPT FOR BODEN SEA
11	6G8-42727-00	GROMMET PASSE-FIL	1	
12	6G8-42815-00	LEVER, CLAMP LEVIER, PRESSE	1	
13	6G8-42831-00	BUSHING POULIE	1	
14	6G8-42811-00-94	STAY SUPPORT	1	
15	97095-06016	BOLT BOULON	1	
16	90386-08M49	BUSH DOUILLE	1	
17	90201-06M31	WASHER, PLATE RONDELLE, PLATE	2	
18	90387-06M72	COLLAR COLLERETTE	1	
19	90206-08M13	WASHER, WAVE RONDELLE, ONDULEE	1	
20	6G8-42748-00	GROMMET PASSE-FIL	1	
21	97095-06016	BOLT BOULON	2	
22	92990-06600	WASHER, PLATE RONDELLE, PLATE	2	
23	6G8-42738-00-94	PLATE, FITTING ETRIER	1	
24	6G8-42719-00-94	PANEL, FRONT LOWER PANNEAU, AVANT INFÉRIEUR	1	
25	90480-19031	GROMMET PASSE-FIL	1	
26	90445-05ME6	HOSE DURITE	1	
27	97095-06016	BOLT BOULON	4	
28	92990-06600	WASHER, PLATE RONDELLE, PLATE	4	

C6

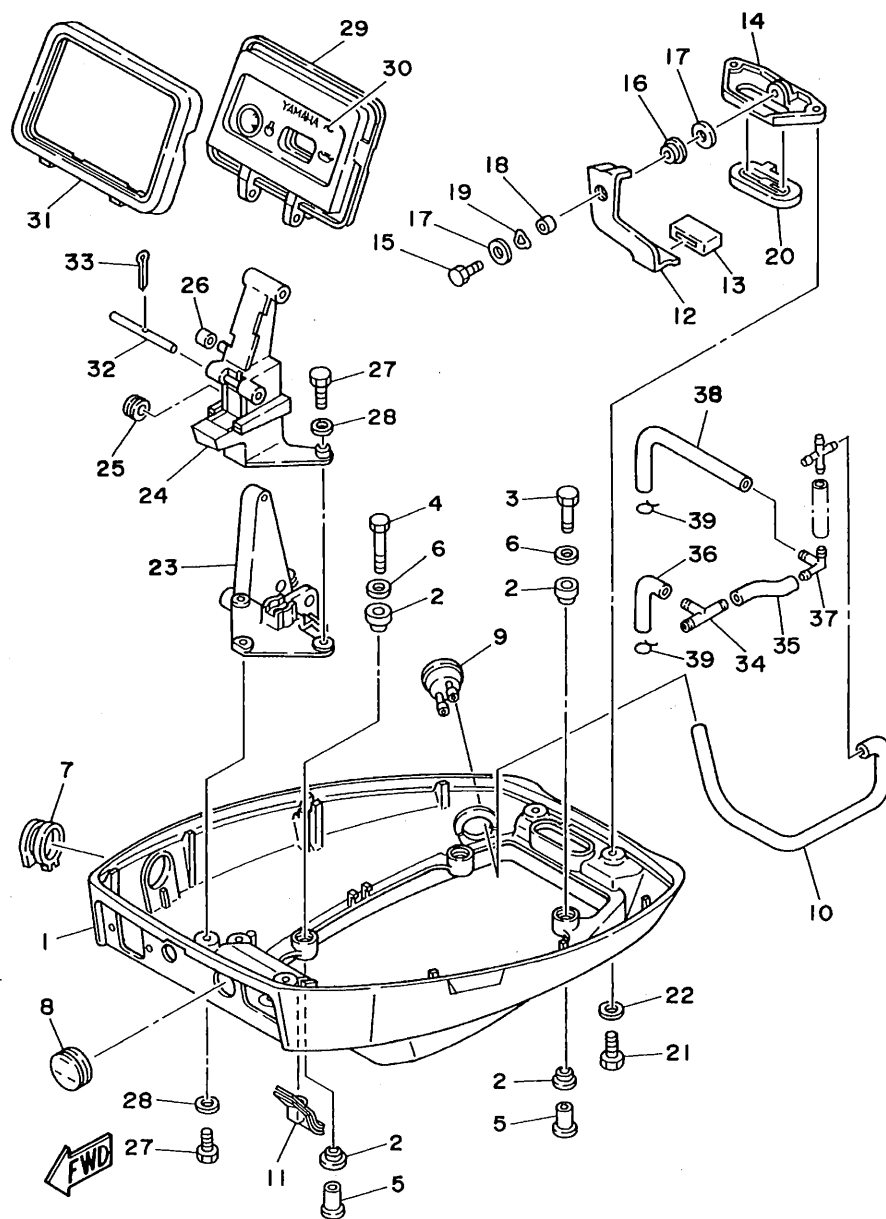


FIG. 11 BOTTOM COWLING

CAPOT INFERIEUR

REF. NO.	PART NO. NO. PIECES	DESCRIPTION DESCRIPTION	Q'TY QTE	REMARKS REMARQUES
29	668-42614-02	PANEL, FRONT UPPER PANNEAU, AVANT SUPERIEUR	1	F9.9AM
30	668-42677-00	GRAPHIC, FRONT ADHESIF, AVANT	1	F9.9AM
31	668-42629-02	SEAL JOINT	1	
32	668-42755-00	HINGE, COWLING PENTURE	1	
33	91490-16010	PIN, COTTER GOUPILLE	1	
34	668-24379-00	PIPE, JOINT 4 DURITE, RACCORDEMENT 4	1	
35	90445-10M78	HOSE DURITE	1	
36	668-12476-00	PIPE 6 DURITE 6	1	
37	668-24378-01	PIPE, JOINT 3 DURITE, RACCORDEMENT 3	1	
38	668-12485-00	PIPE 5 DURITE 5	1	
39	90467-10M04	CLIP JONC	2	

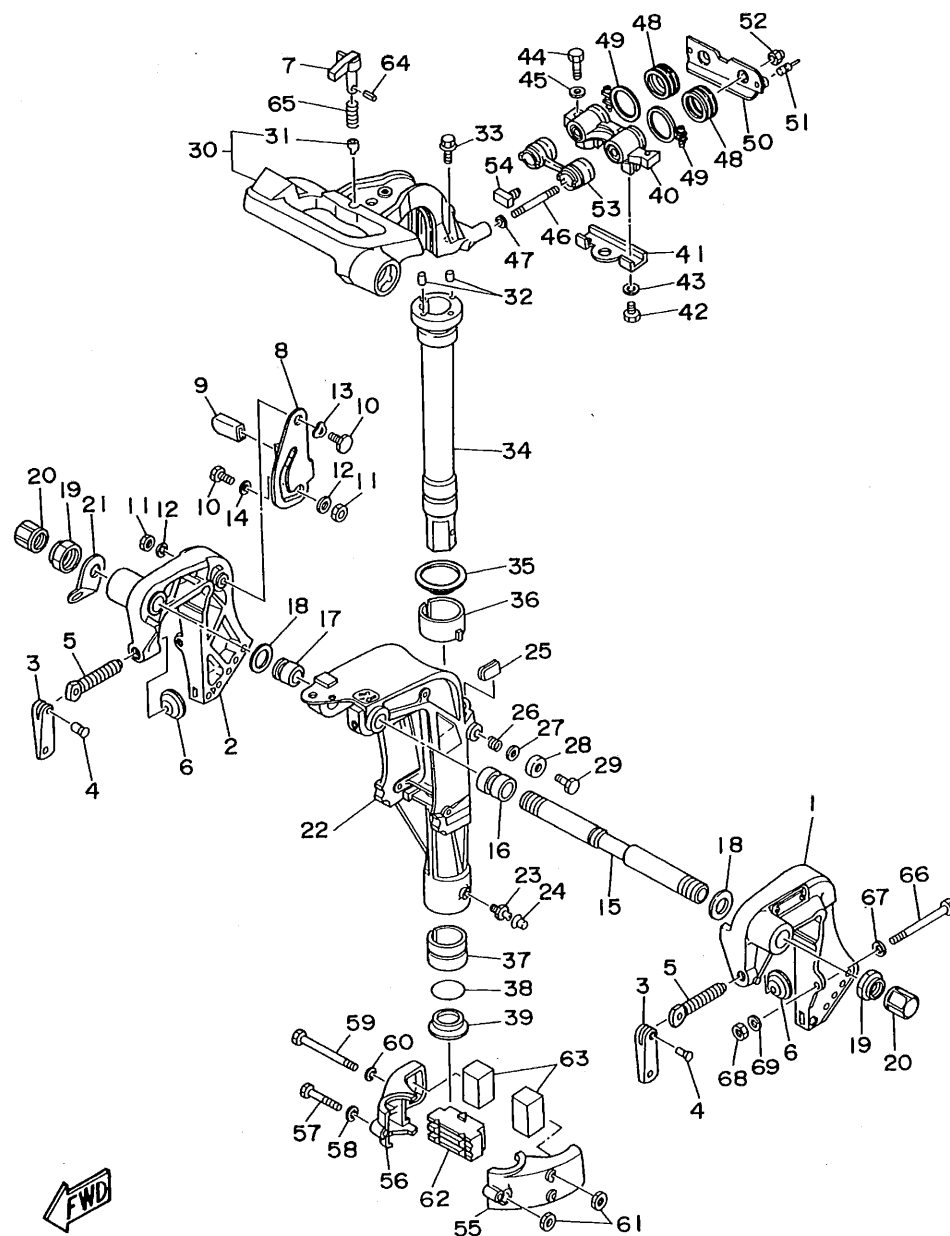


FIG. 12 BRACKET 1

SUPPORT 1

REF. NO.	PART NO. NO. PIECES	DESCRIPTION DESCRIPTION	Q'TY QTE	REMARKS REMARQUES
1	6G8-43111-04-4D	BRACKET, CLAMP PRESSE	1	
2	6G8-43112-04-4D	BRACKET, CLAMP PRESSE	1	
3	616-43118-01-4D	HANDLE, TRANSOM CLAMP POIGNEE DE VIS DE PRESSE	2	
4	90243-04M00	PIN GOUPILLE	2	
5	6E7-43116-00	SCREW, TRANSOM CLAMP VIS DE PRESSE	2	
6	648-43114-01	PAD, TRANSOM CLAMP RONDELLE D'APPUI	2	
7	6G8-42561-00	KNOB, STEERING LOCK BOUTON	1	
8	6G8-43181-00	LEVER, TILT STOP LEVIER, VERROUILLAGE RELEVAGE	1	
9	682-43318-01	COVER CAPUCHON	1	
10	90109-06M25	BOLT BOULON	2	
11	95680-06100	NUT, U ECROU, U	2	
12	92990-06600	WASHER, PLATE RONDELLE, PLATE	2	
13	90206-10M15	WASHER, WAVE RONDELLE, ONDULEE	1	
14	682-43339-01	WASHER RONDELLE	1	
15	6G8-43131-00	BOLT, CLAMP BRACKET BOULON, PRESSE	1	
16	90386-22M92	BUSH DOUILLE	1	
17	90386-22M93	BUSH DOUILLE	1	
18	90201-22M03	WASHER, PLATE RONDELLE, PLATE	2	
19	90185-22M11	NUT, SELF-LOCKING ECROU, AUTO-BLOCANT	2	
20	6G5-43145-00	CAP, CLAMP BRACKET CAPUCHON, PRESSE	2	
21	6J8-43113-01	PLATE, CLAMP BRACKET PLAQUETTE, PRESSE	1	
22	6G8-43311-15-4D	BRACKET, SWIVEL SUPPORT, PIVOT	1	UR LONG/ULTRA LONG
	6G9-43311-04-4D	BRACKET, SWIVEL SUPPORT, PIVOT	1	UR SHORT
23	93700-06M03	NIPPLE, GREASE PION	1	
24	663-45119-00	CAP, GREASE NIPPLE CAPUCHON, GRAISSEUR	1	AP
25	6G8-42528-00	PLATE, FRICTION PLAQUE, FRICTION	1	
26	90501-18M00	SPRING, COMPRESSION RESSORT, COMPRESSION	1	
27	90201-06M31	WASHER, PLATE RONDELLE, PLATE	1	

D1

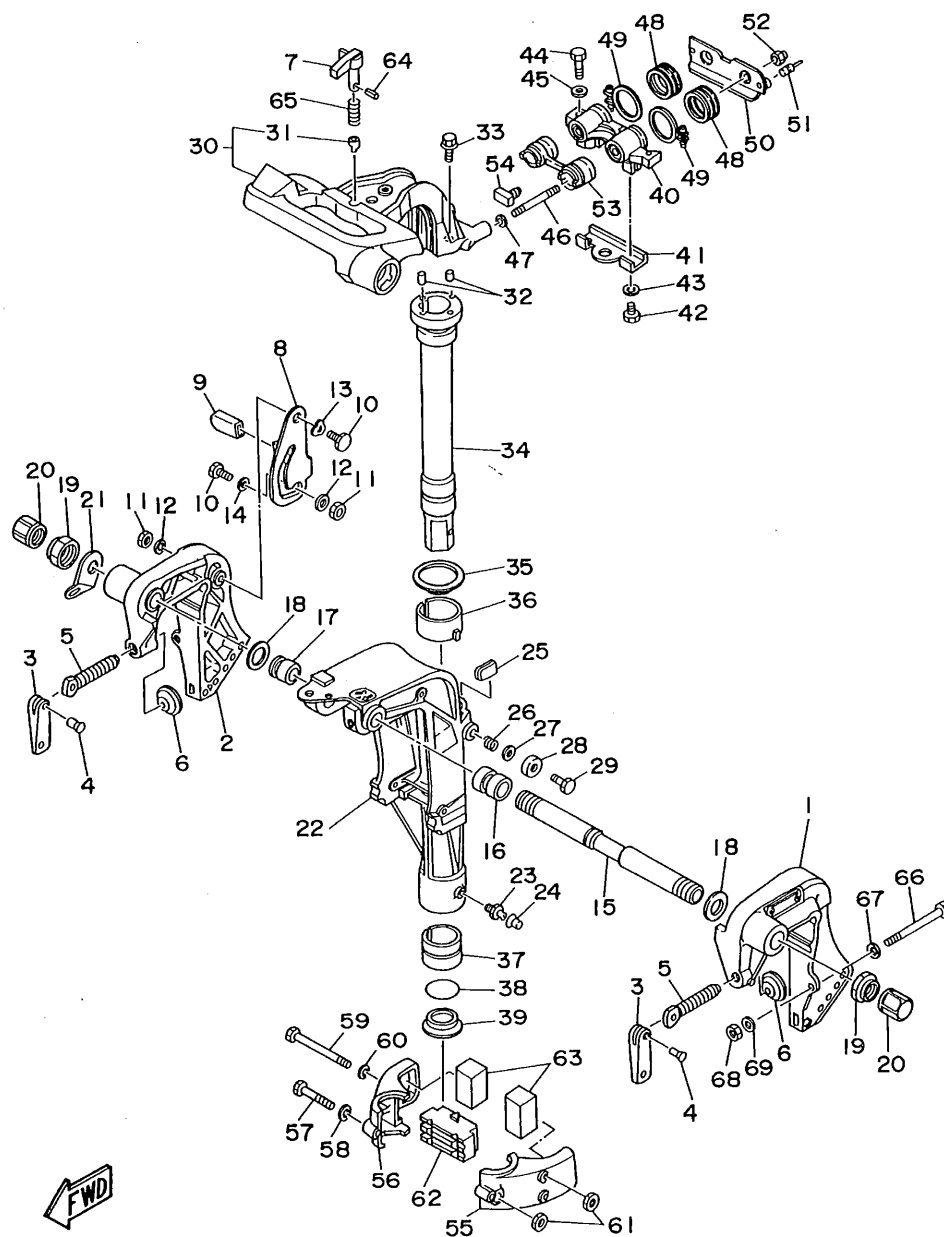


FIG. 12 BRACKET 1

SUPPORT 1

REF. NO.	PART NO. NO. PIECES	DESCRIPTION DESCRIPTION	Q'TY QTE	REMARKS REMARQUES
28	6G8-43373-00	SEAL, DAMPER JOINT	1	
29	97095-06025	BOLT BOULON	1	
30	6G8-42511-02-40	BRACKET, STEERING CADRE, DIRECTION	1	
31	6G8-42534-00	.PIN, DOWEL .GOUPILE	1	
32	93605-15065	PIN, DOWEL AXE	2	
33	90119-06M06	BOLT, WITH WASHER BOULON, AVEC RONDELLE	2	
34	6G8-42521-10-94	SHAFT, STEERING PIVOT AXE, PIVOT DE DIRECTION	1	UR LONG/ULTRA LONG
	6G9-42521-00-94	SHAFT, STEERING PIVOT AXE, PIVOT DE DIRECTION	1	UR SHORT
35	90209-45M09	WASHER RONDELLE	1	
36	6G8-42537-00	BUSHING, PIVOT SHAFT COUSSINET	1	
37	90386-37M47	BUSH DOUILLE	1	
38	93210-37M67	O-RING JOINT TORIQUE	1	
39	90386-37M48	BUSH DOUILLE	1	
40	6G8-44517-00-94	MOUNT RUBBER SILENT-BLOC	1	
41	6G8-44526-00	PLATE PLAQUE	1	
42	97095-06012	BOLT BOULON	2	
43	92990-06600	WASHER, PLATE RONDELLE, PLATE	2	
44	97095-08030	BOLT BOULON	2	
45	92990-08600	WASHER, PLATE RONDELLE, PLATE	2	
46	90116-08M28	BOLT, STUD GOUJON	2	
47	90201-08M12	WASHER, PLATE RONDELLE, PLATE	2	
48	6G8-44522-00	SEAL JOINT	2	
49	90460-38M06	CLAMP, HOSE BRIDE, DE DURITE	2	
50	6G8-44518-00	BRACKET COMP. SUPPORT COMPLET	1	
51	6G8-44533-00	DAMPER, UPPER MOUNT RUBBER COUVERCLE, SUSPENSION INFERIEU	2	
52	95780-08300	NUT, FLANGE ECROU	2	
53	6G8-44521-00	SEAL JOINT	1	
54	6G8-44532-00	STOPPER, UPPER MOUNT PLAQUETTE	1	

D2

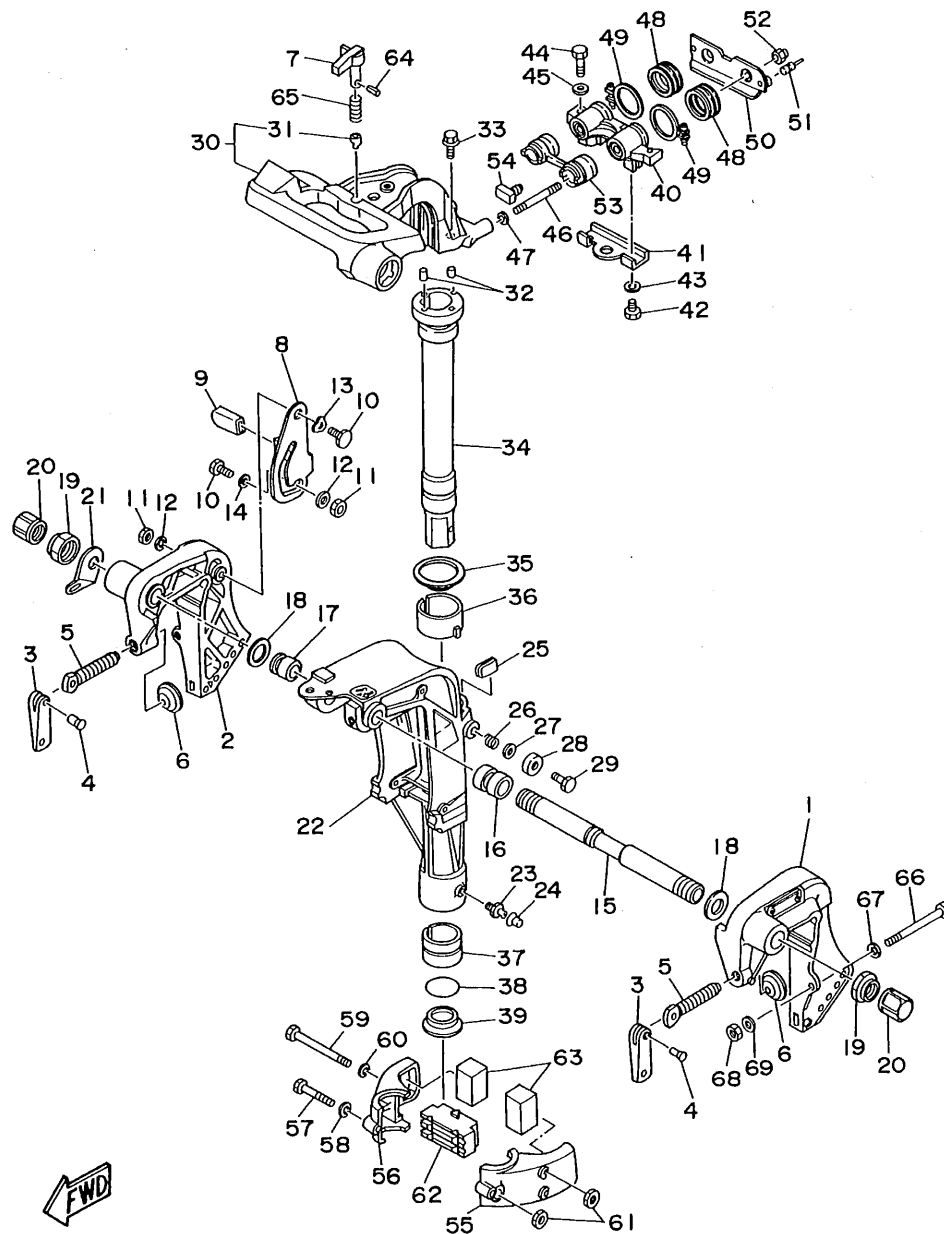


FIG. 12 BRACKET 1

SUPPORT 1

REF. NO.	PART NO. NO. PIECES	DESCRIPTION DESCRIPTION	Q'TY QTE	REMARKS REMARQUES
55	668-44551-01-4D	HOUSING, LOWER MOUNT RUBBER BOITIER, SILENT-BLOC INFÉRIEUR	1	
56	668-44552-02-4D	HOUSING, LOWER MOUNT RUBBER BOITIER, SILENT-BLOC INFÉRIEUR	1	
57	97095-06045	BOLT BOULON	1	
58	92990-06600	WASHER, PLATE RONDELLE, PLATE	1	
59	97095-06095	BOLT BOULON	2	
60	92990-06600	WASHER, PLATE RONDELLE, PLATE	2	
61	95380-06700	NUT ECROU	3	
62	668-44557-00	MOUNT DAMPER, LOWER FRONT SILENT-BLOC, INFÉRIEUR AVANT	1	
63	682-44555-00	MOUNT DAMPER, LOWER SIDE SILENT-BLOC, INFÉRIEUR LATÉRAL	2	
64	91690-30012	PIN, SPRING AGRAFFE	1	
65	90501-10071	SPRING, COMPRESSION RESSORT, COMPRESSION	1	
66	90101-08M88	BOLT BOULON	2	
67	92990-08600	WASHER, PLATE RONDELLE, PLATE	2	
68	95780-08300	NUT, FLANGE ECROU	2	
69	90201-08MA4	WASHER, PLATE RONDELLE, PLATE	2	

D3



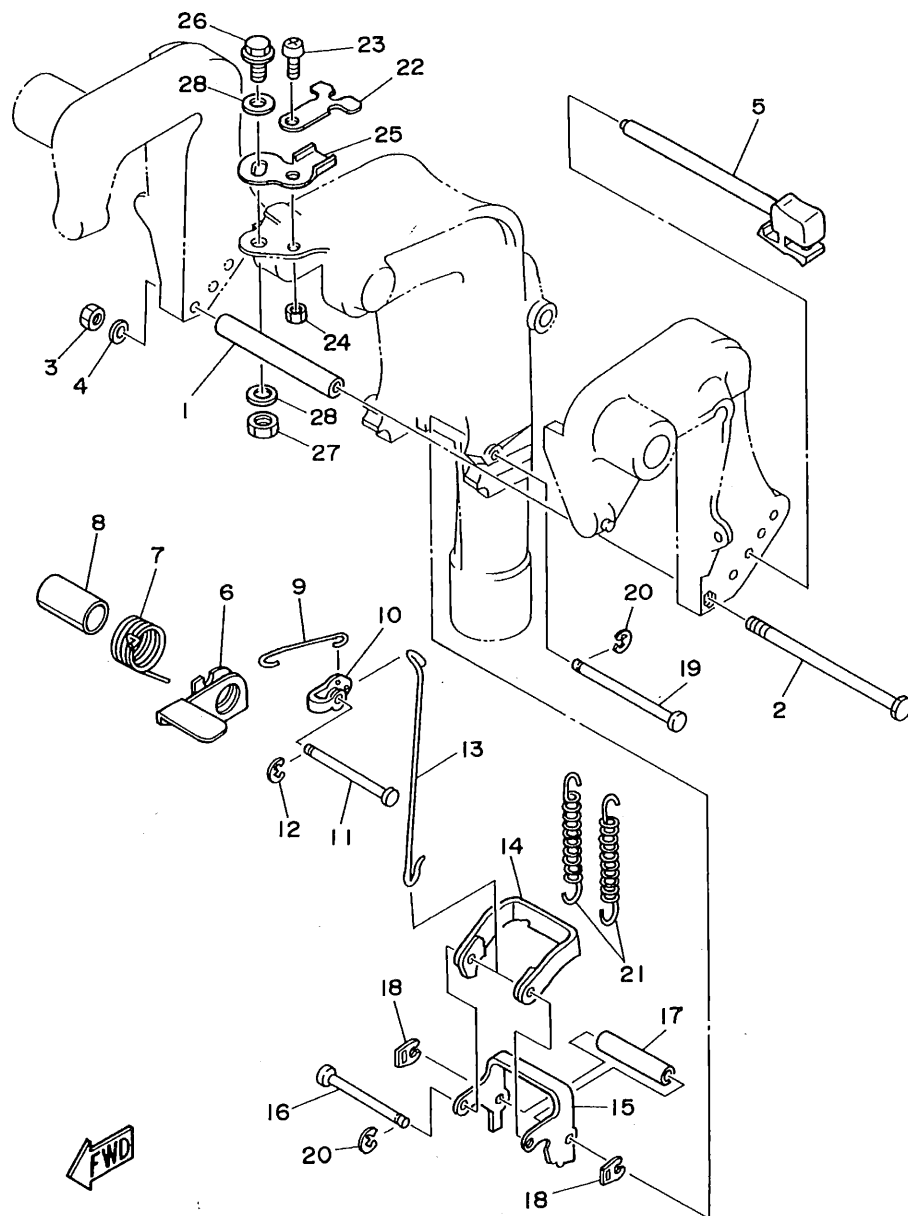


FIG. 13 BRACKET 2

SUPPORT 2

REF. NO.	PART NO. NO. PIECES	DESCRIPTION DESCRIPTION	Q'TY QTE	REMARKS REMARQUES
1	90387-06M09	COLLAR COLLERETTE	1	
2	97095-06135	BOLT BOULON	1	
3	95380-06700	NUT ECROU	1	
4	92990-06600	WASHER, PLATE RONDELLE, PLATE	1	
5	668-43160-01	TILT ROD ASSY BROCHE D'INCLINAISON (ENS.)	1	
6	668-43631-03	LEVER, TILT LEVIER, INCLINAISON	1	
7	90508-18M33	SPRING, TORSION RESSORT, TORSION	1	
8	90386-20M94	BUSH DOUILLE	1	
9	668-43616-00	ROD, TILT LOCK TIGE	1	
10	682-43641-00	LEVER, TILT LEVIER, INCLINAISON	1	
11	90249-06M20	PIN GOUPILLE	1	
12	99080-05600	CIRCLIP CIRCLIP	1	
13	668-43617-00	ROD, TILT LOCK TIGE	1	
14	682-43614-00	PLATE, TILT LOCK ETRIER, VERROUILLAGE MARCHE AR	1	
15	682-43615-01	PLATE, TILT LOCK ETRIER, VERROUILLAGE MARCHE AR	1	
16	682-43611-01	SHAFT, TILT LOCK AXE, VERROUILLAGE MARCHE AR	1	
17	90387-06M20	COLLAR COLLERETTE	1	
18	682-43673-00	WASHER 1 RONDELLE	2	
19	682-43659-00	SHAFT, REVERSE LOCK AXE, VERROUILLAGE MARCHE AR	1	
20	99080-05600	CIRCLIP CIRCLIP	2	
21	90506-29M16	SPRING, TENSION RESSORT, TENSION	2	
22	668-43319-03-94	PLATE PLAQUE	1	
23	98580-06016	SCREW, PAN HEAD VIS	1	
24	95380-06600	NUT ECROU	1	
25	668-42512-02-94	PLATE, CONTROL PLAQUE	1	
26	97095-10020	BOLT BOULON	1	
27	95380-10700	NUT ECROU	1	
28	90201-10M76	WASHER, PLATE RONDELLE, PLATE	2	

D4

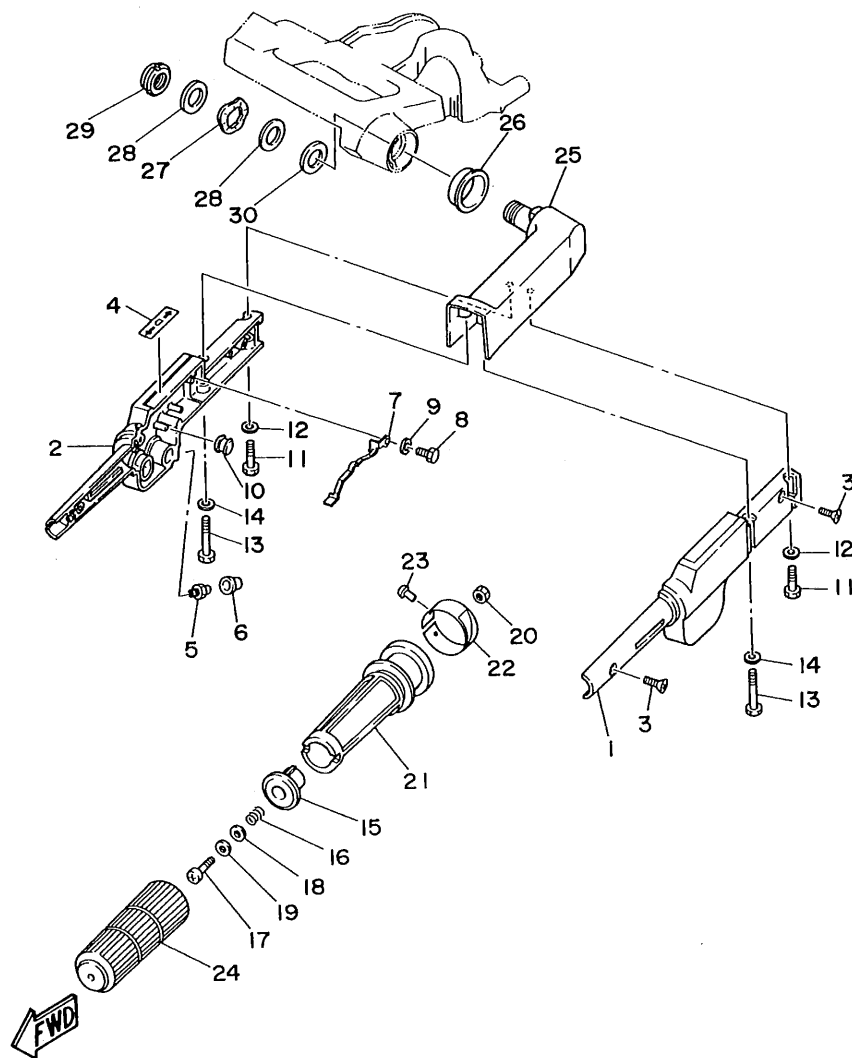


FIG. 14 STEERING (F9.9AM/F9.9AEM) DIRECTION (F9.9AM/F9.9AEM)

REF. NO.	PART NO. NO. PIECES	DESCRIPTION DESCRIPTION	Q'TY QTE	REMARKS REMARQUES
1	6G8-42111-01-4D	HANDLE, STEERING POIGNEE	1	
2	6G8-42112-02-4D	HANDLE, STEERING POIGNEE	1	
3	98780-05016	SCREW, FLAT HEAD VIS A TETE FRAISEE	2	
4	6G8-44191-00	INDICATOR, SHIFT ETIQUETTE, EMBRAYAGE	1	
5	93700-06M03	NIPPLE, GREASE PION	1	
6	663-45119-00	CAP, GREASE NIPPLE CAPUCHON, GRAISSEUR	1 AP	
7	6G8-42147-01	SPRING RESSORT	1	
8	97095-05012	BOLT BOULON	1	
9	92990-05600	WASHER, PLATE RONDELLE, PLATE	1	
10	6H4-42725-00	GROMMET PASSE-FIL	1	
11	97095-06025	BOLT BOULON	2	
12	92990-06600	WASHER, PLATE RONDELLE, PLATE	2	
13	97095-06040	BOLT BOULON	2	
14	92990-06600	WASHER, PLATE RONDELLE, PLATE	2	
15	6G8-42126-01-94	FRICTION, STEERING HANDLE GRIP CUVETTE, POIGNEE DE DIRECTION	1	
16	90501-23M42	SPRING, COMPRESSION RESSORT, COMPRESSION	1	
17	97880-06030	SCREW, PAN HEAD VIS, TETE TRONCONIQUE	1	
18	90201-06049	WASHER, PLATE RONDELLE, PLATE	1	
19	90202-06007	WASHER, PLATE RONDELLE, PLATE	1	
20	95380-06700	NUT ECROU	1	
21	6G8-42119-00	GRIP, STEERING HANDLE POIGNEE, BARRE FRANCHE	1	
22	6G8-42137-01	INDICATOR, THROTTLE INDICATEUR, ACCELERATION	1	
23	90269-02M09	RIVET	1	
24	6G8-42177-00	RUBBER, HANDLE CAOUTCHOUC, POIGNEE	1	
25	6G8-42113-01-4D	HANDLE, STEERING 3 POIGNEE 3	1	
26	90386-33M56	BUSH DOUILLE	1	
27	90206-20M14	WASHER, WAVE RONDELLE, ONDULEE	1	
28	90201-20M00	WASHER, PLATEE RONDELLE, PLATE	2	

D5

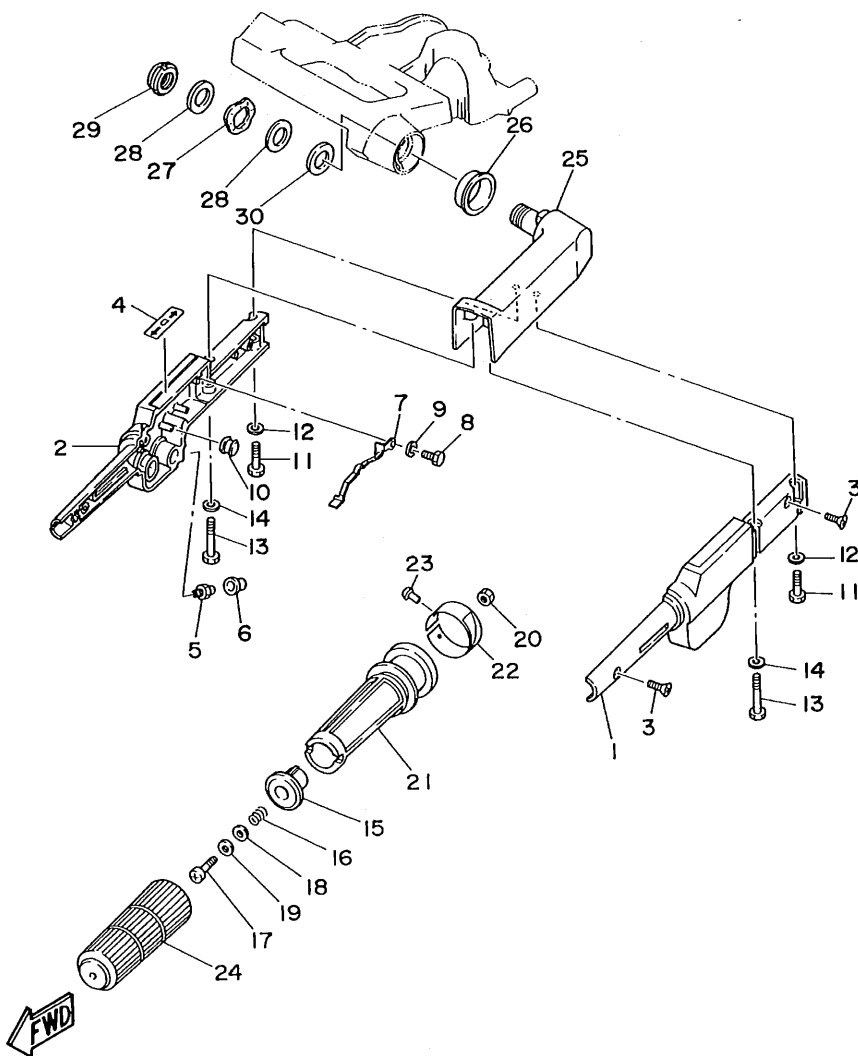


FIG. 14 STEERING (F9.9AM/F9.9AEM) DIRECTION (F9.9AM/F9.9AEM)

REF. NO.	PART NO. NO. PIECES	DESCRIPTION DESCRIPTION	Q'TY QTE	REMARKS REMARQUES
29	90185-20M03	NUT, SELF-LOCKING ECROU, AUTO-BLOCANT	1	
30	90202-20M33	WASHER, PLATE RONDELLE, PLATE	1	

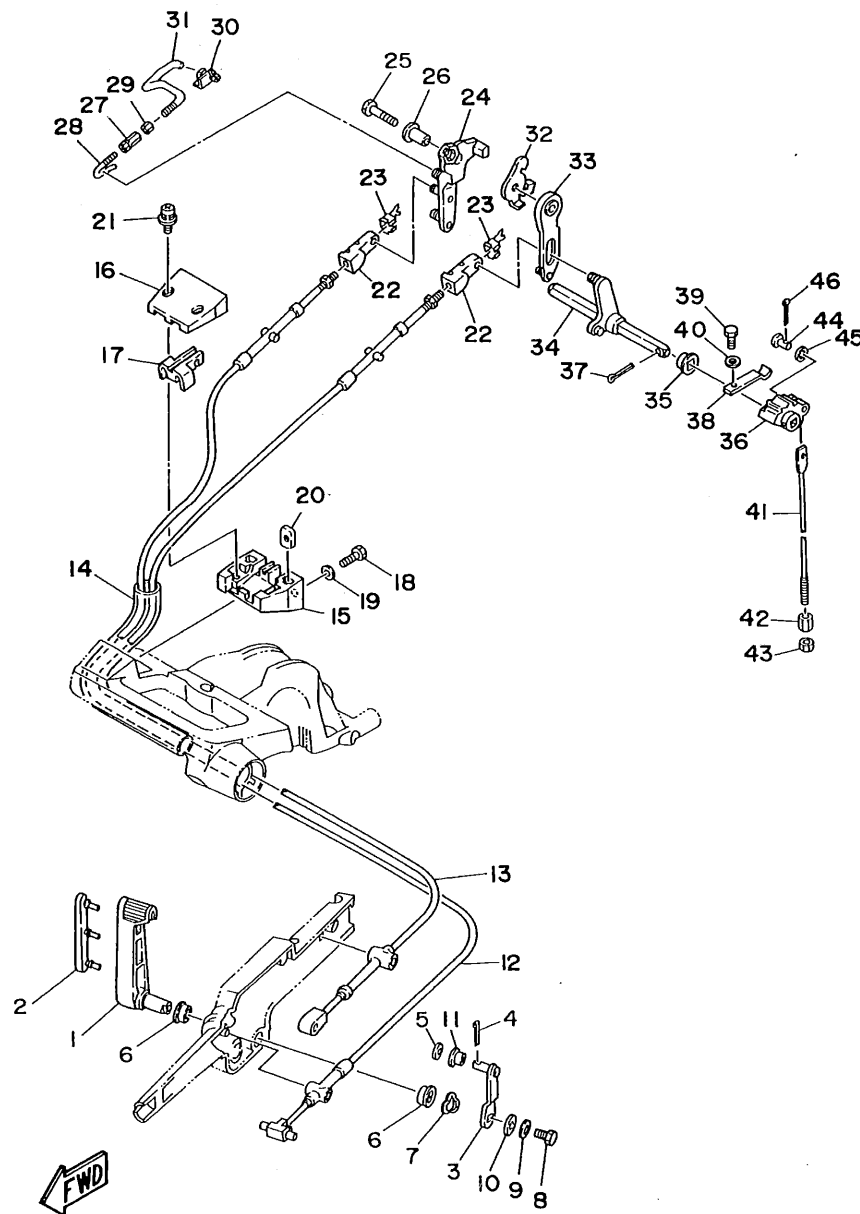


FIG. 15 CONTROL

COMMANDE

REF. NO.	PART NO. NO. PIECES	DESCRIPTION DESCRIPTION	Q'TY QTE	REMARKS REMARQUES
1	6G8-44121-00-98	LEVER, SHIFT ROD LEVIER, TIGE D'INVERSION	1	
2	6G8-42129-00	BUSHING, RUBBER DOUILLE, CAOUTCHOUC	1	
3	6G8-44123-00	ARM, SHIFT ROD BRAS, TIGE D'INVERSION	1	
4	91490-16010	PIN, COTTER GOUPILLE	1	
5	92990-05200	WASHER, PLAIN RONDELLE, PLATE	1	
6	90386-12069	BUSH DOUILLE	2	
7	90206-12052	WASHER, WAVE RONDELLE, ONDULEE	1	
8	97095-06016	BOLT BOULON	1	
9	92990-06600	WASHER, PLATE RONDELLE, PLATE	1	
10	90201-06M94	WASHER, PLATE RONDELLE, PLATE	1	
11	90386-05M54	BUSH DOUILLE	1	
12	6G8-48311-02	CABLE	1	UR
	6G8-48311-11	CABLE	1	UR FOR HANDY REMOTE CONTROL
13	6G8-48321-01	CABLE	1	UR
	6G8-48321-10	CABLE	1	UR FOR HANDY REMOTE CONTROL
14	90445-24M00	HOSE DURITE	1	UR
	90445-20ME5	HOSE DURITE	1	UR FOR HANDY REMOTE CONTROL
15	6G8-41661-00-98	BRACKET SUPPORT	1	
16	6G8-41662-00-98	BRACKET SUPPORT	1	
17	6G8-41663-00	BRACKET 3 SUPPORT 3	1	
18	97095-06016	BOLT BOULON	2	
19	92990-06600	WASHER, PLATE RONDELLE, PLATE	2	
20	6G8-41654-00	NUT ECROU	2	
21	90159-05M06	SCREW, WITH WASHER VIS, AVEC RONDELLE	2	
22	6G8-26363-00	END, CABLE EMBOUT DE CABLE	2	
23	6G8-26364-00	END, CABLE 2 EMBOUT, DE CABLE	2	
24	6G8-41212-00	ARM, ACCEL. BRAS	1	
25	97095-06030	BOLT BOULON	1	

D7

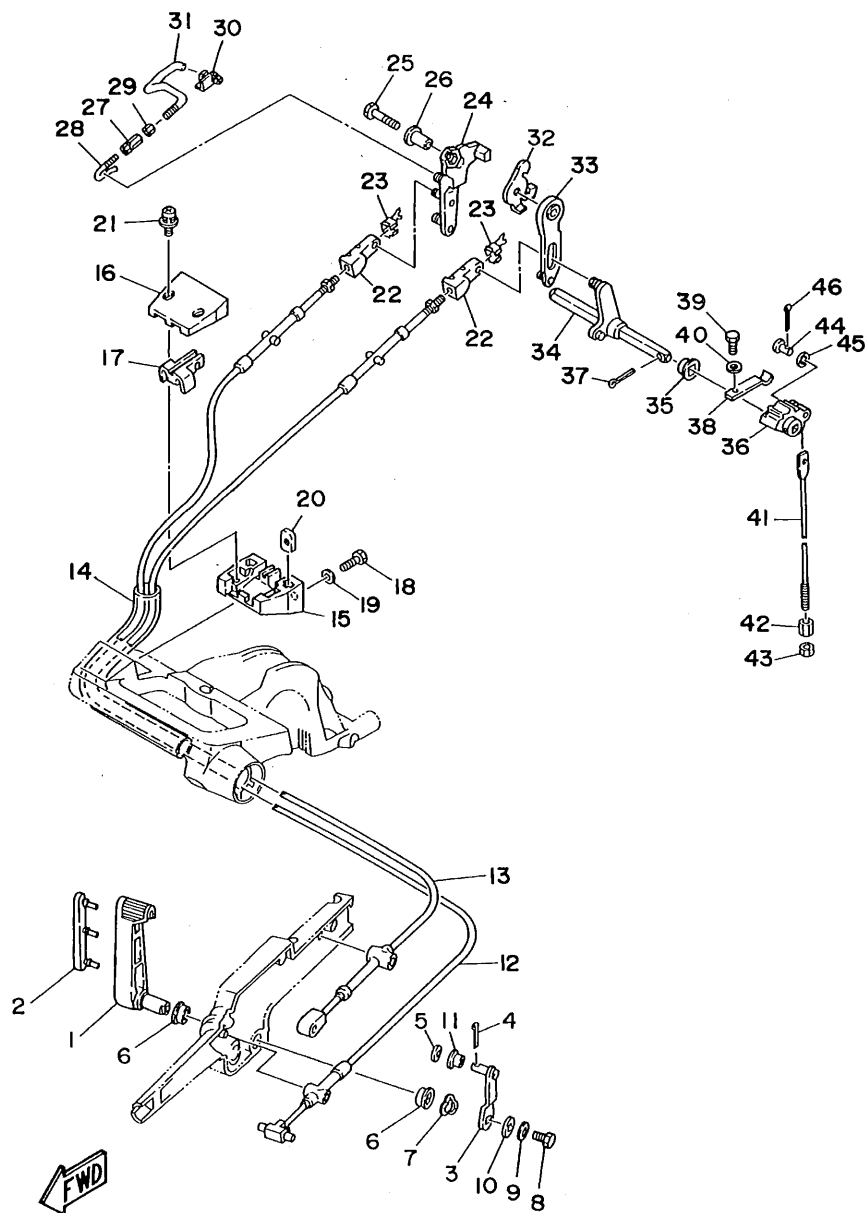


FIG. 15 CONTROL

COMMANDE

REF. NO.	PART NO. NO. PIECES	DESCRIPTION DESCRIPTION	Q'TY QTE	REMARKS REMARQUES
26	90387-06M58	COLLAR COLLERETTE	1	
27	6G8-41238-01	JOINT, LINK RACCORD	1	
28	6G8-41241-01	ROD, LINK BIELLETTE	1	
29	95303-04600	NUT ECROU	1	
30	6G8-41237-01	JOINT, LINK RACCORD	1	
31	6G8-41242-01	ROD 2 TIGE 2	1	
32	6G8-14493-00	STAY 1 SUPPORT 1	1	
33	6G8-44111-00	HANDLE, GEAR SHIFT POIGNEE, LEVIER D'EMBRAYAGE	1	
34	6G8-44159-00	HANDLE, GEAR SHIFT POIGNEE, LEVIER D'EMBRAYAGE	1	
35	682-44132-00	BUSHING COUSSINET	1	
36	682-44121-01	LEVER, SHIFT ROD LEVIER, TIGE D'INVERSION	1	
37	91490-25020	PIN, COTTER GOUPILLE	1	
38	682-44116-01	SPRING RESSORT	1	
39	97095-06014	BOLT BOULON	1	
40	92990-06600	WASHER, PLATE RONDELLE, PLATE	1	
41	6G8-44143-10	ROD, SHIFT TIGE D'EMBRAYAGE	1	UR LONG/ULTRA LONG
	6G9-44143-00	ROD, SHIFT TIGE D'EMBRAYAGE	1	UR SHORT
42	90170-06015	NUT ECROU	1	
43	95380-06700	NUT ECROU	1	
44	91790-05020	PIN, CLEVIS AXE D'ARTICULATION	1	
45	92990-05600	WASHER, PLATE RONDELLE, PLATE	1	
46	91490-16010	PIN, COTTER GOUPILLE	1	

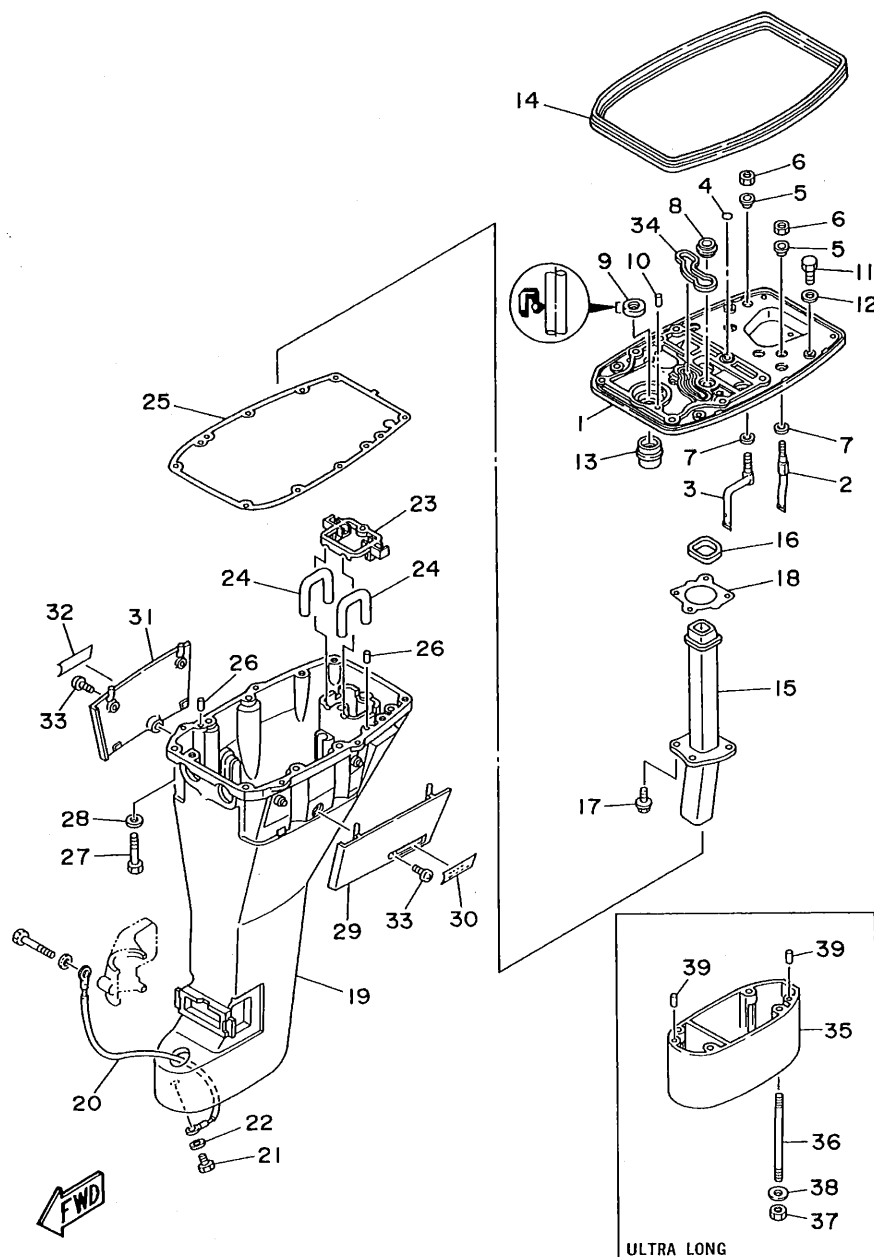


FIG. 16 UPPER CASING

FOURREAU

REF. NO.	PART NO. NO. PIECES	DESCRIPTION DESCRIPTION	Q'TY QTE	REMARKS REMARQUES
1	6G8-41137-04-94	GUIDE, EXHAUST COLLECTEUR D'ECHAPPEMENT	1	
2	6G8-12483-00	PIPE 3 DURITE 3	1	
3	6G8-12484-00	PIPE 4 DURITE 4	1	
4	93210-08M60	O-RING JOINT TORIQUE	1	
5	90386-10M70	BUSH DOUILLE	2	
6	95380-10700	NUT ECRON	2	
7	90202-10M03	WASHER, PLATE RONDELLE, PLATE	2	
8	6G8-44367-00	DAMPER, WATER SEAL JOINT TUBE D'EAU	1	
9	93101-13M27	OIL SEAL JOINT SPY	1	
10	93606-12019	PIN, DOWEL GOUPILLE	2	
11	97095-06020	BOLT BOULON	2	
12	92990-06600	WASHER, PLATE RONDELLE, PLATE	2	
13	6G8-45135-00	PIPE TUYAU	1	
14	6G8-42716-00	RUBBER, SEAL 1 JOINT EN CAOUTCHOUC 1	1	
15	6G8-41131-01	MANIFOLD, EXT. 1 PIPE D'ECHAPPEMENT	1	
16	6G8-41138-00	SEAL, EXT. 1 JOINT DE GROUPE 1	1	
17	90105-06M33	BOLT, WASHER BASED BOULON, AVEC RONDELLE	4	
18	6G8-41133-A0	GASKET, EXHAUST MANIFOLD 1 JOINT, PIPE D'ECHAPPEMENT	1	
19	6G8-45111-13-40	CASING, UPPER FOURREAU	1	UR LONG/ULTRA LONG
	6G9-45111-03-40	CASING, UPPER FOURREAU	1	UR SHORT
20	6G8-82149-00	WIRE, LEAD 3 FIL 3	1	
21	97095-06012	BOLT BOULON	1	
22	92990-06600	WASHER, PLATE RONDELLE, PLATE	1	
23	6G8-45151-10	COVER, UPPER CASING CAPUCHON, FOURREAU	1	
24	6G8-45136-00	PIPE DURITE	2	
25	6G8-45113-A1	GASKET, UPPER CASING JOINT, TUBE D'ARBRE	1	
26	93606-12019	PIN, DOWEL GOUPILLE	2	
27	97095-08040	BOLT BOULON	6	

E2

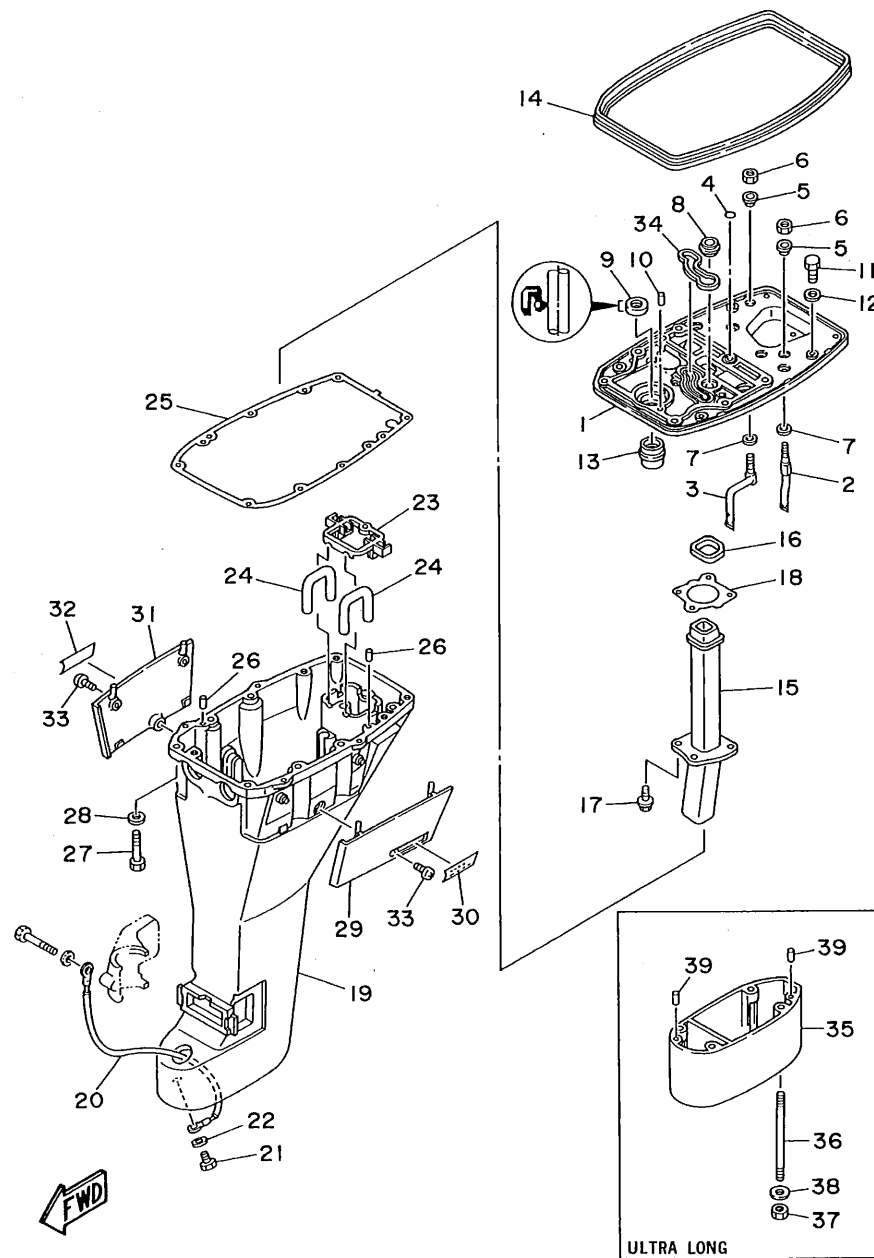


FIG. 16 UPPER CASING

FOURREAU

REF. NO.	PART NO. NO. PIECES	DESCRIPTION DESCRIPTION	Q'TY QTE	REMARKS REMARQUES
28	92990-08600	WASHER, PLATE RONDELLE, PLATE	6	
29	6G8-42741-00-4D	APRON CAPOT LATERAL	1	
30	6G8-42791-00	MARK 1 ETIQUETTE 1	1	
31	6G8-42771-00-4D	APRON CAPOT LATERAL	1	
32	6G8-42792-00	MARK ETIQUETTE	1	
33	90157-06M04	SCREW, PAN HEAD VIS, TETE TRONCONIQUE	2	
34	6G8-11355-00	SEAL, CYLINDER 1 JOINT, SPY CYLINDRE	1	
35	6G8-45211-20-4D	EXTENSION EXTENSION	1	ULTRA LONG
36	90116-08M19	BOLT, STUD GOIJON	4	ULTRA LONG
37	95380-08600	NUT ECROU	4	ULTRA LONG
38	92990-08600	WASHER, PLATE RONDELLE, PLATE	4	ULTRA LONG
39	93606-12019	PIN, DOWEL GOUILLE	2	ULTRA LONG

E3

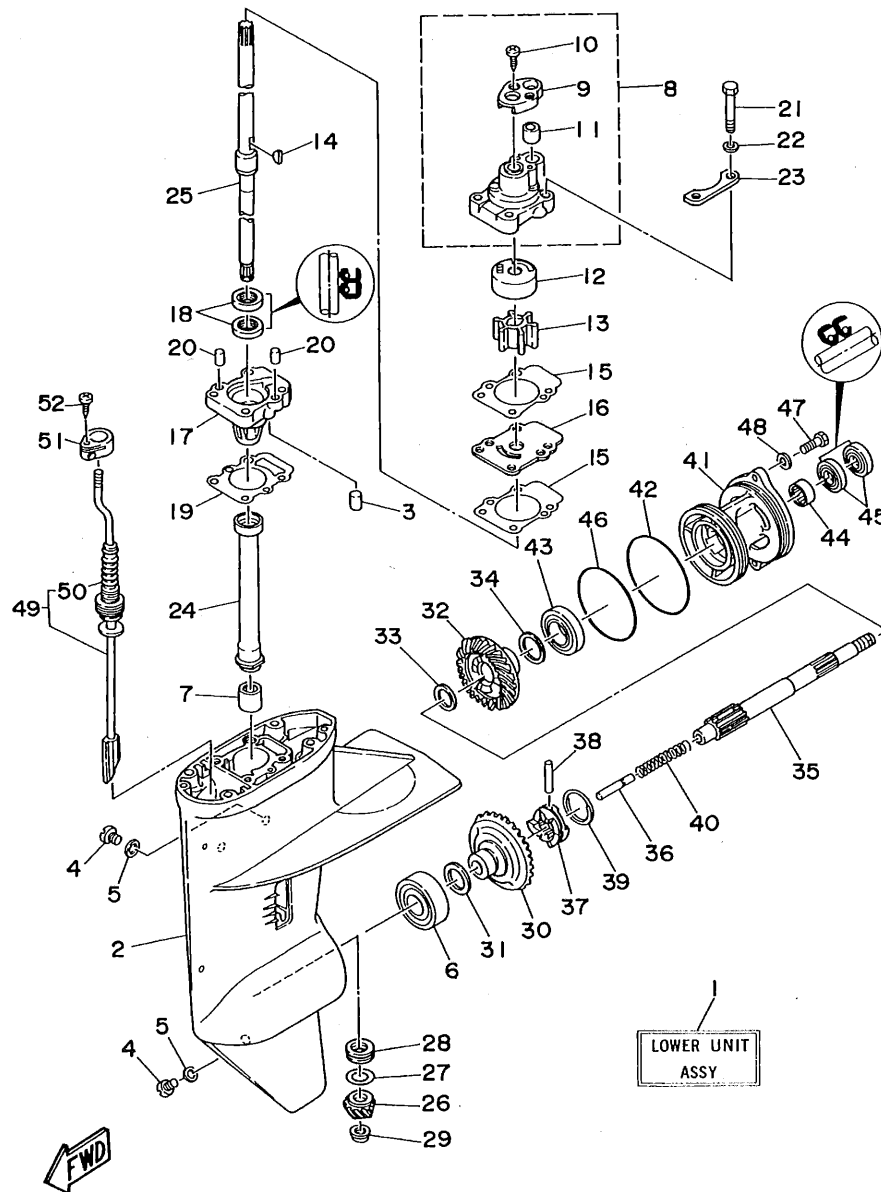


FIG. 17 LOWER CASING. DRIVE 1

BOITIER D'HELICE, TRANSMISSION 1

REF. NO.	PART NO. NO. PIECES	DESCRIPTION DESCRIPTION	Q'TY QTE	REMARKS REMARQUES
1	6G8-45300-16-4D	LOWER UNIT ASSY UNITE INFERIEURE (ENS.) (REF.NO. 2 ~ 52)	1	UR LONG
	6G8-45300-26-4D	LOWER UNIT ASSY UNITE INFERIEURE (ENS.) (REF.NO. 2 ~ 52)	1	UR ULTRA LONG
	6G8-45300-06-4D	LOWER UNIT ASSY UNITE INFERIEURE (ENS.) (REF.NO. 2 ~ 52)	1	UR SHORT
2	6G8-45311-04-4D	CASING, LOWER BOITIER D'HELICE	1	
3	93604-08062	PIN, DOWEL CLAVETTE	1	
4	90340-08M04	PLUG, STRAIGHT SCREW PLOT, FILETE DROIT	3	
5	90430-08020	GASKET JOINT	3	
6	93332-00005	BEARING ROULEMENT	1	
7	93315-213V4	BEARING, CYLINDRICAL ROULEMENT	1	
8	682-44300-01	HOUSING WATER PUMP ASSY CORPS POMPE A EAU (ENS)	1	
9	682-44312-00	.COVER, WATER PUMP HOUSING .COUVERCLE	1	
10	97780-40112	.SCREW, TAPPING .VIS, TETE BOMBEE	2	
11	682-44365-00	.DAMPER, WATER SEAL .JOINT, TUBE D'EAU	1	
12	682-44322-00	INSERT, CARTRIDGE CUVETTE	1	
13	682-44352-01	IMPELLER TURBINE	1	
14	90280-03024	KEY, WOODRUFF CLAVETTE, DEMI-LUNE	1	
15	682-44315-A0	GASKET, WATER PUMP JOINT, POMPE A EAU	2	
16	682-44323-00	OUTER PLATE, CARTRIDGE PLAQUE EXTERIEURE	1	
17	6G8-45331-00-5B	HOUSING, BEARING FLASQUE, ROULEMENT	1	
18	93101-20048	OIL SEAL JOINT SPY	2	
19	6G8-45315-A0	PACKING, LOWER CASING JOINT, BOITIER D'HELICE	1	
20	93606-12019	PIN, DOWEL GOUPILLE	2	
21	97095-06045	BOLT BOULON	4	
22	92990-06600	WASHER, PLATE RONDELLE, PLATE	4	
23	682-44328-00	PLATE PLAQUETTE	2	
24	6G8-45536-00	SLEEVE, DRIVE SHAFT MANCHON, ARBRE MOTEUR	1	

E4



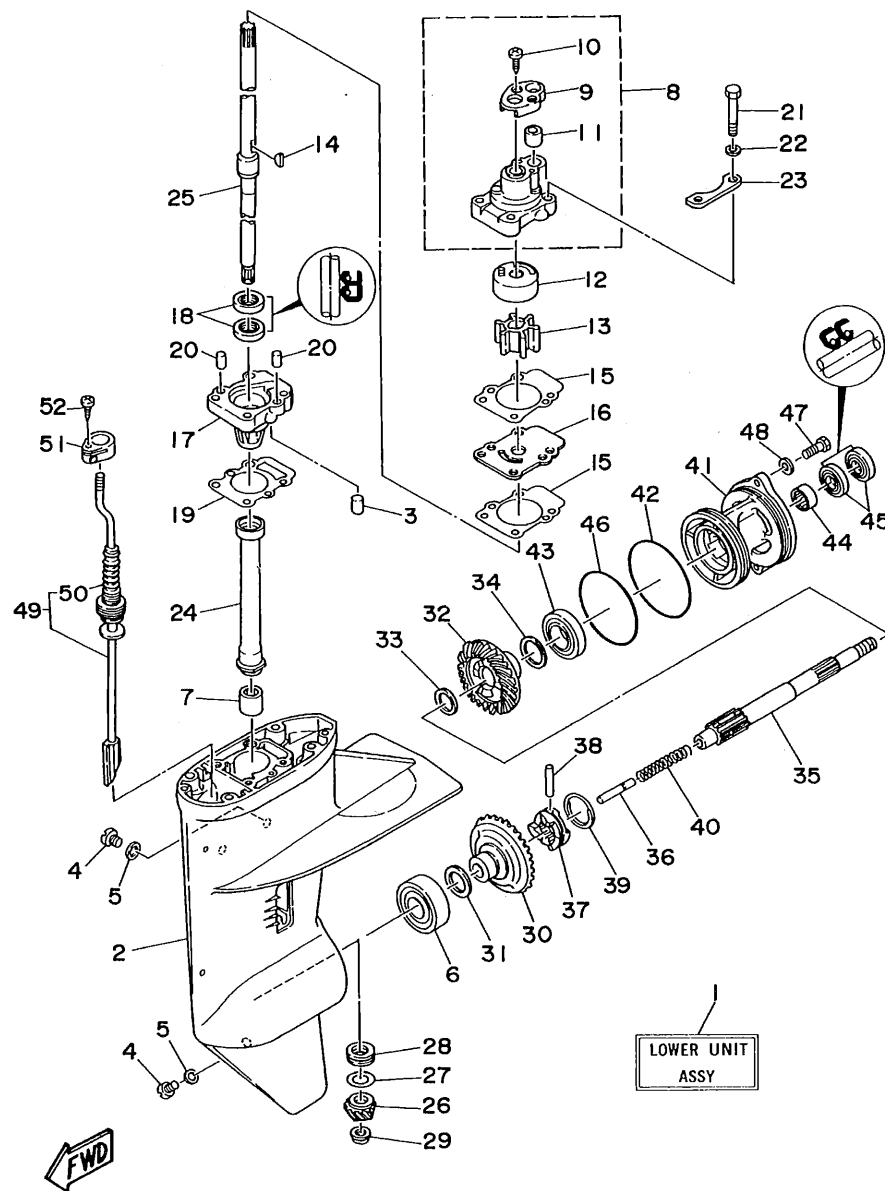


FIG. 17 LOWER CASING. DRIVE 1

BOITIER D'HELICE, TRANSMISSION 1

REF. NO.	PART NO. NO. PIECES	DESCRIPTION DESCRIPTION	Q'TY QTE	REMARKS REMARQUES
25	6G8-45501-10	DRIVE SHAFT COMP. ARBRE MOTEUR COMP.	1	UR LONG
	6G8-45501-20	DRIVE SHAFT COMP. ARBRE MOTEUR COMP.	1	UR ULTRA LONG
	6G8-45501-00	DRIVE SHAFT COMP. ARBRE MOTEUR COMP.	1	UR SHORT
26	6G8-45551-00	PINION PIGNON D'ATTAQUE	1	
27	6G8-45587-00-10	SHIM (0.10MM) CALE (0.10MM)	1	UR
	6G8-45587-00-14	SHIM (0.14MM) CALE (0.14MM)	1	UR
	6G8-45587-00-18	SHIM (0.18MM) CALE (0.18MM)	1	UR
	6G8-45587-00-35	SHIM (0.35MM) CALE (0.35MM)	1	UR
	6G8-45587-00-50	SHIM (0.50MM) CALE (0.50MM)	1	UR
28	93341-31303	BEARING, THRUST CERVEAUX DE DIRECTION	1	
29	90179-08M06	NUT ECROU	1	
30	6G8-45560-00	GEAR PIGNON	1	
31	626-45577-00-01	SHIM (0.1MM) CALE (0.1MM)	1	UR
	626-45577-00-03	SHIM (0.3MM) CALE (0.3MM)	1	UR
	626-45577-00-05	SHIM (0.5MM) CALE (0.5MM)	1	UR
32	6G8-45571-00	GEAR PIGNON	1	
33	90201-17682	WASHER, PLATE RONDELLE, PLATE	1	
34	626-45577-00-01	SHIM (0.1MM) CALE (0.1MM)	1	UR
	626-45577-00-03	SHIM (0.3MM) CALE (0.3MM)	1	UR
	626-45577-00-05	SHIM (0.5MM) CALE (0.5MM)	1	UR
35	6G8-45611-00	SHAFT, PROPELLER ARBRE, HELICE	1	
36	650-45635-00	PLUNGER, SHIFT POUSSOIR D'EMBRAYAGE	1	
37	682-45631-00	CLUTCH, DOG CRABOT	1	
38	90250-05010	PIN, STRAIGHT GOUPILLE, DROITE	1	
39	648-45633-00	RING, CROSS PIN JONC, GOUPILLE CRABOT	1	
40	90501-14M06	SPRING, COMPRESSION RESSORT, COMPRESSION	1	
41	6G8-45361-01-4D	CAP, LOWER CASING COUVERCLE, BOITIER D'HELICE	1	
42	93210-74316	O-RING JOINT TORIQUE	1	

E5

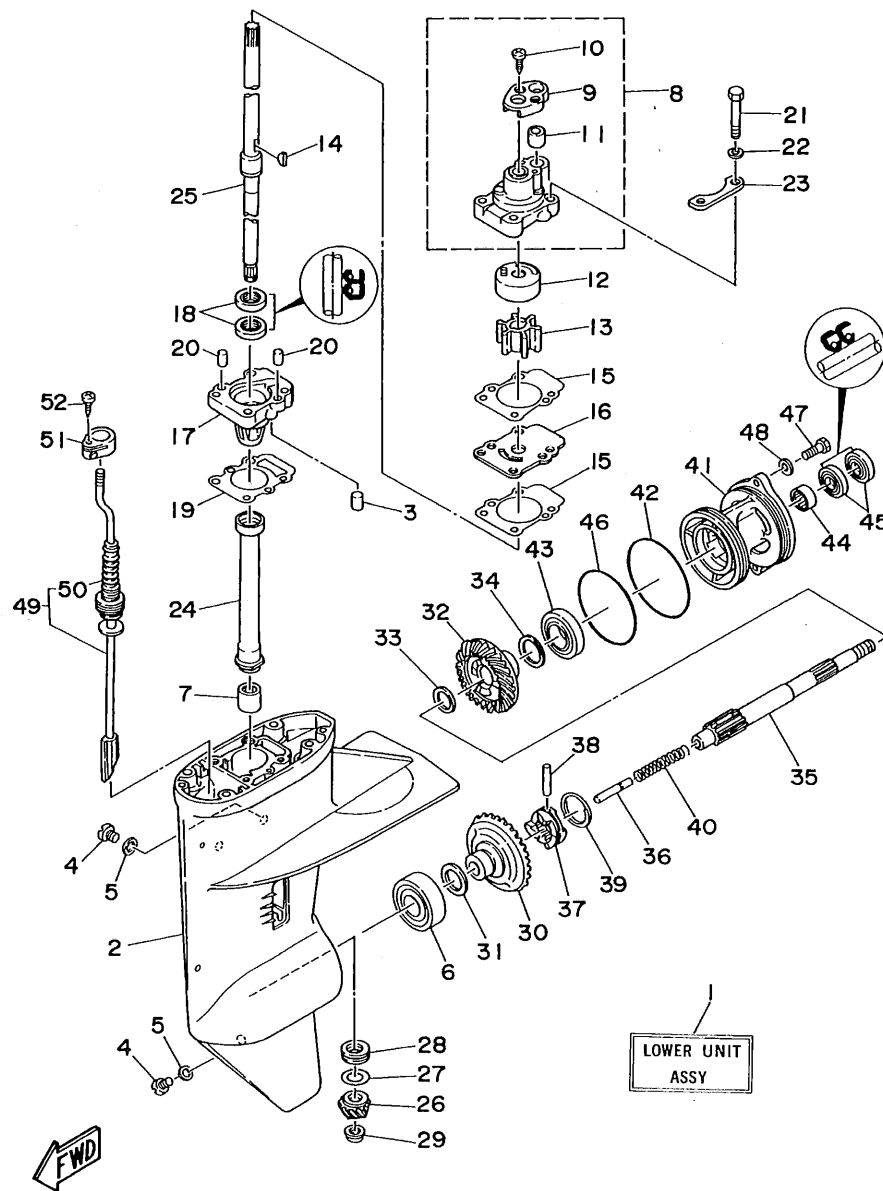


FIG. 17 LOWER CASING. DRIVE 1

BOITIER D'HELICE, TRANSMISSION 1

REF. NO.	PART NO. NO. PIECES	DESCRIPTION DESCRIPTION	Q'TY QTE	REMARKS REMARQUES
43	93306-00519	BEARING ROULEMENT	1	
44	93315-317U2	BEARING, CYLINDRICAL ROULEMENT	1	
45	93101-17054	OIL SEAL JOINT SPY	2	
46	93210-74M68	O-RING JOINT TORIQUE	1	
47	97095-06020	BOLT BOULON	2	
48	92990-06600	WASHER, PLATE RONDELLE, PLATE	2	
49	668-44150-10	SHIFT CAM ASSY CAME D'INVERSION	1	UR LONG
	668-44150-20	SHIFT CAM ASSY CAME D'INVERSION	1	UR ULTRA LONG
	668-44150-00	SHIFT CAM ASSY CAME D'INVERSION	1	UR SHORT
50	682-44147-00	.BOOT, SHIFT ROD .SOUFFLET, TIGE D'INVERSION	1	
51	682-44176-00	BRACKET SUPPORT	1	
52	97780-50110	SCREW, TAPPING VIS, TETE BOMBEE	1	

E6

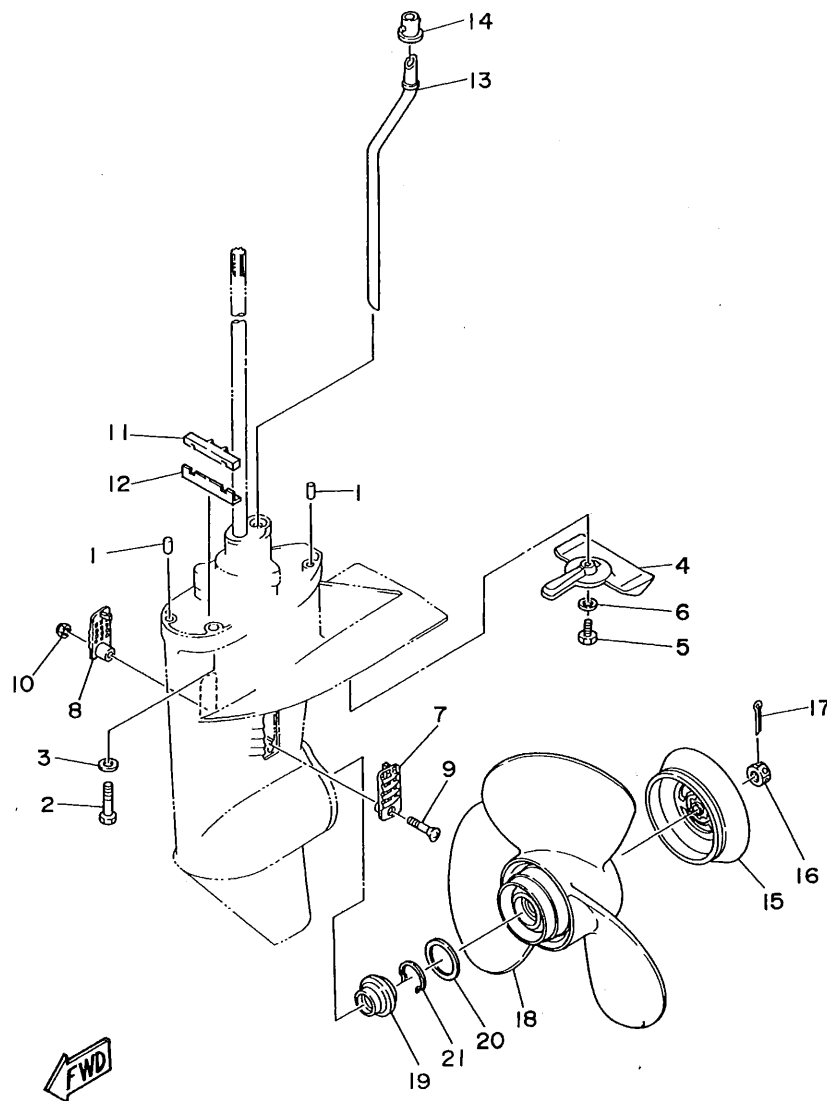


FIG. 18 LOWER CASING. DRIVE 2

BOITIER D'HELICE, TRANSMISSION 2

REF. NO.	PART NO. NO. PIECES	DESCRIPTION DESCRIPTION	Q'TY QTE	REMARKS REMARQUES
1	93606-12019	PIN, DOWEL GOUPILLE	2	
2	97090-08035	BOLT BOULON	4	
3	92990-08600	WASHER, PLATE RONDELLE, PLATE	4	
4	668-45251-00	ANODE ANODE	1	
5	95895-06020	BOLT, FLANGE BOULON	1	
6	92990-06300	WASHER, INTERNAL TOOTH RONDELLE, DENTURE INTERNE	1	
7	668-45214-00	COVER, WATER INLET GRILLE, ENTREE D'EAU	1	
8	668-45215-00	COVER, WATER INLET GRILLE, ENTREE D'EAU	1	
9	98780-05525	SCREW, FLAT HEAD VIS A TETE FRAISEE	1	
10	90185-05904	NUT, SELF-LOCKING ECROU, AUTO-BLOCANT	1	
11	682-45375-01	DAMPER, SEAL BOURRELET, CAOUTCHOUC	1	
12	682-45376-01	GUIDE, SEAL DAMPER BUTEE, JOINT CAOUTCHOUC	1	
13	668-44361-10	TUBE, WATER TUBE D'EAU	1	UR LONG
	668-44361-20	TUBE, WATER TUBE D'EAU	1	UR ULTRA LONG
	669-44361-00	TUBE, WATER TUBE D'EAU	1	UR SHORT
14	626-44365-01	DAMPER, WATER SEAL JOINT, TUBE D'EAU	1	
15	668-45986-00	RING, DEFLECTOR DEFLECTEUR DE CERCLE	1	
16	90171-10M07	NUT, CASTLE ECROU, CRENELE	1	
17	91490-30030	PIN, COTTER GOUPILLE	1	
18	668-45941-00	PROPELLER (3X11-3/4"X11"-R) HELICE (3X11-3/4"X11"-R)	1	UR
	668-45943-00	PROPELLER (3X11-3/4"X9-1/4"-R) HELICE (3X11-3/4"X9-1/4"-R)	1	UR
	668-45945-00	PROPELLER (3X11-3/4"X12-1/4"-R) HELICE (3X11-3/4"X12-1/4"-R)	1	UR
	668-45947-00-EL	PROPELLER (3X11-3/4"X9-1/4"-R) HELICE (3X11-3/4"X9-1/4"-R)	1	UR ALUMINIUM
19	668-45987-02	SPACER ENTRETOISE	1	
20	90201-31MA3	WASHER, PLATE RONDELLE, PLATE	1	
21	93450-10M04	CIRCLIP CIRCLIP	1	

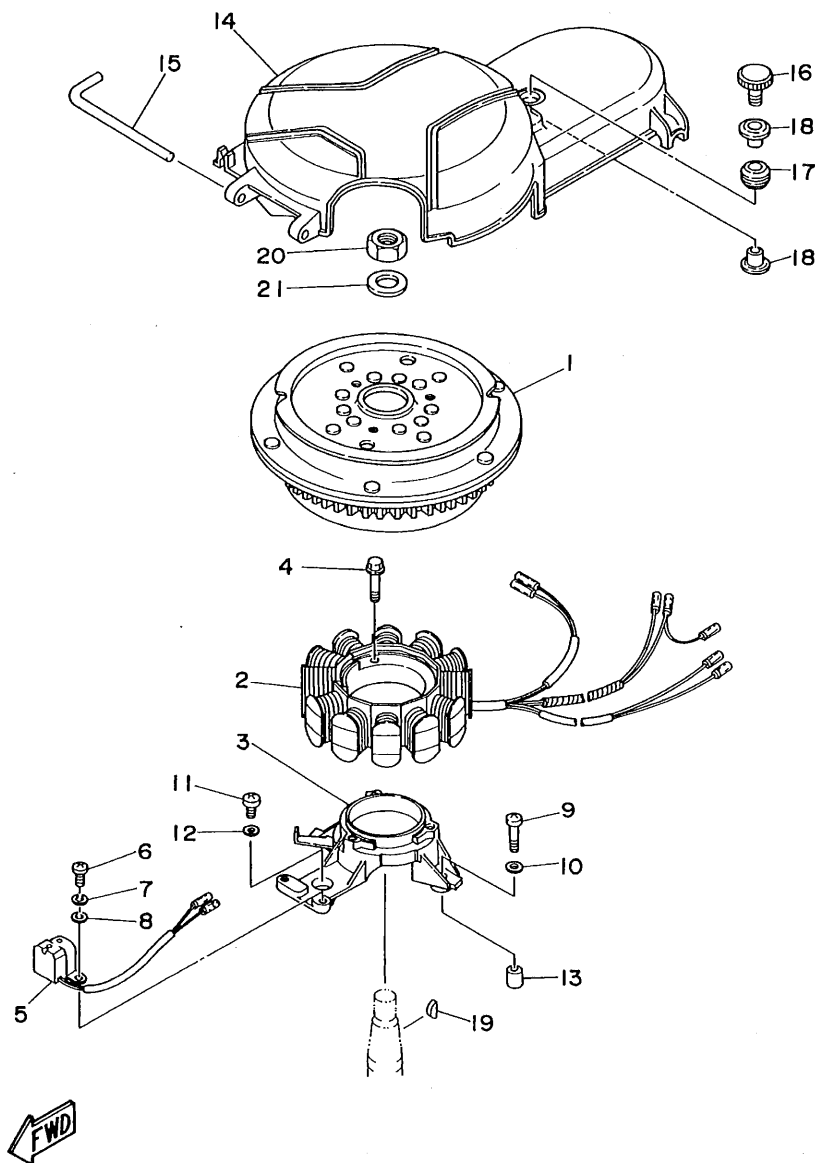


FIG. 19 GENERATOR

GENERATRICE

REF. NO.	PART NO. NO. PIECES	DESCRIPTION DESCRIPTION	Q'TY QTE	REMARKS REMARQUES
1	6G8-85550-11	ROTOR ASSY	1	UR F9.9AM
	6G8-85550-01	ROTOR CPLT	1	UR F9.9AE/F9.9AEM
2	6G8-85510-01	STATOR ASSY	1	
		STATOR CPLT		
3	6G8-85561-00-94	BASE, MAGNETO	1	
		BASE, MAGNETO		
4	95024-06025	BOLT, FLANGE	3	
		BOULON, A COLLERETTE		
5	6G8-85580-02	COIL, PULSER	1	
		BOBINE, PULSEUR		
6	98580-05012	SCREW, PAN HEAD	2	
		VIS		
7	92990-05100	WASHER, SPRING	2	
		RONDELLE, GROWER		
8	92990-05600	WASHER, PLATE	2	
		RONDELLE, PLATE		
9	98580-06025	SCREW, PAN HEAD	2	
		VIS		
10	92990-06600	WASHER, PLATE	2	
		RONDELLE, PLATE		
11	98580-06020	SCREW, PAN HEAD	1	
		VIS		
12	92990-06600	WASHER, PLATE	1	
		RONDELLE, PLATE		
13	99530-08012	PIN, DOWEL	2	
		GOUJON, D'ASSEMBLAGE		
14	6G8-81337-01	COVER, FLYWHEEL	1	
		COUVERCLE, VOLANT		
15	6G8-42752-00	SHAFT	1	
		AXE		
16	6G8-81323-00	SCREW 1	1	
		VIS 1		
17	90480-15M31	GROMMET	1	
		PASSE-FIL		
18	90387-06M71	COLLAR	2	
		COLLERETTE		
19	90280-16053	KEY, WOODRUFF	1	
		CLAVETTE, DEMI-LUNE		
20	90170-12066	NUT	1	
		ECROU		
21	90201-12472	WASHER, PLATE	1	
		RONDELLE, PLATE		

F1

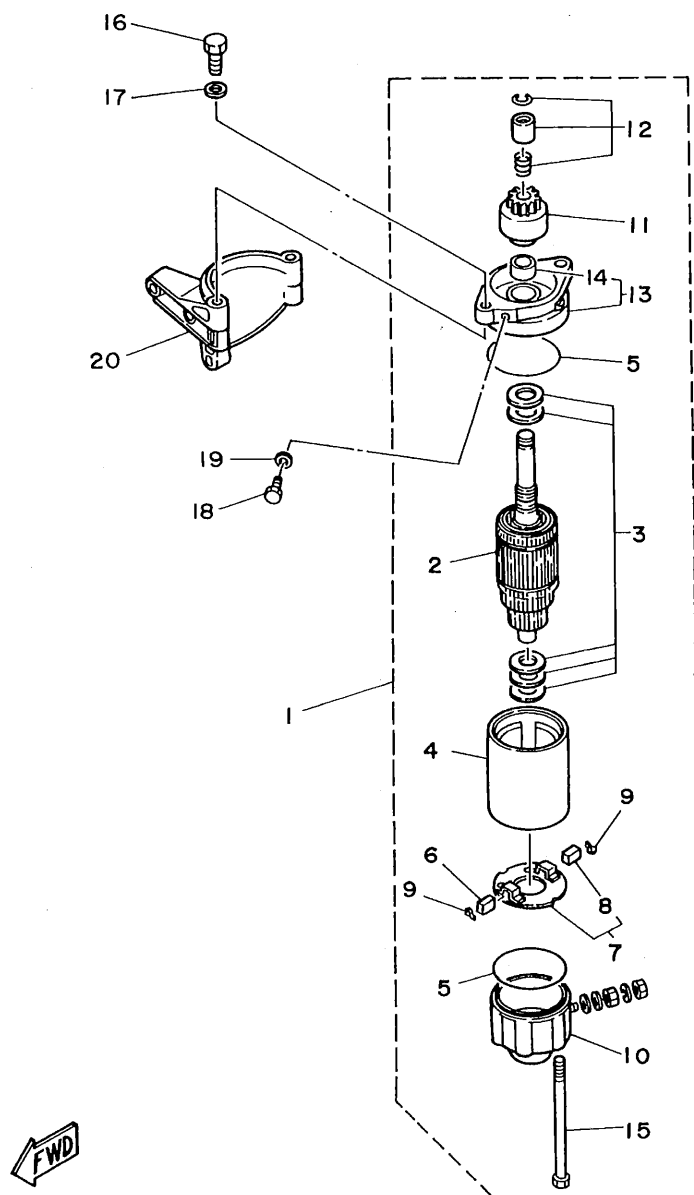


FIG. 20 STARTING MOTOR (F9.9AE/F9.9AEM)  
FIG. 20 DEMARREUR ELECTRIQUE (F9.9AE/F9.9AEM)

REF. NO.	PART NO. NO. PIECES	DESCRIPTION DESCRIPTION	Q'TY QTE	REMARKS REMARQUES
1	6G8-81800-11	STARTING MOTOR ASSY DEMARREUR ELECTRIQUE COMPLET	1	
2	689-81850-12	.ARMATURE ASSY .INDUIT	1	
3	689-81809-11	.WASHER KIT .JEU DE RONDELLES	1	
4	689-81810-11	.STATOR ASSY .STATOR COMPLET	1	
5	689-81847-11	.O-RING .JOINT TORIQUE	2	
6	689-81811-11	.BRUSH 1 .CHARBON 1	1	
7	689-81840-11	.BRUSH HOLDER ASSY .SUPPORT DE CHARBON	1	
8	689-81812-11	.BRUSH 2 .CHARBON 2	1	
9	689-81813-10	.SPRING, BRUSH .RESSORT, DE CHARBON	2	
10	689-81820-11	.REAR BRACKET ASSY .SUPPORT ARRIERE COMPLET	1	
11	689-81807-12	.GEAR ASSY, STARTING MOTOR .PIGNON, DEMARREUR ELECTRIQUE	1	
12	689-81857-11	.PINION STOPPER SET .BUTEE PIGNON	1	
13	6F5-81830-11	.FRONT BRACKET ASSY .SUPPORT AVANT	1	
14	689-81831-00	.METAL, FRONT .METAL, AVANT	1	
15	689-81826-10	.BOLT .BOULON	2	
16	97013-08025	BOLT BOULON	2	
17	92990-08600	WASHER, PLATE RONDELLE, PLATE	2	
18	97395-08016	BOLT BOULON	1	
19	92990-08600	WASHER, PLATE RONDELLE, PLATE	1	
20	6G8-81822-40-94	BRACKET, STARTING MOTOR SUPPORT, DEMARREUR ELECTRIQUE	1	

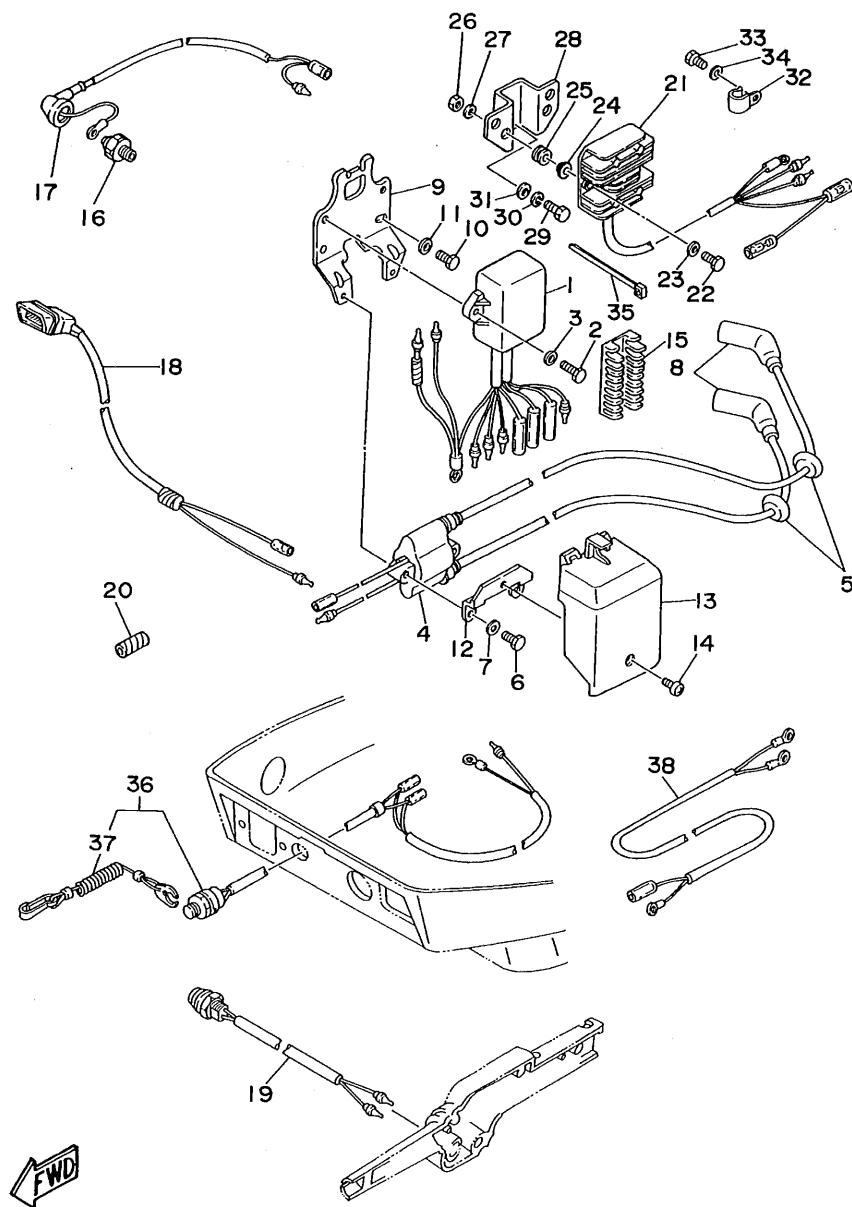


FIG. 21 ELECTRICAL 1

PARTIE ELECTRIQUE 1

REF. NO.	PART NO. NO. PIECES	DESCRIPTION DESCRIPTION	Q'TY QTE	REMARKS REMARQUES
1	6G8-85540-22	C.D.I. UNIT ASSY BLOC C.D.I.	1	
2	97095-06020	BOLT BOULON	2	
3	92990-06600	WASHER, PLATE RONDELLE, PLATE	2	
4	6G8-85570-21	IGNITION COIL ASSY BOBINE D'ALLUMAGE (ENS.)	1	
5	90480-25161	GROMMET PASSE-FIL	2	
6	97095-06025	BOLT BOULON	2	
7	92990-06600	WASHER, PLATE RONDELLE, PLATE	2	
8	6G8-82370-20	PLUG CAP ASSY ANTIPARASITE	2	
9	6G8-85542-00	BRACKET SUPPORT	1	
10	97095-06020	BOLT BOULON	2	
11	92990-06600	WASHER, PLATE RONDELLE, PLATE	2	
12	6G8-85525-00	PLATE PLAQUE	1	
13	6G8-81916-00	COVER, TERMINAL COUVERCLE, BORNE	1	
14	98980-06008	SCREW, BIND VIS	1	
15	6G8-82522-00	CLAMP, COUPLER BRIDE, DE CONNECTEUR	1	
16	6G8-82504-00	OIL PRESSURE SWITCH ASSY CONTACTEUR DE PRESSION D'HUILE	1	
17	6G8-82127-00	WIRE, LEAD 2 FIL 2	1	
18	6G8-83582-01	PILOT LIGHT ASSY LAMPE-TEMOIN COMPLET	1	
19	6G8-82550-20	ENGINE STOP SWITCH ASSY COMMUTATEUR D'ARRET CPLT	1	AP FOR HANDY REMOTE CONTROL
	6G8-82550-10	ENGINE STOP SWITCH ASSY COMMUTATEUR D'ARRET CPLT	1	
20	90446-10M02	HOSE DURITE	1	
21	6G8-81960-10	RECTIFIER & REGULATOR ASSY REDRESSEUR REGULATEUR CPLT	1	
22	97095-06025	BOLT BOULON	2	
23	92990-06600	WASHER, PLATE RONDELLE, PLATE	2	
24	90387-06M70	COLLAR COLLERETTE	2	
25	90480-13M24	GROMMET PASSE-FIL	2	
26	95380-06700	NUT ECROU	2	
27	92990-06600	WASHER, PLATE RONDELLE, PLATE	2	

F3

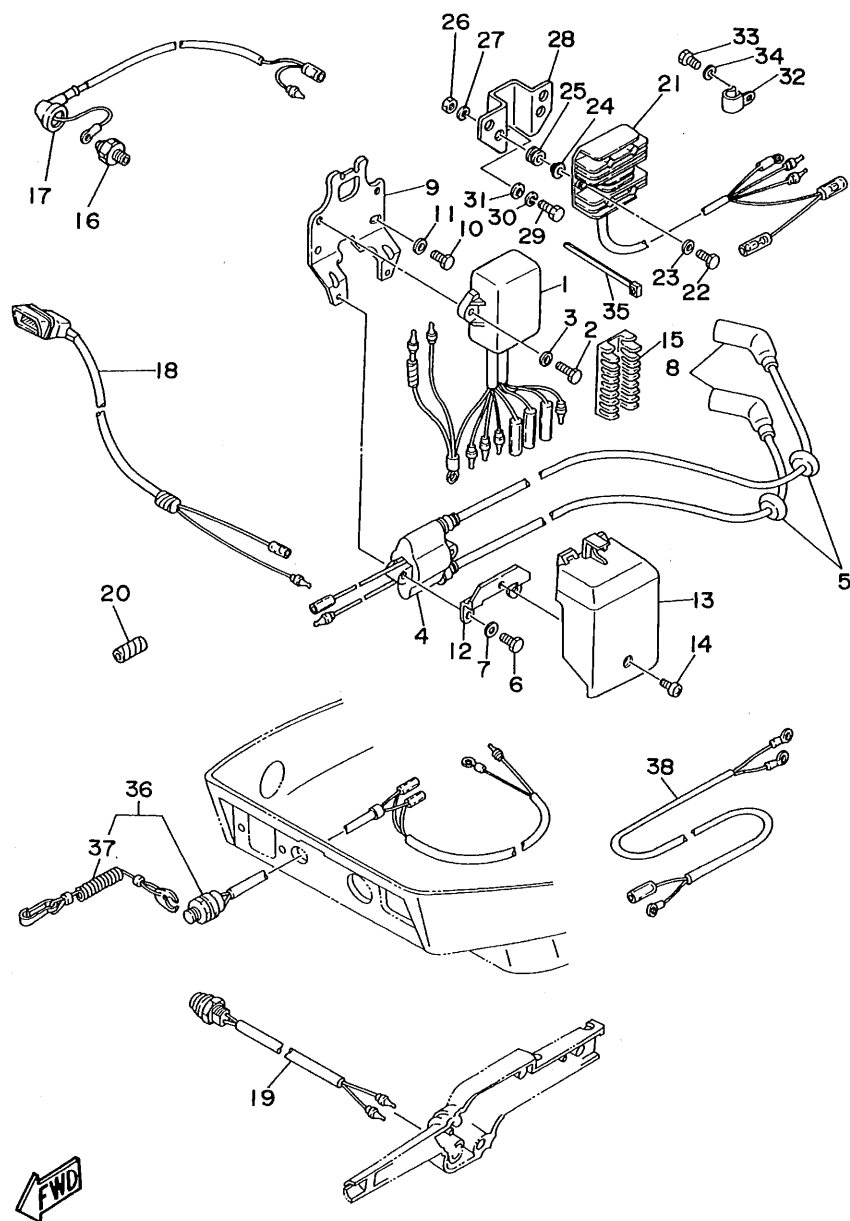


FIG. 21 ELECTRICAL 1

PARTIE ELECTRIQUE 1

REF. NO.	PART NO. NO. PIECES	DESCRIPTION DESCRIPTION	Q'TY QTE	REMARKS REMARQUES
28	6G8-81948-02	BRACKET JOINT TORIQUE	1	
29	97095-06020	BOLT BOULON	1	
30	92995-06100	WASHER, SPRING RONDELLE, GROWER	1	
31	92990-06600	WASHER, PLATE RONDELLE, PLATE	1	
32	90465-08028	CLAMP BRIDE	1	
33	97013-06012	BOLT BOULON	1	
34	92990-06600	WASHER, PLATE RONDELLE, PLATE	1	
35	90465-13M11	CLAMP BRIDE	1	
36	6G8-82575-00	ENGINE STOP SWITCH ASSY COUPE CIRCUIT CPLT	1	
37	682-82556-00	.STOPPER .PLAQUETTE	1	
38	6G8-81949-00	WIRE, LEAD FIL	1	AP FOR CHARGING

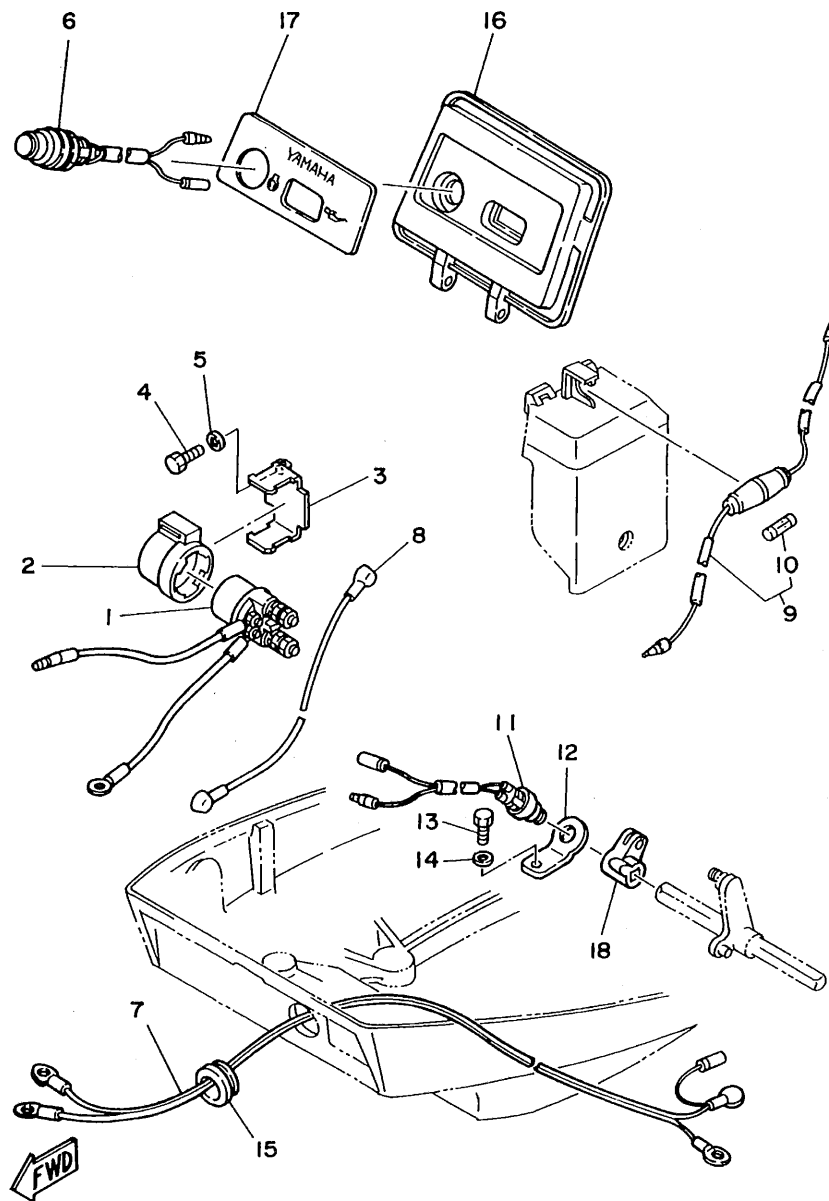


FIG. 22 ELECTRICAL 2 (F9.9AEM)

PARTIE ELECTRIQUE 2 (F9.9AEM)

REF. NO.	PART NO. NO. PIECES	DESCRIPTION DESCRIPTION	Q'TY QTE	REMARKS REMARQUES
1	6J0-81941-10	STARTER RELAY ASSY LANCEUR RELAIS (ENS.)	1	
2	6G1-81952-00	HOLDER, RELAY SUPPORT, RELAIS	1	
3	6G8-81953-00	STAY, RELAY SUPPORT, RELAIS	1	
4	97013-06012	BOLT BOULON	1	
5	92990-06600	WASHER, PLATE RONDELLE, PLATE	1	
6	6G8-81870-00	STARTING SWITCH ASSY CONTACT A CLEF	1	
7	6G8-82105-01	WIRE HARNESS FAISCEAU DE FILS	1	
8	6H4-82117-00	WIRE, LEAD FIL	1	
9	6G8-82150-00	FUSE HOLDER ASSY SUPPORT DE FUSIBLE	1	
10	682-82151-00	.FUSE (20A) .FUSIBLE (20A)	1	
11	6H3-82540-00	NEUTRAL SWITCH ASSY CONTACTEUR DE POINT-MORT	1	
12	6G8-82554-00	STAY, NEUTRAL SWITCH SUPPORT, CONT DE POINT-MORT	1	
13	97013-06012	BOLT BOULON	1	
14	92990-06600	WASHER, PLATE RONDELLE, PLATE	1	
15	6G8-42724-40	GROMMET PASSE-FIL	1	
16	6G8-42614-12	PANEL, FRONT UPPER PANNEAU, AVANT SUPERIEUR	1	
17	6G8-42677-10	GRAPHIC, FRONT ADHESIF, AVANT	1	
18	6G8-44125-00	LEVER, SHIFT ROD LEVIER, TIGE D'INVERSION	1	



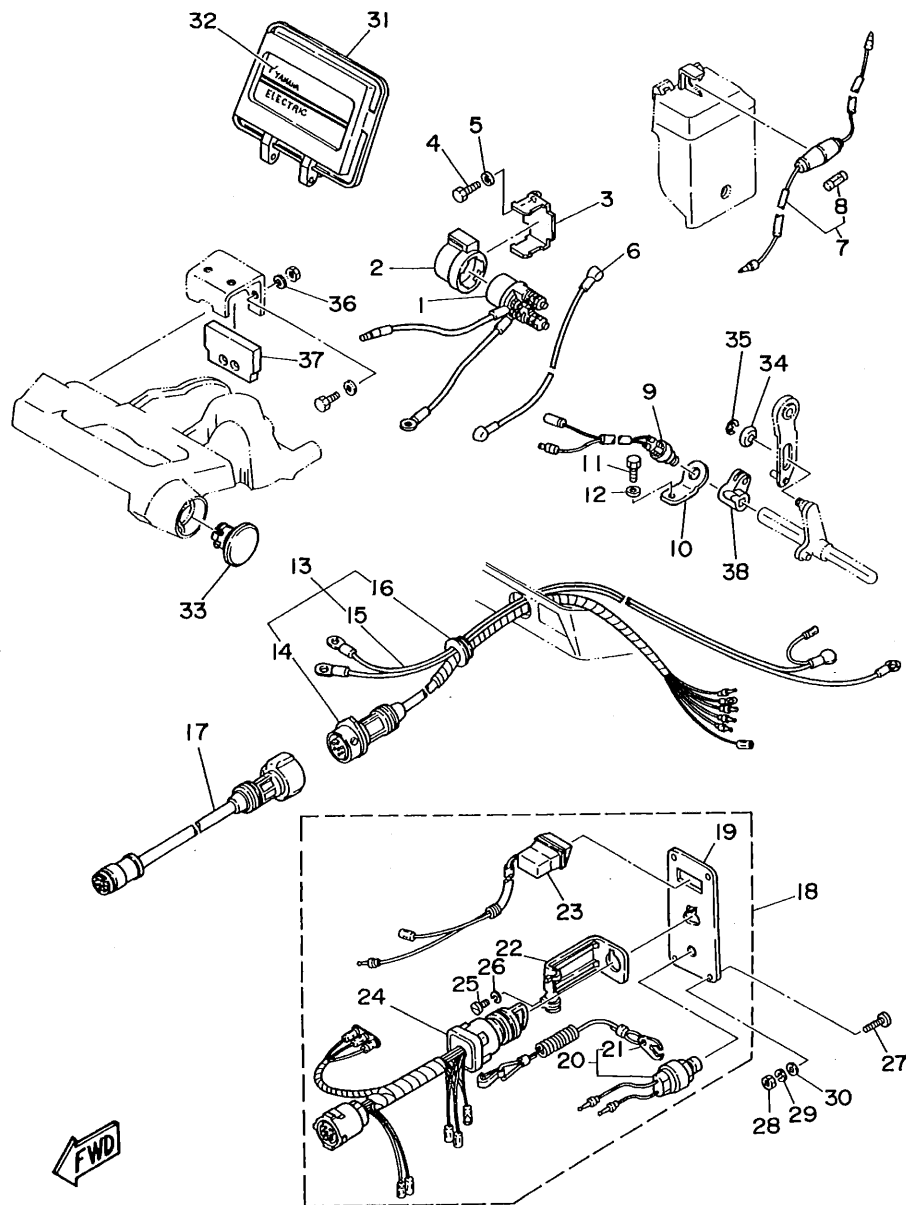


FIG. 23 ELECTRICAL 3 (F9.9AE)

PARTIE ELECTRIQUE 3 (F9.9AE)

REF. NO.	PART NO. NO. PIECES	DESCRIPTION DESCRIPTION	Q'TY QTE	REMARKS REMARQUES
1	6J0-81941-10	STARTER RELAY ASSY LANCEUR RELAIS (ENS.)	1	
2	6G1-81952-00	HOLDER, RELAY SUPPORT, RELAIS	1	
3	6G8-81953-00	STAY, RELAY SUPPORT, RELAIS	1	
4	97013-06012	BOLT BOULON	1	
5	92990-06600	WASHER, PLATE RONDELLE, PLATE	1	
6	6H4-82117-00	WIRE, LEAD FIL	1	
7	6G8-82150-00	FUSE HOLDER ASSY SUPPORT DE FUSIBLE	1	
8	682-82151-00	.FUSE (20A) .FUSIBLE (20A)	1	
9	6H3-82540-00	NEUTRAL SWITCH ASSY CONTACTEUR DE POINT-MORT	1	
10	6G8-82554-00	STAY, NEUTRAL SWITCH SUPPORT, CONT DE POINT-MORT	1	
11	97013-06012	BOLT BOULON	1	
12	92990-06600	WASHER, PLATE RONDELLE, PLATE	1	
13	6G8-82580-00	WIRE HARNESS ASSY 2 FAISCEAU DE FILS 2 CPLT	1	
14	6G8-82590-00	.WIRE HARNESS ASSY .FAISCEAU DE FILS COMPLET	1	
15	6G8-82105-01	.WIRE HARNESS .FAISCEAU DE FILS	1	
16	6G8-42724-50	.GROMMET .PASSE-FIL	1	
17	688-82586-50	EXTENSION, WIREHARNESS EXTENSION, FAISCEAU DE FILS	1	L:5M (7P)
18	6G8-82570-02	PANEL SWITCH ASSY PLATINE D'INTERRUPEUR CPLT	1	
19	6G8-82571-01	.PANEL, SWITCH .TABLEAU, CONTACTEUR	1	
20	688-82575-01	ENGINE STOP SWITCH ASSY .COUPE CIRCUIT CPLT	1	
21	682-82556-00	..STOPPER ..PLAQUETTE	1	
22	663-82581-01	.STAY, CORD CLAMP .SUPPORT, COLLIER DE CORDON	1	
23	6G8-83582-01	.PILOT LIGHT ASSY .LAMPE-TEMOIN COMPLET	1	
24	6G8-82510-00	.MAIN SWITCH ASSY .CONTACTEUR A CLEF COMPLET	1	
25	98980-04008	.SCREW, BIND .VIS	1	
26	92990-04100	.WASHER, SPRING .RONDELLE, GROWER	1	
27	90149-05M05	SCREW VIS	4	
28	95380-05600	NUT ECROU	4	

F6

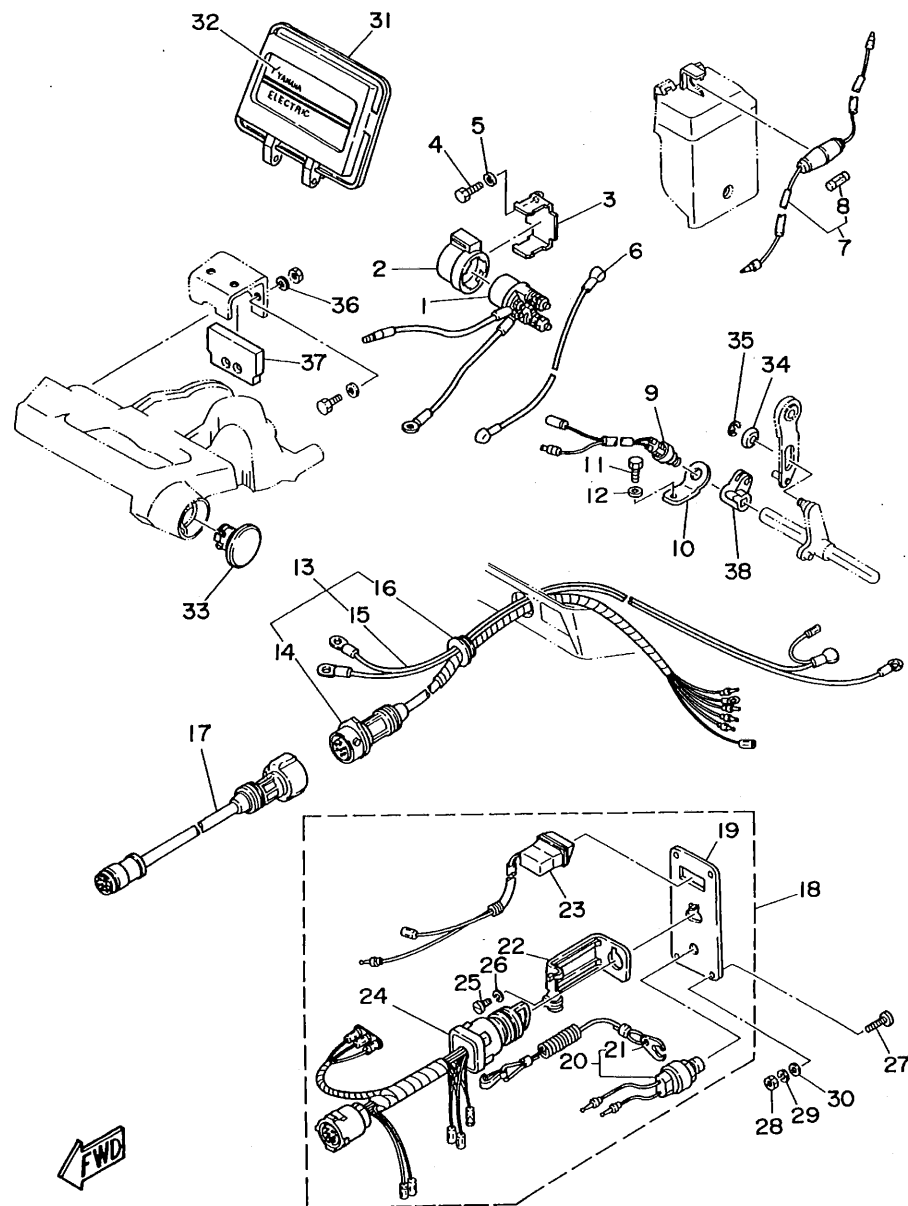


FIG. 23 ELECTRICAL 3 (F9.9AE)

PARTIE ELECTRIQUE 3 (F9.9AE)

REF. NO.	PART NO. NO. PIECES	DESCRIPTION DESCRIPTION	Q'TY QTE	REMARKS REMARQUES
29	92990-05100	WASHER, SPRING RONDELLE, GROWER	4	
30	92990-05600	WASHER, PLATE RONDELLE, PLATE	4	
31	6G8-42614-12	PANEL, FRONT UPPER Panneau, AVANT SUPERIEUR	1	
32	6G8-42677-20	GRAPHIC, FRONT ADHESIF, AVANT	1	
33	6G8-42551-00	GROMMET PASSE-FIL	1	
34	90387-06M73	COLLAR COLLERETTE	1	
35	93430-04M03	CIRCLIP CLIPS	1	
36	92990-06600	WASHER, PLATE RONDELLE, PLATE	2	
37	6G8-48351-51	SEAL, RUBBER PASSE-FIL	1	
38	6G8-44125-00	LEVER, SHIFT ROD LEVIER, TIGE D'INVERSION	1	

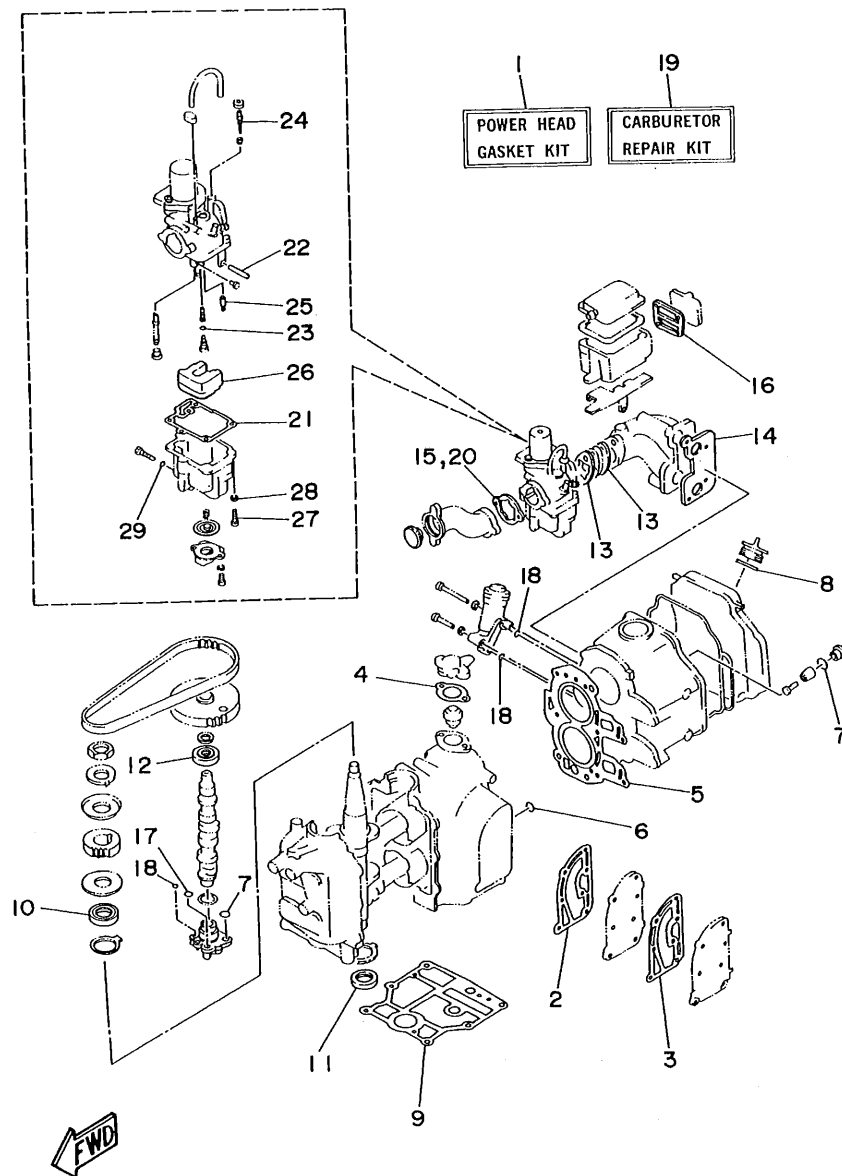


FIG. 24 REPAIR KIT 1

KITS DE REPARATION 1

REF. NO.	PART NO. NO. PIECES	DESCRIPTION DESCRIPTION	Q'TY QTE	REMARKS REMARQUES
1	6G8-W0001-A3	POWER HEAD GASKET KIT POCHETTE DE JOINTS TETE MOTRICE	1	
2	6G8-41112-02	.GASKET, EXHAUST INNER COVER .JOINT, PLAQUE D'ECHAPPEMENT	1	
3	6G8-41114-00	.GASKET, EXHAUST OUTER COVER .JOINT, COUVERCLE D'ECHAPPEMENT	1	
4	6G8-12414-A0	.GASKET, COVER .JOINT, COUVERCLE	1	
5	6G8-11181-A0	.GASKET, CYLINDER HEAD 1 .JOINT, DE CULASSE 1	1	
6	93210-11M59	.O-RING .JOINT TORIQUE	1	
7	93210-13M63	.O-RING .JOINT TORIQUE	3	
8	93210-25070	.O-RING .JOINT TORIQUE	1	
9	6G8-11351-A0	.GASKET, CYLINDER .JOINT, D'EMBASE	1	
10	93102-30M22	.OIL SEAL .JOINT SPY	1	
11	93101-25M24	.OIL SEAL .JOINT SPY	1	
12	93102-18M21	.OIL SEAL .JOINT SPY	1	
13	6G8-13646-A0	.GASKET, MANIFOLD 2 .JOINT, TUBULURE 2	2	
14	6G8-13645-00	.GASKET, MANIFOLD 1 .JOINT, TUBULURE 1	1	
15	6G8-14198-A0	.GASKET .JOINT	1	
16	6G8-15374-00	.GASKET, BREATHER .JOINT, RENIFLARD	1	
17	93210-10M61	.O-RING .JOINT TORIQUE	1	
18	93210-09M01	.O-RING .JOINT TORIQUE	3	
19	6G8-W0093-03	CARBURETOR REPAIR KIT KIT DE REPARATION CARBURATEUR	1	
20	6G8-14198-A0	.GASKET .JOINT	1	
21	6G8-14384-01	.GASKET, FLOAT CHAMBER .JOINT, CUVE DE FLOTTEUR	1	
22	647-14386-10	.PIN, FLOAT .AXE, FLOTTEUR	1	
23	654-14198-00	.GASKET .JOINT	1	
24	6G8-14323-00	.SCREW, AIR ADJUSTING .VIS DE DOSEUR D'AIR	1	
25	6G8-14392-00	.VALVE, NEEDLE .POINTEAU	1	
26	6G8-14385-00	.FLOAT .FLOTTEUR	1	
27	98580-04014	.SCREW, PAN HEAD .VIS	1	
28	92990-04100	.WASHER, SPRING .RONDELLE, GROWER	1	

G1

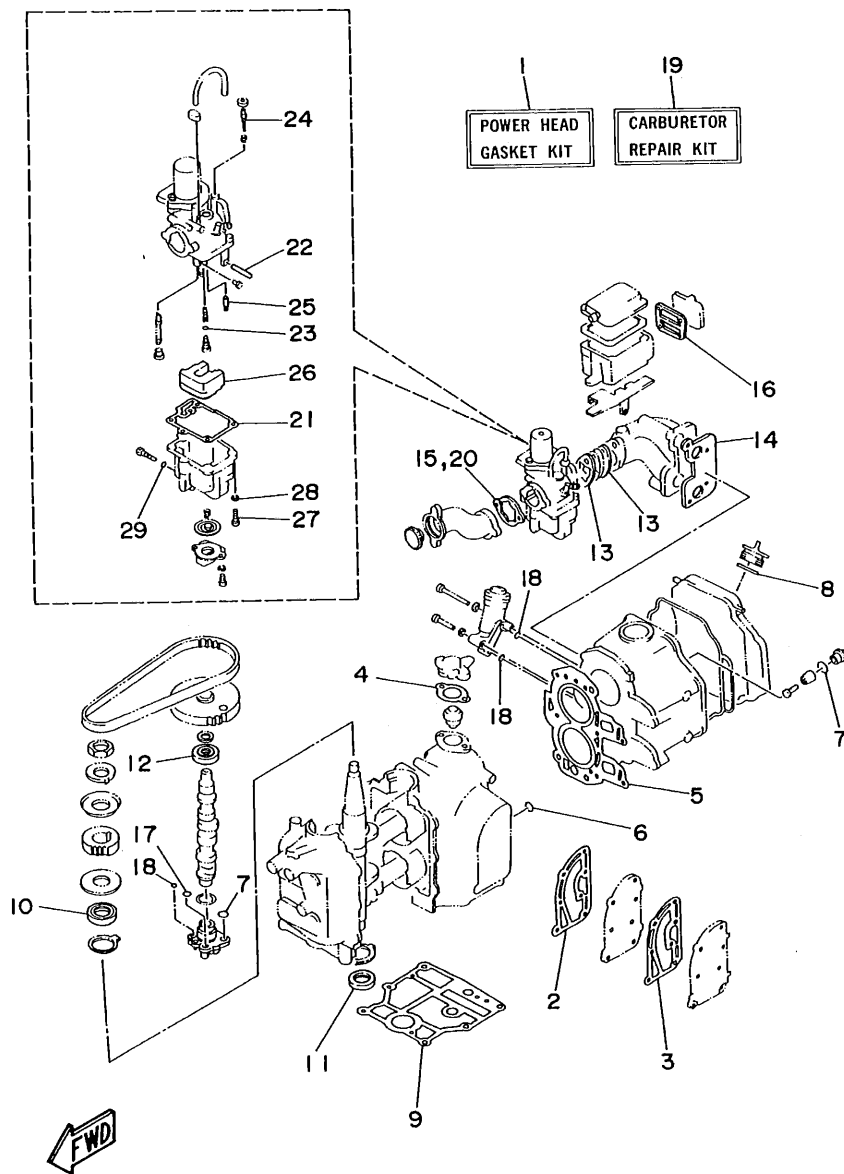


FIG. 24 REPAIR KIT 1

KITS DE REPARATION 1

REF. NO.	PART NO. NO. PIECES	DESCRIPTION DESCRIPTION	Q'TY QTE	REMARKS REMARQUES
29	5Y1-14397-00	.O-RING .JOINT TORIQUE	1	

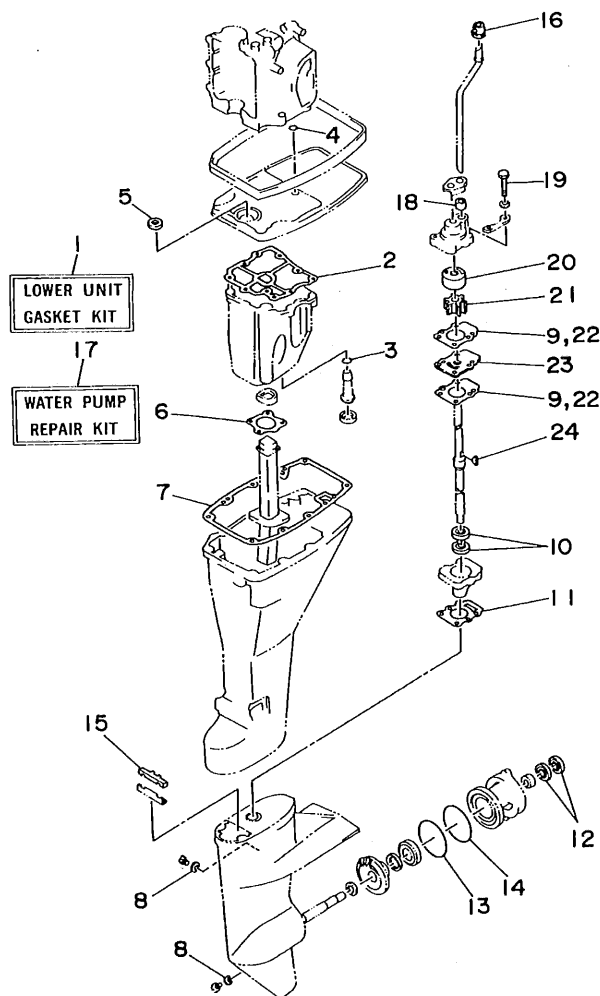


FIG. 25 REPAIR KIT 2

KITS DE PEPARATION 2

REF. NO.	PART NO. NO. PIECES	DESCRIPTION DESCRIPTION	Q'TY QTE	REMARKS REMARQUES
1	668-W0001-C4	LOWER UNIT GASKET KIT POCHETTE DE JOINTS EMBASE	1	
2	668-15312-A1	.GASKET, OIL PAN .JOINT DE VENTILATEUR D'HUILE	1	
3	93210-16M64	.O-RING .JOINT TORIQUE	1	
4	93210-08M60	.O-RING .JOINT TORIQUE	1	
5	93101-13M27	.OIL SEAL .JOINT SPY	1	
6	668-41133-A0	.GASKET, EXHAUST MANIFOLD 1 .JOINT, PIPE D'ECHAPPEMENT	1	
7	668-45113-A1	.GASKET, UPPER CASING .JOINT, TUBE D'ARBRE	1	
8	90430-08020	.GASKET .JOINT	3	
9	682-44315-A0	.GASKET, WATER PUMP .JOINT, POMPE A EAU	2	
10	93101-20048	.OIL SEAL .JOINT SPY	2	
11	668-45315-A0	.PACKING, LOWER CASING .JOINT, BOITIER D'HELICE	1	
12	93101-17054	.OIL SEAL .JOINT SPY	2	
13	93210-74M68	.O-RING .JOINT TORIQUE	1	
14	93210-74316	.O-RING .JOINT TORIQUE	1	
15	682-45375-01	.DAMPER, SEAL .BOURRELET, CAOUTCHOUC	1	
16	626-44365-01	.DAMPER, WATER SEAL .JOINT, TUBE D'EAU	1	
17	682-W0078-A1	WATER PUMP REPAIR KIT KIT DE REPARATION DE LA POMPE	1	
18	682-44365-00	.DAMPER, WATER SEAL .JOINT, TUBE D'EAU	1	
19	97095-06040	.BOLT .BOULON	4	
20	682-44322-00	.INSERT, CARTRIDGE .CUVETTE	1	
21	682-44352-01	.IMPELLER .TURBINE	1	
22	682-44315-A0	.GASKET, WATER PUMP .JOINT, POMPE A EAU	2	
23	682-44323-00	.OUTER PLATE, CARTRIDGE .PLAQUE EXTERIEURE	1	
24	90280-03024	.KEY, WOODRUFF .CLAVETTE, DEMI-LUNE	1	



**F8B (6J7)**

**F9.9B (6G9)**

**F8B  
F9.9B**

## FOREWORD

This Parts Catalogue is related to the parts for the model(s) in the below frame. When you are ordering replacement parts, please refer to this Parts Catalogue and quote both part numbers and part names correctly.

F8B '96 (6J7), F9.9B '96 (6G9)

1. Modifications or additions which have been made after issue of the Parts Catalogue will be announced in the Yamaha Parts News.  
It is advisable that you make necessary corrections to the Parts Catalogue according to the Yamaha Parts News.

### 2. Abbreviations

The following abbreviations are used in this Parts Catalogue.

"UR"	Use specified parts number.	"M"	Manual start model
"UN"	Use as many as needed.	"E"	Electric start model
"AP"	Alternate Parts	"PTT"	Power Trim & Tilt model
"LM"	Local Made (Parts need to be ordered locally)	"H/T"	Hydro Tilt model
"O/S"	Over Size	"M/T"	Manual Tilt model
		"T.H/D"	Tiller Handle model

3. Parts, which are to be supplied in an assembly, are listed with a dot (.) in front of the part name as shown below.

#### EXAMPLE

CARBURETOR ASSY  
. JET, PILOT  
. NOZZLE, MAIN

### 4. Number of component for assembly

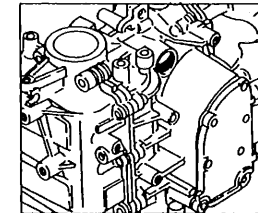
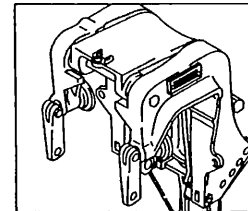
The numeral appearing to the right of each component part indicates the quantity of parts for each assembly unit.

#### EXAMPLE

PART NO.	DESCRIPTION	Q'TY	REMARKS
6E0-85500-70	C.D.I. MAGNETO ASSY	1	
6E0-85550-70	. ROTOR ASSY	1	
6E0-15723-00-94	. . PULLY, STARTER	1	

### 5. Applicable Serial No. and Color Code

Engine Serial No.			
F8BM	S	: 000385	~
	L	: 301411	~
F8BE	S	: 100264	~
	L	: 400858	~
F8BEM	S	: 200148	~
	L	: 500666	~
F9.9BM	S	: 009475	~
	L	: 307212	~
F9.9BE	S	: 101244	~
	L	: 401799	~
F9.9BEM	S	: 200321	~
	L	: 500329	~



Color Code	Color Name	Abbreviation
4D	DARK BLUISH GRAY METALLIC 2	DBNM2

6. Note that the illustrations are for reference in finding parts numbers, not to be used for assembling. When assembling, please use the applicable service manual.



## AVANT-PROPOS

Ce Catalogue de pièces détachées concerne les pièces pour le(s) modèle(s) indiqué(s) dans le cadre ci-dessous. Lorsque vous commandez des pièces de rechange, veuillez vous référer à ce catalogue de pièces détachées et indiquer clairement les numéros et les noms des pièces détachées.

F8B '96 (6J7) , F9.9B '96 (6G9)

1. Les modifications ou ajouts ayant été effectués après la parution du catalogue de pièces détachées seront décrits dans les Bulletins d'information Yamaha concernant les pièces détachées.  
Il est recommandé que vous apportiez les corrections nécessaires au catalogue des pièces détachées en vous référant aux Bulletins d'information Yamaha.

### 2. Abréviations

Dans ce catalogue, les abréviations suivantes sont utilisées:

- "UR" Utiliser le numéro des pièces.
- "UN" Utiliser autant que nécessaire.
- "AP" Pièces de substitution
- "OS" Cote Réparation
- "LM" Fabrication locale  
(les pièces doivent être commandées localement.)
- "M" Modèle à démarrage manuel
- "E" Modèle à démarrage électrique
- "PTT" Modèle à assiette et relevage assistés
- "H/T" Modèle à relevage hydraulique
- "M/T" Modèle à relevage manuel
- "T.H/D" Modèle à commande par barre franche

3. Dans ce catalogue, les pièces qui sont fournies dans un ensemble sont précédées d'un point (.) de la manière indiquée ci-dessous.

EXEMPLE      ENS CARBURATEUR  
                  . GICLEUR, ralenti  
                  . PUIITS D'AIGUILLE

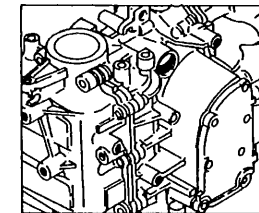
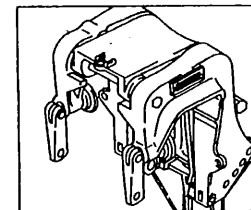
4. Nombre de pièces composant un ensemble

Le chiffre apparaissant à la droite de chaque description indique la quantité de pièces pour chaque ensemble de pièces .

Référence	Description	Qté	Remarques
6E0-85500-70	MAGNETO C.D.I CPLT	1	
6E0-85550-70	. ROTOR CPLT	1	
6E0-15723-00-94	. . POULIE DE DEMARREUR	1	

5. Applications No de série et code couleur correspondants

No de série du moteur	F8BM	S : 000385	~
		L : 301411	~
	F8BE	S : 100264	~
		L : 400858	~
	F8BEM	S : 200148	~
		L : 500666	~
	F9.9BM	S : 009475	~
		L : 307212	~
	F9.9BE	S : 101244	~
		L : 401799	~
	F9.9BEM	S : 200321	~
		L : 500329	~



Code couleur	Nom de couleur	Abréviation
4D	DARK BLuish GRAY METALLIC 2	DBNM2

6. Veuillez noter que les illustrations sont indiquées pour référence pour trouver les numéros de pièces, non pour être utilisées lors de l'assemblage. Lors de l'assemblage, veuillez utiliser le manuel d'entretien adéquat.

# CONTENTS

## Sheet 1/2 (Fig. 1 to Fig. 22)

FIG. 1	CYLINDER. CRANKCASE .....	A6, A7
FIG. 2	CRANKSHAFT. PISTON .....	B1
FIG. 3	VALVE .....	B2
FIG. 4	INTAKE .....	B3, B4
FIG. 5	CARBURETOR .....	B5, B6
FIG. 6	OIL PUMP .....	B7
FIG. 7	OIL PAN .....	C1
FIG. 8	STARTER .....	C2, C3
FIG. 9	FUEL .....	C4
FIG. 10	TOP COWLING .....	C5
FIG. 11	BOTTOM COWLING .....	C6, C7
FIG. 12	BRACKET 1 .....	D1~D3
FIG. 13	BRACKET 2 .....	D4
FIG. 14	STEERING (F8BM/F8BEM/F9.9BM/F9.9BEM) .....	D5, D6
FIG. 15	CONTROL .....	D7, E1
FIG. 16	UPPER CASING .....	E2, E3
FIG. 17	LOWER CASING. DRIVE 1 .....	E4~E6
FIG. 18	LOWER CASING. DRIVE 2 .....	E7, F1
FIG. 19	GENERATOR .....	F2
FIG. 20	STARTING MOTOR (F8BE/F8BEM/F9.9BE/F9.9BEM) .....	F3
FIG. 21	ELECTRICAL 1 .....	F4, F5
FIG. 22	ELECTRICAL 2 (F8BEM/F9.9BEM) .....	F6, F7

NUMERICAL INDEX

## Sheet 2/2 (Fig. 23 to Fig. 25)

FIG. 23	ELECTRICAL 3 (F8BE/F9.9BE) .....	A6, A7
FIG. 24	REPAIR KIT 1 .....	B1, B2
FIG. 25	REPAIR KIT 2 .....	B3, B4

NUMERICAL INDEX

# TABLE DES MATIERES

## Feuille 1/2 (Fig. 1 ~ Fig. 22)

FIG. 1	CYLINDRE. CARTER .....	A6, A7
FIG. 2	VILEBREQUIN. PISTON .....	B1
FIG. 3	SOUPAPE .....	B2
FIG. 4	ADMISSION .....	B3, B4
FIG. 5	CARBURATEUR .....	B5, B6
FIG. 6	POMPE A HUILE .....	B7
FIG. 7	VENTILATEUR D'HUILE .....	C1
FIG. 8	DEMARREUR .....	C2, C3
FIG. 9	CARBURANT .....	C4
FIG. 10	CAPOT SUPERIEUR .....	C5
FIG. 11	CAPOT INFERIEUR .....	C6, C7
FIG. 12	SUPPORT 1 .....	D1~D3
FIG. 13	SUPPORT 2 .....	D4
FIG. 14	DIRECTION (F8BM/F8BEM/F9.9BM/F9.9BEM) .....	D5, D6
FIG. 15	COMMANDE .....	D7, E1
FIG. 16	FOURREAU .....	E2, E3
FIG. 17	BOITIER D'HELICE, TRANSMISSION 1 .....	E4~E6
FIG. 18	BOITIER D'HELICE, TRANSMISSION 2 .....	E7, F1
FIG. 19	GENERATRICE .....	F2
FIG. 20	DEMARREUR ELECTRIQUE (F8BE/F8BEM/F9.9BE/F9.9BEM) .....	F3
FIG. 21	PARTIE ELECTRIQUE 1 .....	F4, F5
FIG. 22	PARTIE ELECTRIQUE 2 (F8BEM/F9.9BEM) .....	F6, F7

INDEX NUMERIQUE

## Feuille 2/2 (Fig. 23 ~ Fig. 25)

FIG. 23	PARTIE ELECTRIQUE 3 (F8BE/F9.9BE) .....	A6, A7
FIG. 24	KITS DE REPARATION 1 .....	B1, B2
FIG. 25	KITS DE REPARATION 2 .....	B3, B4

INDEX NUMERIQUE

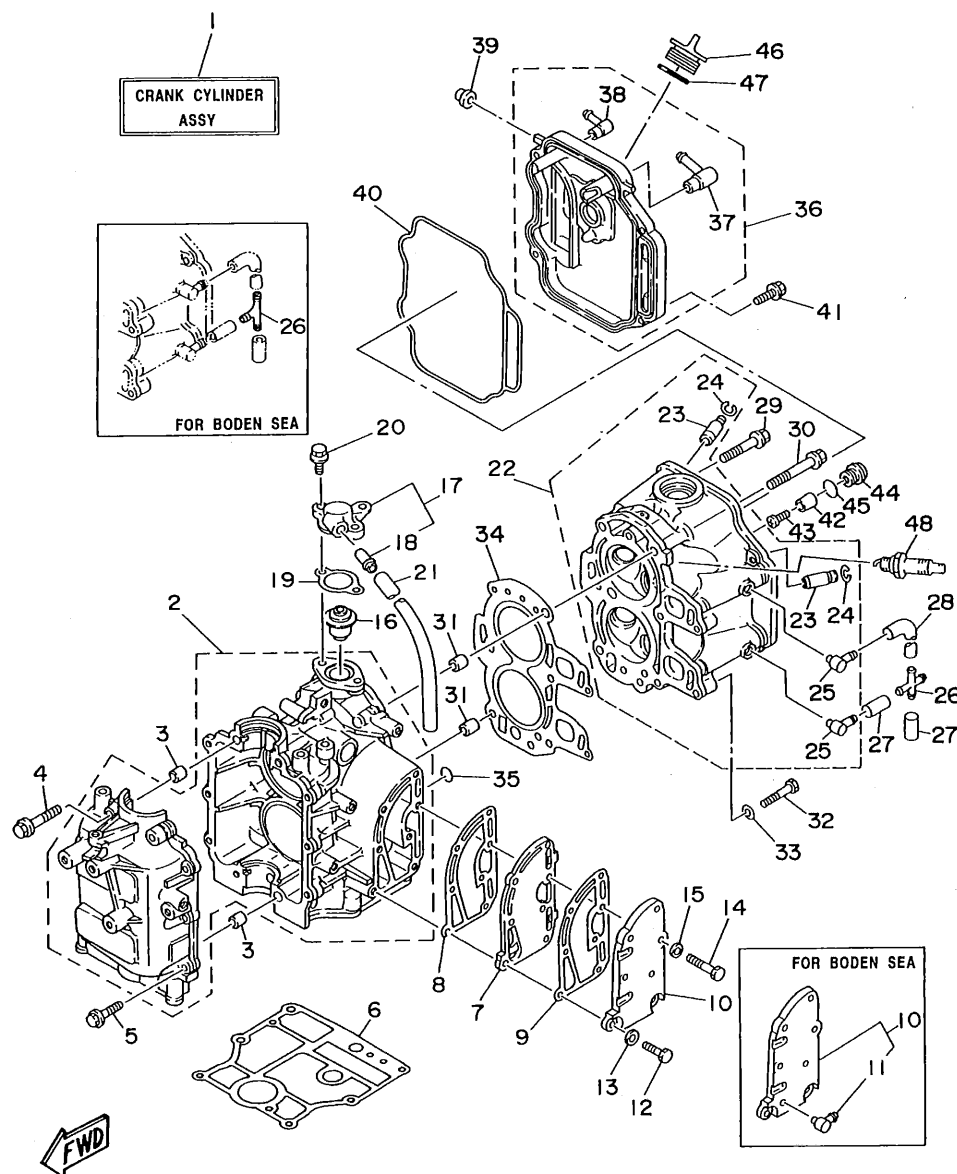


FIG. 1 CYLINDER. CRANKCASE

CYLINDRE. CARTER

REF. NO.	PART NO. NO. PIECES	DESCRIPTION DESCRIPTION	Q'TY QTE	REMARKS REMARQUES
1	6G8-W0090-33-4D	CRANK CYLINDER ASSY EMBIELLAGE CYLINDRE (ENS.) (REF.NO. 2 ~ 5, 7 ~ 47, FIG. 2, REF.NO. 1 ~ 12, FIG. 3, REF.NO. 1 ~ 16)	1	
2	6G8-15100-05-94	CRANKCASE ASSY CARTER DE MOTEUR COMPLET	1	
3	99510-10114	PIN, DOWEL GOIJON, D'ASSEMBLAGE	2	
4	90119-08M18	BOLT, WITH WASHER BOULON, AVEC RONDELLE	4	
5	90119-06M12	BOLT, WITH WASHER BOULON, AVEC RONDELLE	6	
6	6G8-11351-A0	GASKET, CYLINDER JOINT, D'EMBASE	1	
7	6G8-41111-02-9M	INNER COVER, EXHAUST PLAQUE, ECHAPPEMENT	1	
8	6G8-41112-02	GASKET, EXHAUST INNER COVER JOINT, PLAQUE D'ECHAPPEMENT	1	
9	6G8-41114-00	GASKET, EXHAUST OUTER COVER JOINT, COUVERCLE D'ECHAPPEMENT	1	
10	6G8-41113-10-9M	OUTER COVER, EXHAUST COUVERCLE, ECHAPPEMENT	1	UR STD
	6G8-41113-02-9M	OUTER COVER, EXHAUST COUVERCLE, ECHAPPEMENT	1	UR FOR BODEN SEA
11	676-11372-00	NIPPLE, HOSE RACCORD, TUYAU	1	FOR BODEN SEA
12	97095-06025	BOLT BOULON	2	
13	92990-06600	WASHER, PLATE RONDELLE, PLATE	2	
14	97095-06030	BOLT BOULON	5	
15	92990-06600	WASHER, PLATE RONDELLE, PLATE	5	
16	6G8-12411-02	THERMOSTAT THERMOSTAT	1	
17	6G8-12413-00-9M	COVER, THERMOSTAT COUVERCLE, THERMOSTAT	1	
18	6E5-24377-00	PIPE, JOINT 3 DURITE, RACCORDEMENT 3	1	
19	6G8-12414-A0	GASKET, COVER JOINT, COUVERCLE	1	
20	97595-06520	BOLT, WITH WASHER VIS HEXAGONAL	2	
21	90445-11M66	HOSE DURITE	1	
22	6G8-11111-03-94	HEAD, CYLINDER 1 CULASSE	1	
23	6G8-11133-10	GUIDE, INTAKE VALVE GUIDE, SOUP D'ADM	4	
24	93450-09M01	CIRCLIP CIRCLIP	4	
25	676-11372-00	NIPPLE, HOSE RACCORD, TUYAU	2	

A6

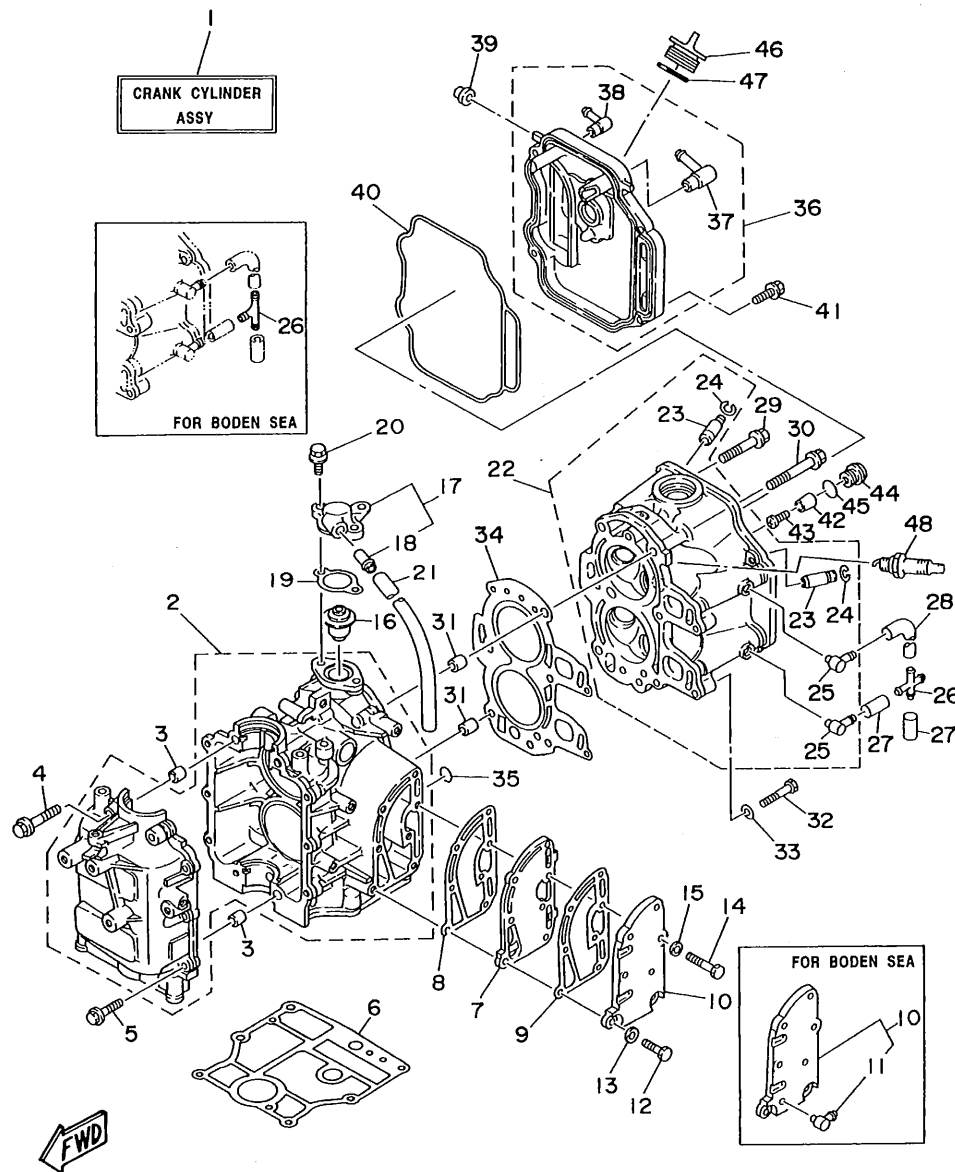


FIG. 1 CYLINDER. CRANKCASE

CYLINDRE. CARTER

REF. NO.	PART NO. NO. PIECES	DESCRIPTION DESCRIPTION	Q'TY QTE	REMARKS REMARQUES
26	6G9-24379-00	PIPE, JOINT 4	1	UR STD
	688-24378-00	DURITE, RACCORDMENT 4		
		PIPE, JOINT 4	1	UR FOR BODEN SEA
		DURITE, RACCORDMENT 4		
27	90445-09220	HOSE	2	
		DURITE		
28	6G8-12481-01	PIPE 1	1	
		DURITE 1		
29	90105-08M37	BOLT, WASHER BASED	3	
		BOULON, AVEC RONDELLE		
30	90105-08M36	BOLT, WASHER BASED	3	
		BOULON, AVEC RONDELLE		
31	99510-10114	PIN, DOWEL	2	
		GOUJON, D'ASSEMBLAGE		
32	97014-06035	BOLT	2	
		BOULON		
33	92990-06600	WASHER, PLATE	2	
		RONDELLE, PLATE		
34	6G8-11181-A0	GASKET, CYLINDER HEAD 1	1	
		JOINT, DE CULASSE 1		
35	93210-11M59	O-RING	1	
		JOINT TORIQUE		
36	6G8-11191-01-94	COVER, CYLINDER HEAD 1	1	
		COUVERCLE, CULASSE 1		
37	6G8-15373-00	.PIPE, BREATHER	1	
		.DURITE DE RENIFLARD		
38	676-11372-00	.NIPPLE, HOSE	1	
		.RACCORD, TUYAU		
39	6G8-81336-00	GROMMET	2	
		OEUillet CAOUTCHOUC		
40	6G8-11356-00	SEAL, CYLINDER 2	1	
		JOINT, SPY CYLINDRE		
41	97595-06520	BOLT, WITH WASHER	4	
		VIS HEXAGONAL		
42	6G8-11325-00	ANODE	1	
		ANODE		
43	98580-05525	SCREW, PAN HEAD	1	
		VIS		
44	6G8-11197-00	PLUG, BLIND	1	
		PLOT, BORGNE		
45	93210-13M63	O-RING	1	
		JOINT TORIQUE		
46	6G8-15363-00	PLUG, OIL	1	
		PLOT, HUILE		
47	93210-25070	O-RING	1	
		JOINT TORIQUE		
48	94701-00282	PLUG, SPARK (NGK CR6HS)	2	UR F9.9B
		BOUGIE (NGK CR6HS)		
	94701-00300	PLUG, SPARK (NGK CR5HS)	2	UR F8B
		BOUGIE (NGK CR5HS)		

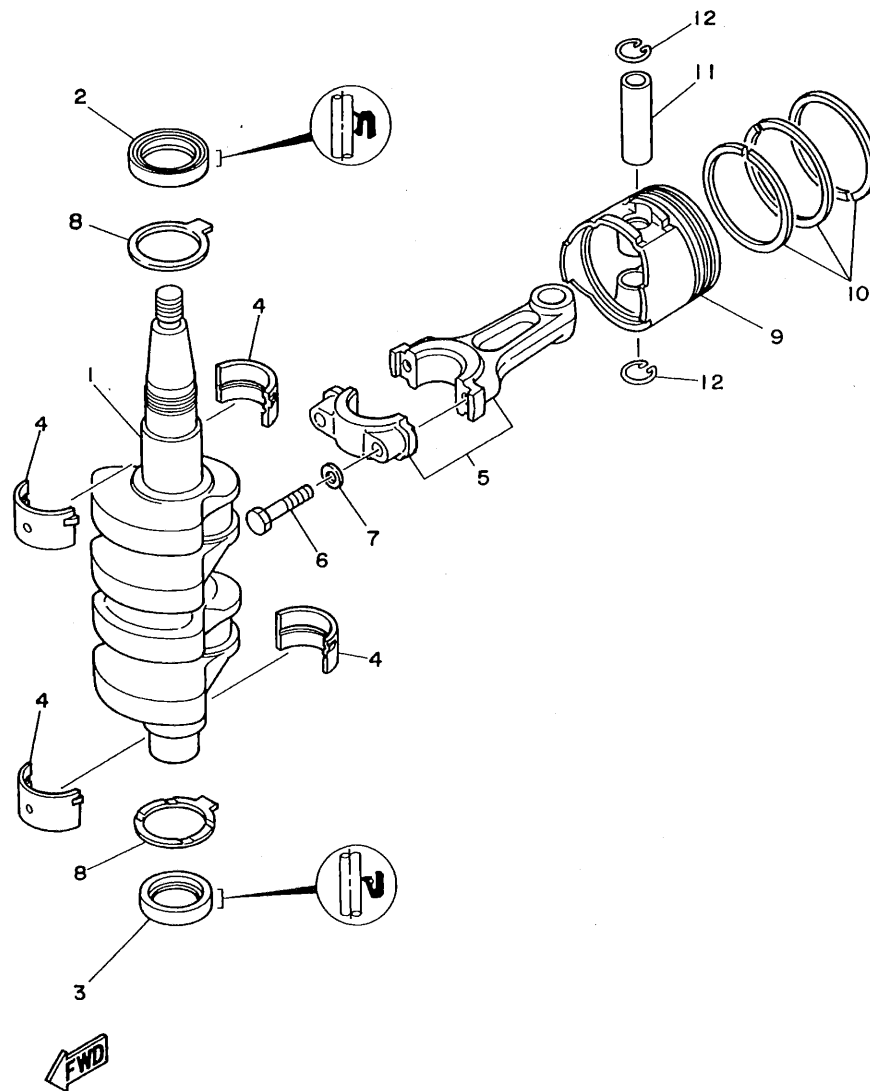


FIG. 2 CRANKSHAFT. PISTON

VILEBREQUIN. PISTON

REF. NO.	PART NO. NO. PIECES	DESCRIPTION DESCRIPTION	Q'TY QTE	REMARKS REMARQUES
1	6G8-11411-04	CRANKSHAFT VILEBREQUIN COMPLET	1	
2	93102-30M22	OIL SEAL JOINT SPY	1	
3	93101-25M24	OIL SEAL JOINT SPY	1	
4	6G8-11416-00	PLANE BEARING, CRANKSHAFT 1 COUSSINET DE VILEBREQUIN	4	UR BROWN
	6G8-11416-10	PLANE BEARING, CRANKSHAFT 1 COUSSINET DE VILEBREQUIN	4	UR BLACK
	6G8-11416-20	PLANE BEARING, CRANKSHAFT 1 COUSSINET DE VILEBREQUIN	4	UR BLUE
5	6G8-11650-03	CONNECTING ROD ASSY BIELLE COMPLETE	2	
6	6G8-11654-00	BOLT, CONNECTING ROD BOULON, BIELLE	4	
7	90201-06M00	WASHER, PLATE RONDELLE, PLATE	4	
8	6G8-11426-00	PLANE BEARING, CRANKSHAFT 1 COUSSINET, VILEBREQUIN 1	2	
9	6G8-11631-03-96	PISTON (STD) PISTON (STD)	2	
	6G8-11635-03	PISTON (0.25MM O/S) PISTON (0.25MM O/S)	2	AP
	6G8-11636-03	PISTON (0.50MM O/S) PISTON (0.50MM O/S)	2	AP
10	6G8-11610-02	PISTON RING SET (STD) JEU DE SEGMENTS (STD)	2	
	6G8-11610-12	PISTON RING SET (0.25MM O/S) JEU DE SEGMENTS (0.25MM O/S)	2	AP
	6G8-11610-22	PISTON RING SET (0.50MM O/S) JEU DE SEGMENTS (0.50MM O/S)	2	AP
11	634-11633-00	PIN, PISTON AXE, PISTON	2	
12	93450-15023	CIRCLIP CIRCLIP	4	

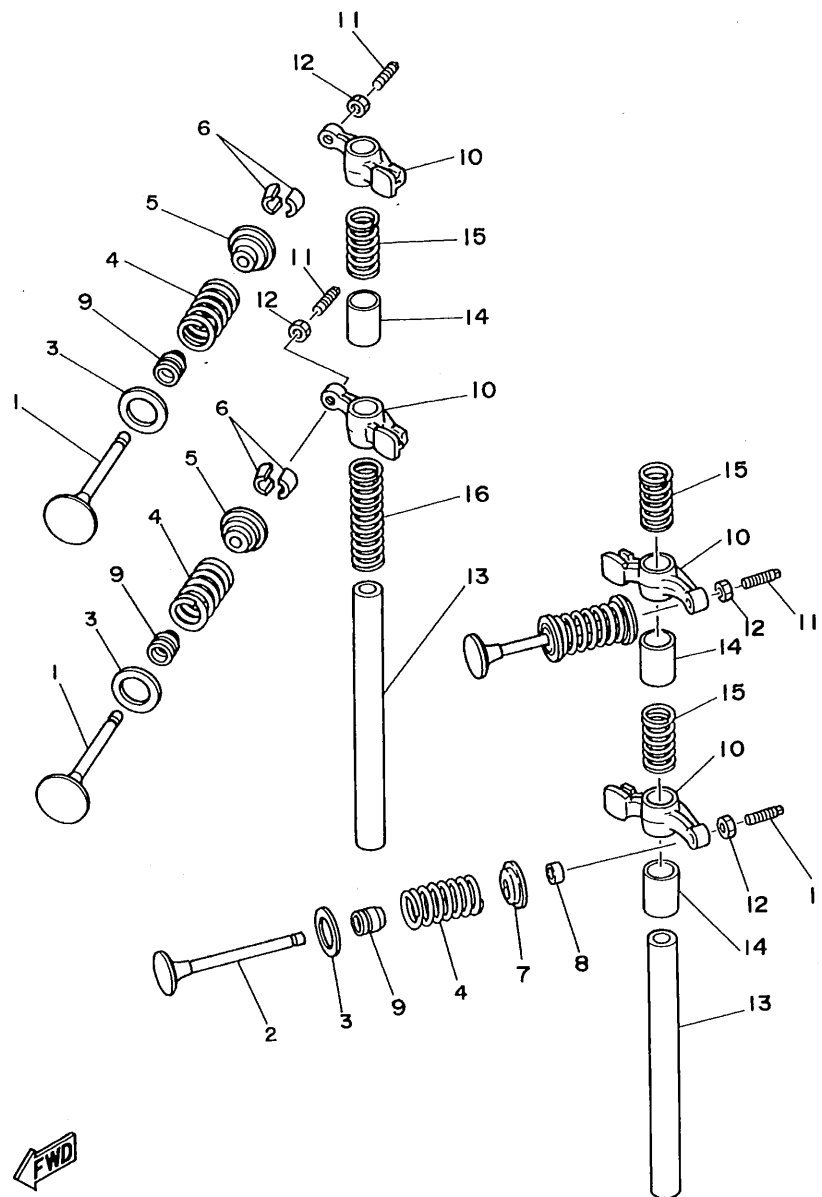


FIG. 3 VALVE

SOUPAPE

REF. NO.	PART NO. NO. PIECES	DESCRIPTION DESCRIPTION	Q'TY QTE	REMARKS REMARQUES
1	6G8-12111-00	VALVE, INTAKE SOUPAPE, ADMISSION	2	
2	6G8-12121-01	VALVE, EXHAUST SOUPAPE, ECHAPPEMENT	2	
3	6G8-12116-00	SEAT, VALVE SPRING SIEGE, RESSORT DE SOUPAPE	4	
4	6G8-12113-00	SPRING, VALVE INNER RESSORT DE SOUPAPE, INTERNE	4	
5	6G8-12117-00	RETAINER, VALVE SPRING BUTEE DE RESSORT DE SOUPAPA	2	
6	30X-12118-00	COTTER, VALVE FRAISE, SOUPAPE	4	
7	6G8-12117-10	RETAINER, VALVE SPRING BUTEE DE RESSORT DE SOUPAPA	2	
8	6G8-12153-00	LIFTER, VALVE LEVE-SOUPAPE	2	
9	51Y-12119-00	SEAL, VALVE STEM JOINT, QUEUE DE SOUPAPE	4	
10	6G8-12151-00	ARM, VALVE ROCKER CULBUTEUR	4	
11	6G8-12159-00	SCREW, VALVE ADJUSTING VIS, REGLAGE DE SOUPAPE	4	
12	6G8-12158-00	NUT, LOCK CONTRE-ECROU	4	
13	6G8-12146-00	SHAFT, ROCKER AXE, CULBUTEUR	2	
14	90387-13M56	COLLAR COLLERETTE	3	
15	90501-12M40	SPRING, COMPRESSION RESSORT, COMPRESSION	3	
16	90501-12M41	SPRING, COMPRESSION RESSORT, COMPRESSION	1	

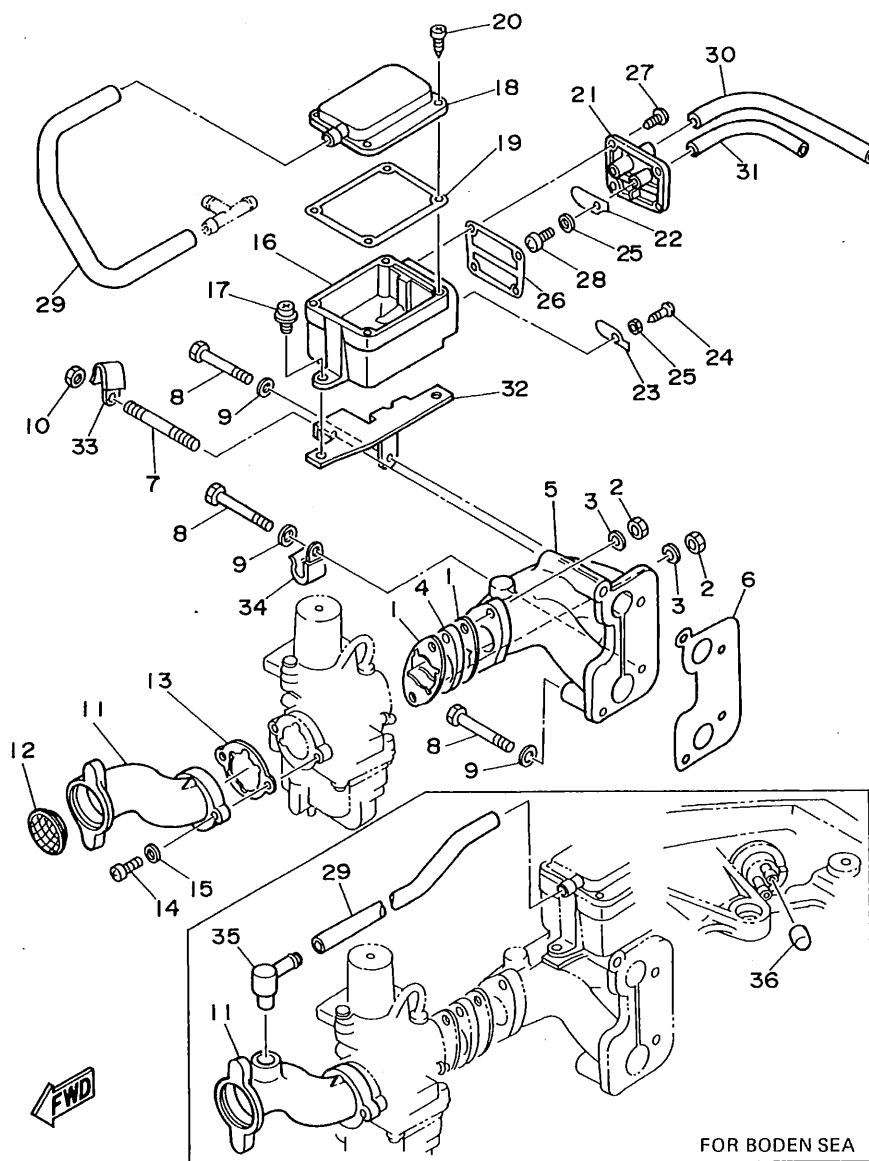


FIG. 4 INTAKE

ADMISSION

REF. NO.	PART NO. NO. PIECES	DESCRIPTION DESCRIPTION	Q'TY QTE	REMARKS REMARQUES
1	6G8-13646-A0	GASKET, MANIFOLD 2	2	
2	95380-06700	JOINT, TUBULURE 2	2	
3	92990-06600	NUT ECROU	2	
4	6G8-13647-00	WASHER, PLATE RONDELLE, PLATE	1	
5	6G8-13641-01-94	GASKET, MANIFOLD 3	1	
6	6G8-13645-00	JOINT, TUBULURE 3	1	
7	90116-06M15	MANIFOLD 1 TUBULURE 1	1	
8	97095-06045	GASKET, MANIFOLD 1	1	
9	92990-06600	JOINT, TUBULURE 1	1	
10	95380-06700	BOLT, STUD GOUJON	1	
11	6G8-14479-02-94	BOLT BOULON	3	
12	6G8-14478-00	WASHER, PLATE RONDELLE, PLATE	3	
13	6G8-14198-A0	NUT ECROU	1	
14	98580-05016	FUNNEL	1	UR STD
15	92990-05600	AILLE	1	UR FOR BODEN SEA
16	6G8-15358-00	FUNNEL	1	
17	90159-06M05	AILLE	1	
18	6G8-15368-00-94	LOUVER	1	
19	6G8-15369-00	VOLET	1	
20	97780-40112	GASKET	1	
21	6G8-15371-00-94	JOINT	1	
22	6G8-15346-00	SCREW, PAN HEAD	2	
23	6G8-15347-00	VIS	2	
24	92990-04200	WASHER, PLATE RONDELLE, PLATE	2	
25	97780-40112	SEPARATOR, OIL	1	
26	6G8-15374-00	SEPARATEUR, HUILE	1	
27	97780-40112	SCREW, WITH WASHER	2	
		VIS, AVEC RONDELLE	2	
		SEPARATOR, OIL	1	
		SEPARATEUR, HUILE	1	
		GASKET, OIL SEAL HOUSING	1	
		JOINT SPY DE LOGEMENT	1	
		SCREW, TAPPING	4	
		VIS, TETE BOMBEE	4	
		BREATHING	1	
		RENIFLARD	1	
		BREATHING	1	
		RENIFLARD	1	
		BREATHING	1	
		RENIFLARD	1	
		SCREW, TAPPING	1	
		VIS, TETE BOMBEE	1	
		WASHER, PLAIN	2	
		RONDELLE, PLATE	2	
		GASKET, BREATHING	1	
		JOINT, RENIFLARD	1	
		SCREW, TAPPING	4	
		VIS, TETE BOMBEE	4	

B3



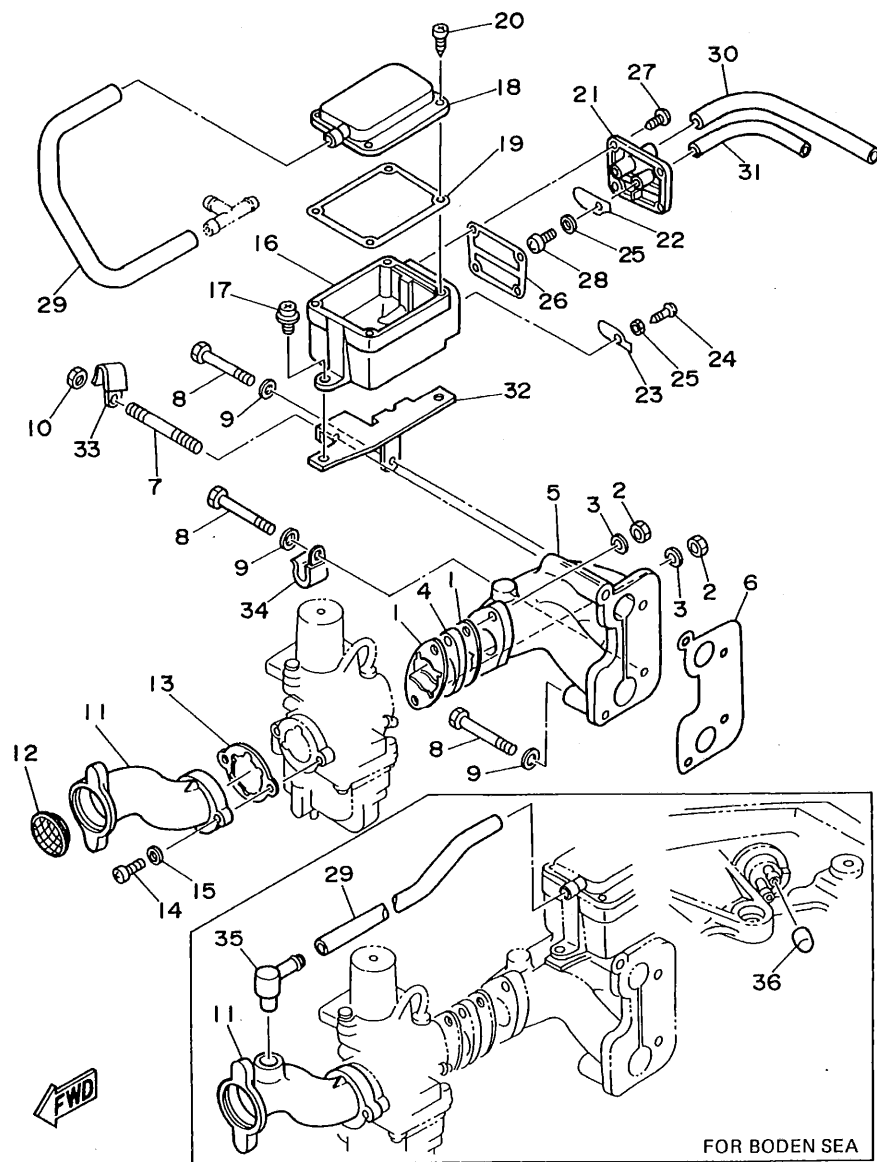


FIG. 4 INTAKE

ADMISSION

REF. NO.	PART NO. NO. PIECES	DESCRIPTION DESCRIPTION	Q'TY QTE	REMARKS REMARQUES
28	98507-04010	SCREW, PAN HEAD	1	
29	6G8-15393-00	VIS, TETE TRONCONIQUE	1	UR STD
	6G8-15393-10	PIPE, BREATHER 2	1	UR FOR BODEN SEA
		DURITE, RENIFLARD 2		
30	90445-11M52	HOSE	1	
		DURITE		
31	90445-09078	HOSE	1	
		DURITE		
32	6G8-15376-00	HOLDER, GUIDE	1	
		SUPPORT, GUIDE		
33	90465-08028	CLAMP	1	
		BRIDE		
34	90465-08028	CLAMP	1	
		BRIDE		
35	6G8-15373-00	PIPE, BREATHER	1	FOR BODEN SEA
		DURITE DE RENIFLARD		
36	6G8-13448-00	CAP	1	FOR BODEN SEA
		CAPUCHON		

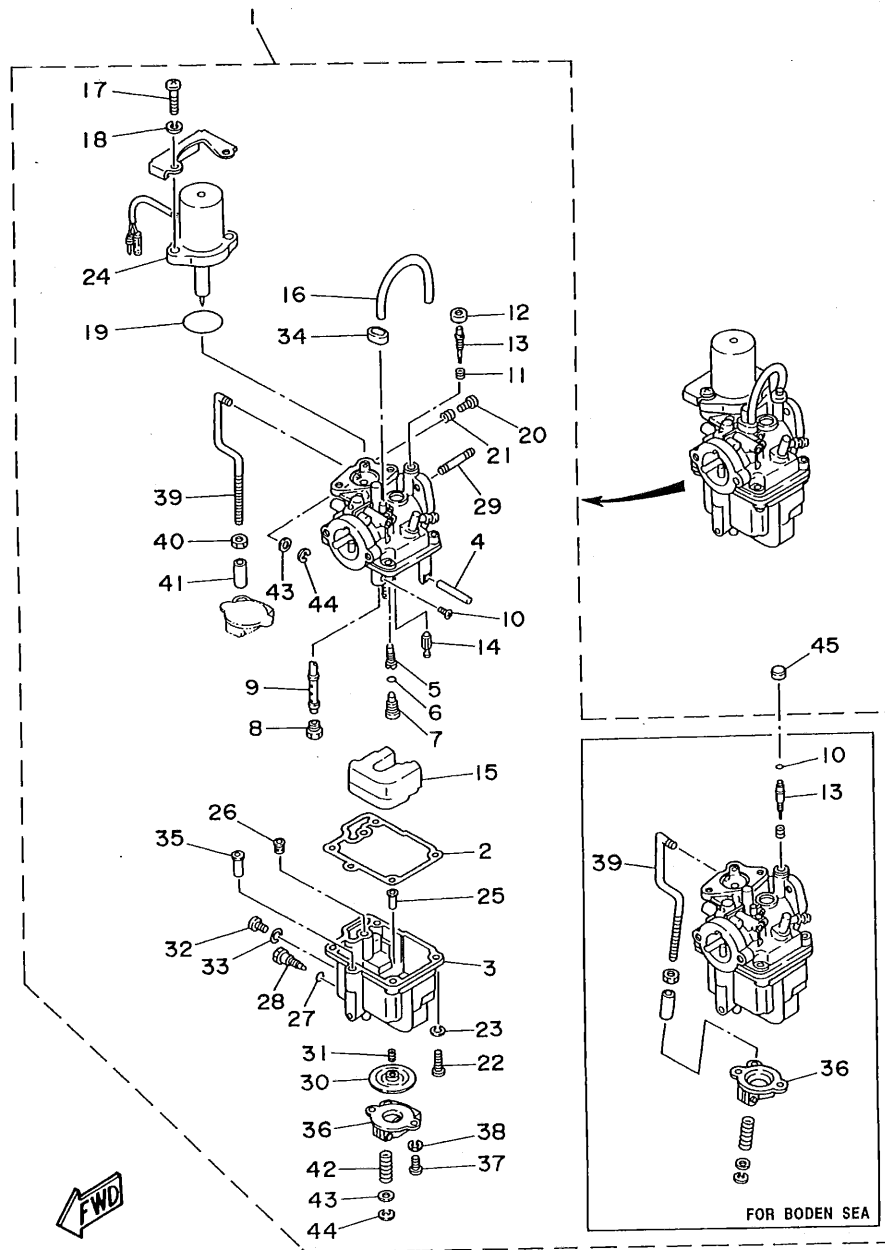


FIG. 5 CARBURETOR

CARBURATEUR

REF. NO.	PART NO. NO. PIECES	DESCRIPTION DESCRIPTION	Q'TY QTE	REMARKS REMARQUES
1	6G9-14301-05	CARBURETOR ASSY 1 (F9.9B) CARBURATEUR COMPLET 1 (F9.9B)	1	UR STD
	6G9-14301-10	CARBURETOR ASSY 1 (F9.9B) CARBURATEUR COMPLET 1 (F9.9B)	1	UR FOR BODEN SEA
	6J6-14301-06	CARBURETOR ASSY 1 (F8B) CARBURATEUR COMPLET 1 (F8B)	1	UR STD
	6J7-14301-10	CARBURETOR ASSY 1 (F8B) CARBURATEUR COMPLET 1 (F8B)	1	UR FOR BODEN SEA
2	6G8-14384-01	.GASKET, FLOAT CHAMBER .JOINT, CUVE DE FLOTTEUR	1	
3	6G8-14381-02	.BODY, FLOAT CHAMBER .CORPS, CUVE DE FLOTTEUR	1	
4	647-14386-10	.PIN, FLOAT .AXE, FLOTTEUR	1	
5	6G8-14342-24	.JET, PILOT (# 48) .GICLEUR, RALENTI (# 48)	1	
6	654-14198-00	.GASKET .JOINT	1	
7	6G8-14345-00	.PLUG, MAIN NOZZLE .PLOT, GICLEUR PRINCIPAL	1	
8	648-14343-43	.JET, MAIN (# 86) .GICLEUR, PRINCIPAL (# 86)	1	UR STD
	648-14343-41	.JET, MAIN (# 82) .GICLEUR, PRINCIPAL (# 82)	1	UR FOR BODEN SEA
9	6G8-14341-20	.NOZZLE, MAIN .PUITS D'AIGUILLE	1	UR STD
	6G8-14341-30	.NOZZLE, MAIN .PUITS D'AIGUILLE	1	UR FOR BODEN SEA
10	6G8-14216-00	.SCREW .VIS	1	UR STD
	5H0-14397-00	.O-RING .JOINT TORIQUE	1	UR FOR BODEN SEA
11	647-14334-00	.SPRING .RESSORT	1	
12	6G8-14997-00	.SEAL .DURITE	1	STD
13	6G8-14323-00	.SCREW, AIR ADJUSTING .VIS DE DOSEUR D'AIR	1	UR STD
	6G8-14323-10	.SCREW, AIR ADJUSTING .VIS DE DOSEUR D'AIR	1	UR FOR BODEN SEA
14	6G8-14392-00	.VALVE, NEEDLE .POINTEAU	1	
15	6G8-14385-00	.FLOAT .FLOTTEUR	1	
16	6G8-14197-01	.PIPE .DURITE	1	
17	97880-06018	.SCREW, PAN HEAD .VIS, TETE TRONCONIQUE	2	
18	92995-06100	.WASHER, SPRING .RONDELLE, GROWER	2	
19	1HV-14147-00	.O-RING .JOINT TORIQUE	1	
20	664-14321-01	.SCREW, THROTTLE .VIS, ACCELERATEUR	1	
21	646-14212-00	.SPRING, PILOT ADJUSTING .RESSORT, VIS DE RALENTI	1	

B5

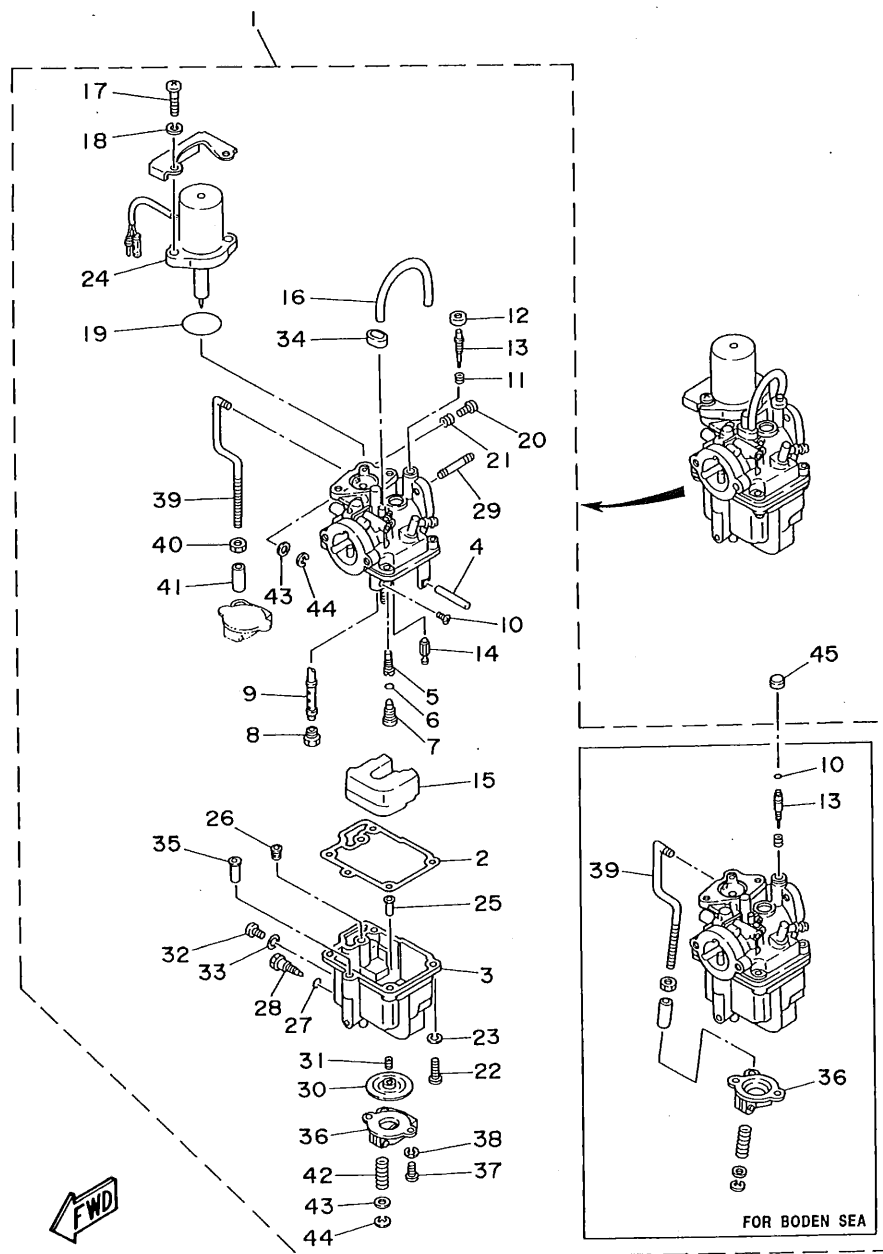


FIG. 5 CARBURETOR

CARBURATEUR

REF. NO.	PART NO. NO. PIECES	DESCRIPTION DESCRIPTION	Q'TY QTE	REMARKS REMARQUES
22	98580-04016	.SCREW, PAN HEAD	4	
		.VIS		
23	92990-04100	.WASHER, SPRING	4	
		.RONDELLE, GROWER		
24	6G8-1410A-01	.STARTER SET	1	
		.JEU DE STATERS		
25	6G8-14827-00	.FILTER	1	
		.FILTRE		
26	6A4-14344-30	.JET, STARTER (# 60)	1	
		.GICLEUR, STARTER (# 60)		
27	5Y1-14397-00	.O-RING	1	
		.JOINT TORIQUE		
28	6G8-14383-00	.SCREW, DRAIN	1	
		.BOUCHON, PURGE		
29	90116-06M26	.BOLT, STUD	2	
		.GOUJON		
30	6G8-14368-02	.DIAPHRAGM ASSY 1	1	
		.DIAPHRAGME 1		
31	6G8-14275-01	.SPRING	1	
		.RESSORT		
32	97890-05006	.SCREW, PAN HEAD	1	
		.VIS, CRUCIFORME		
33	646-14198-01	.GASKET	1	
		.JOINT		
34	6G8-14349-00	.PIPE	1	
		.DURITE		
35	6G8-14217-00	.VALVE, CHOKE	1	
		.CLAPET DE STARTER		
36	6G8-14293-03	.COVER 1	1	UR STD
		.COUVERCLE 1		
	6G8-14293-10	.COVER 1	1	UR FOR BODEN SEA
		.COUVERCLE 1		
37	98580-04010	.SCREW, PAN HEAD	2	
		.VIS		
38	92990-04100	.WASHER, SPRING	2	
		.RONDELLE, GROWER		
39	6G8-14379-00	.ROD, STARTER	1	UR STD
		.TRINGLE, STARTER		
	6G8-14379-10	.ROD, STARTER	1	UR FOR BODEN SEA
		.TRINGLE, STARTER		
40	98813-03100	.NUT	1	
		.ECROU		
41	6G8-14229-00	.SHAFT, CHOKE	1	
		.AXE, STARTER		
42	6G8-14286-01	.SPRING	1	
		.RESSORT		
43	6G8-14357-00	.WASHER, PLAIN	2	
		.RONDELLE PLATE		
44	389-14137-00	.CLIP	2	
		.JONC		
45	50M-14355-00	PLUG	1	FOR BODEN SEA
		PLOT		

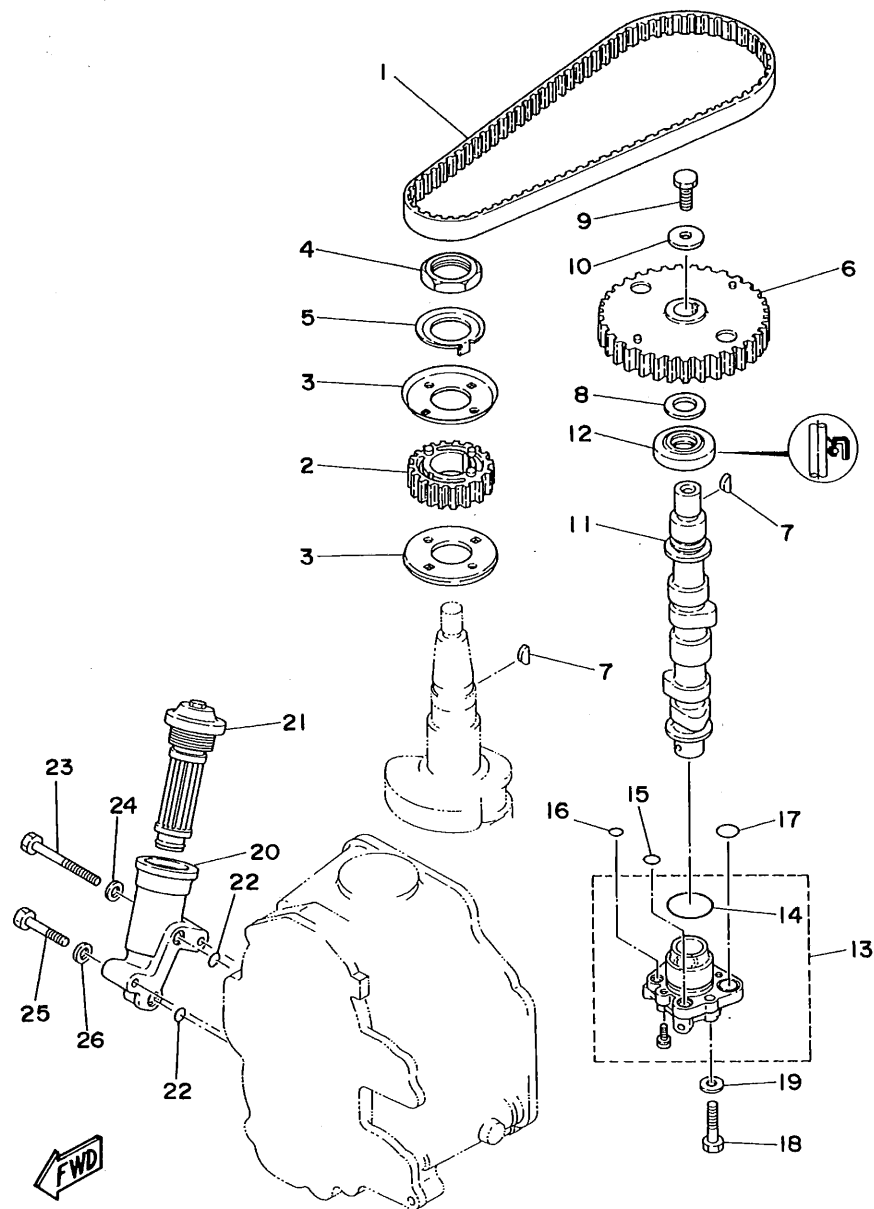


FIG. 6 OIL PUMP

POMPE A HUILE

REF. NO.	PART NO. NO. PIECES	DESCRIPTION DESCRIPTION	Q'TY QTE	REMARKS REMARQUES
1	6G8-46241-00	V-BELT COURROIE TRAPEZOIDALE	1	
2	6G8-11536-00-94	GEAR, DRIVE PIGNON SECONDAIRE	1	
3	6G8-11557-00	WASHER 1 RONDELLE 1	2	
4	90170-24M09	NUT ECROU	1	
5	6G8-11587-00	WASHER, LOCK RONDELLE, FREIN	1	
6	6G8-11537-00-94	GEAR, DRIVEN PIGNON SECONDAIRE	1	
7	90280-03M01	KEY, WOODRUFF CLAVETTE, DEMI-LUNE	2	
8	90201-13201	WASHER, PLATE RONDELLE, PLATE	1	
9	97095-06016	BOLT BOULON	1	
10	90201-06M94	WASHER, PLATE RONDELLE, PLATE	1	
11	6G8-12171-00	CAMSHAFT 1 ARBRE A CAMES 1	1	
12	93102-18M21	OIL SEAL JOINT SPY	1	
13	6G8-13300-02	OIL PUMP ASSY POMPE A HUILE COMPLET	1	
14	93210-27ME3	O-RING JOINT TORIQUE	1	
15	93210-10M61	O-RING JOINT TORIQUE	1	
16	93210-09M01	O-RING JOINT TORIQUE	1	
17	93210-13M63	O-RING JOINT TORIQUE	2	
18	97095-06025	BOLT BOULON	3	
19	92990-06600	WASHER, PLATE RONDELLE, PLATE	3	
20	6G8-13442-00-94	HOUSING, OIL FILTER LOGEMENT, FILTRE A HUILE	1	
21	6G8-13440-00	ELEMENT ASSY, OIL CLEANER ELEMENT, FILTRE A HUILE	1	
22	93210-09M01	O-RING JOINT TORIQUE	2	
23	97313-06050	BOLT BOULON	1	
24	92990-06600	WASHER, PLATE RONDELLE, PLATE	1	
25	97095-06030	BOLT BOULON	1	
26	92990-06600	WASHER, PLATE RONDELLE, PLATE	1	

B7

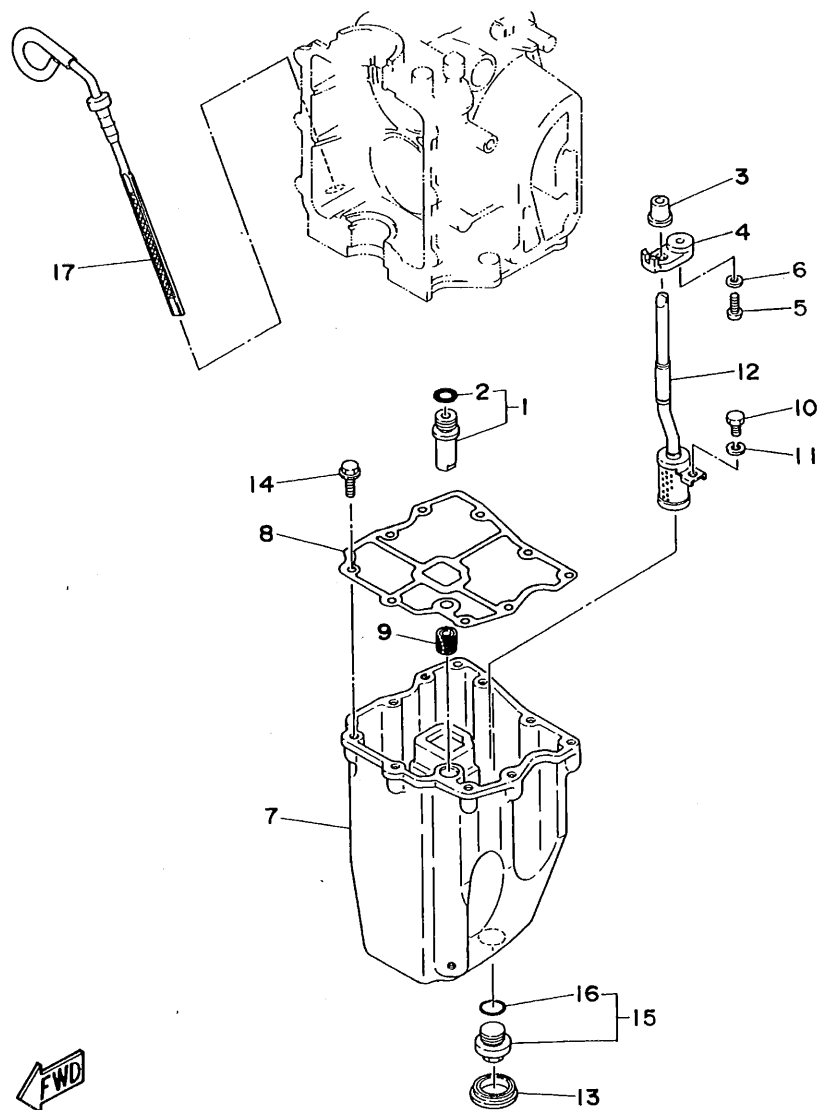


FIG. 7 OIL PAN

VENTILATEUR D'HUILE

REF. NO.	PART NO. NO. PIECES	DESCRIPTION DESCRIPTION	Q'TY QTE	REMARKS REMARQUES
1	6G8-11575-00	RELIEF VALVE ASS'Y SOUPAPE DE RENTREE D'AIR	1	
2	93210-12M62	.O-RING	1	
3	6G8-15379-00	.JOINT TORIQUE SEAL, CRANKCASE	1	
4	6G8-13487-00	JOINT SPY DE CARTER DE MOTEUR GUIDE, OIL HOSE	1	
5	98580-05012	GUIDE DE DURITE A HUILE SCREW, PAN HEAD	1	
6	92990-05600	VIS WASHER, PLATE	1	
7	6G8-15311-03-0D	RONDELLE, PLATE OIL PAN	1	
8	6G8-15312-A1	VENTILATEUR D'HUILE GASKET, OIL PAN	1	
9	6G8-45127-00	JOINT DE VENTILATEUR D'HUILE SEAL	1	
10	97313-06010	JOINT BOLT	1	
11	92995-06100	BOULON WASHER, SPRING	1	
12	6G8-13421-00	RONDELLE, GROWER STRAINER 2	1	
13	6G8-15316-00	FILTRE 2 DAMPER, ENGINE MOUNT 1	1	
14	90105-06M33	AMORTISSEUR DE SUPPORT BOLT, WASHER BASED	9	
15	6G8-13471-00	BOULON, AVEC RONDELLE PLUG, DRAIN	1	
16	93210-16M64	PLOT, VIDANGE .O-RING	1	
17	6G8-15362-04	.JOINT TORIQUE PLUG, OIL LEVEL	1	
		PLOT, NIVEAU D'HUILE		

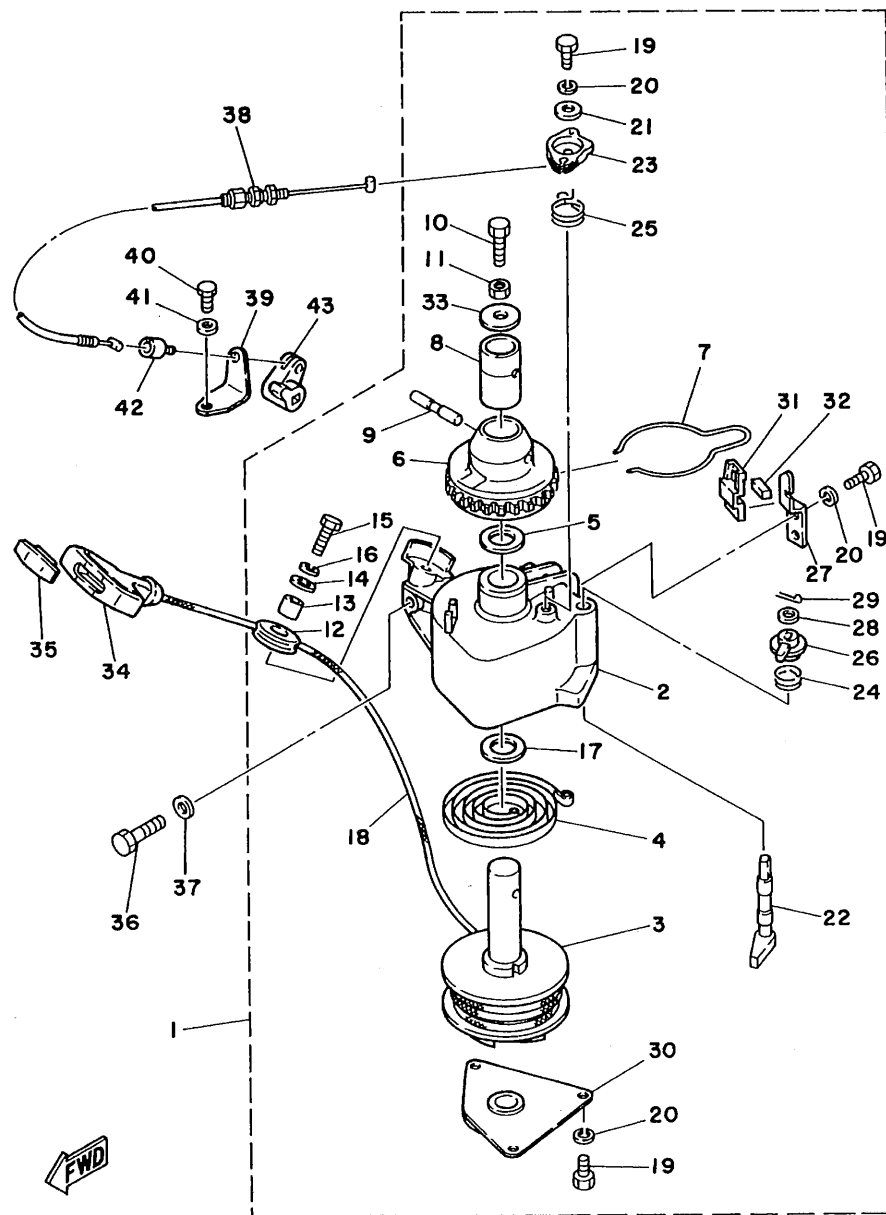


FIG. 8 STARTER

DEMARREUR

REF. NO.	PART NO. NO. PIECES	DESCRIPTION DESCRIPTION	Q'TY QTE	REMARKS REMARQUES
1	6G8-15710-10	STARTER ASSY DEMARREUR COMPLET	1	
2	6G8-15711-00	.CASE, STARTER .CARTER DE DEMARREUR	1	
3	6G8-15714-00	.DRUM, SHEAVE .TAMBOUR, POULIE	1	
4	6G8-15713-00	.SPRING, STARTER .RESSORT DE DEMARREUR	1	
5	6G8-15719-00	.WASHER, THRUST .RONDELLE, DE BUTEE	1	
6	6G8-15723-00	.PULLEY, STARTER .POULIE DE DEMARREUR	1	
7	6G8-15715-00	.SPRING, DRIVE PLATE .RESSORT, PLAQUE D'ENTRAINEMT	1	
8	6G8-15754-00	.BUSH 2 .BAGUE 2	1	
9	6G8-15727-00	.PIN .AXE	1	
10	6G8-15768-00	.BOLT .BOULON	1	
11	95304-08700	.NUT .ECROU	1	
12	6F5-15752-00	.ROLLER, WIRE .GALET, CABLE	1	
13	6F5-15753-00	.BUSH .CHARBON	1	
14	6F5-15791-00	.WASHER, LOCK .RONDELLE-FREIN	1	
15	97315-06025	.BOLT .BOULON, HEXAGONAL	1	
16	92995-06100	.WASHER, SPRING .RONDELLE, GROWER	1	
17	6G8-15739-00	.WASHER, THRUST .RONDELLE, DE BUTEE	1	
18	*	.WIRE (L1850) .CABLE (L1850)	1	
19	97013-05012	.BOLT .BOULON	6	
20	92990-05100	.WASHER, SPRING .RONDELLE, GROWER	6	
21	6G8-15726-00	.WASHER, FLAT .RONDELLE, PLATE	1	
22	6G8-15794-00	.STOPPER .BUTEE	1	
23	6G8-15746-00	.ARM .BRAS	1	
24	6G8-15767-00	.SPRING .RESSORT	1	
25	6G8-15734-00	.SPRING, RETURN .RESSORT, RAPPEL	1	

\* CUT FROM 50M ROLLS, PARTS NO. 90890-44373, CUTTING LENGTH 1.85M.

\* A PRELEVER SUR BOBINE 50M, REFERENCE 90890-44373, LONGUEUR DE COUPE 1.85M.

C2

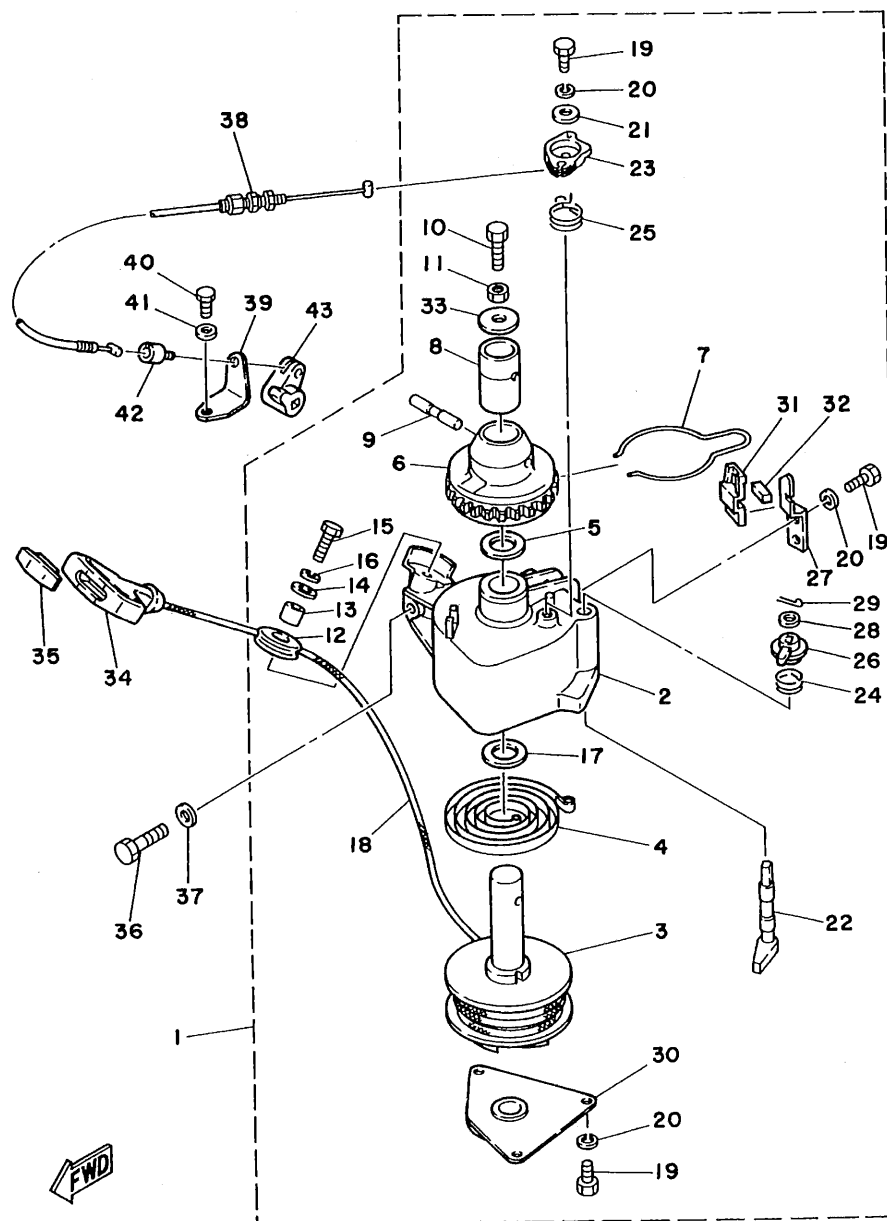


FIG. 8 STARTER

DEMARREUR

REF. NO.	PART NO. NO. PIECES	DESCRIPTION DESCRIPTION	Q'TY QTE	REMARKS REMARQUES
26	6G8-15747-00	.LINK .BIELLETTTE	1	
27	6G8-15716-00	.PLATE, DRIVE .PLAQUE, ENTRAINEMENT	1	
28	92990-06200	.WASHER, PLAIN .RONDELLE, PLATE	1	
29	91490-16020	.PIN, COTTER .GOUPILLE	1	
30	6G8-15712-00	.COVER, STARTER CASE .COUVERCLE, CARTER DEMARREUR	1	
31	6G8-15779-00	.COVER .COUVERCLE	1	
32	6G8-15789-00	.DAMPER .AMORTISSEUR	1	
33	6G8-15742-00	.WASHER, DRIVE PAWL .RONDELLE, CLIQUET	1	
34	6G1-15755-00	HANDLE, STARTER POIGNEE, DE DEMARREUR	1	
35	689-15779-01	COVER COUVERCLE	1	
36	97013-08030	BOLT BOULON	3	
37	92990-08600	WASHER, PLATE RONDELLE, PLATE	3	
38	6G8-15770-00	CABLE COMP., STARTER STOP CABLE, BUTEE DE DEMAR	1	
39	6G8-15771-00	STAY 1 SUPPORT 1	1	
40	97095-06012	BOLT BOULON	1	
41	92990-06600	WASHER, PLATE RONDELLE, PLATE	1	
42	6G8-15772-00	STAY 2 SUPPORT 2	1	
43	6G8-44125-00	LEVER, SHIFT ROD LEVIER, TIGE D'INVERSION	1	

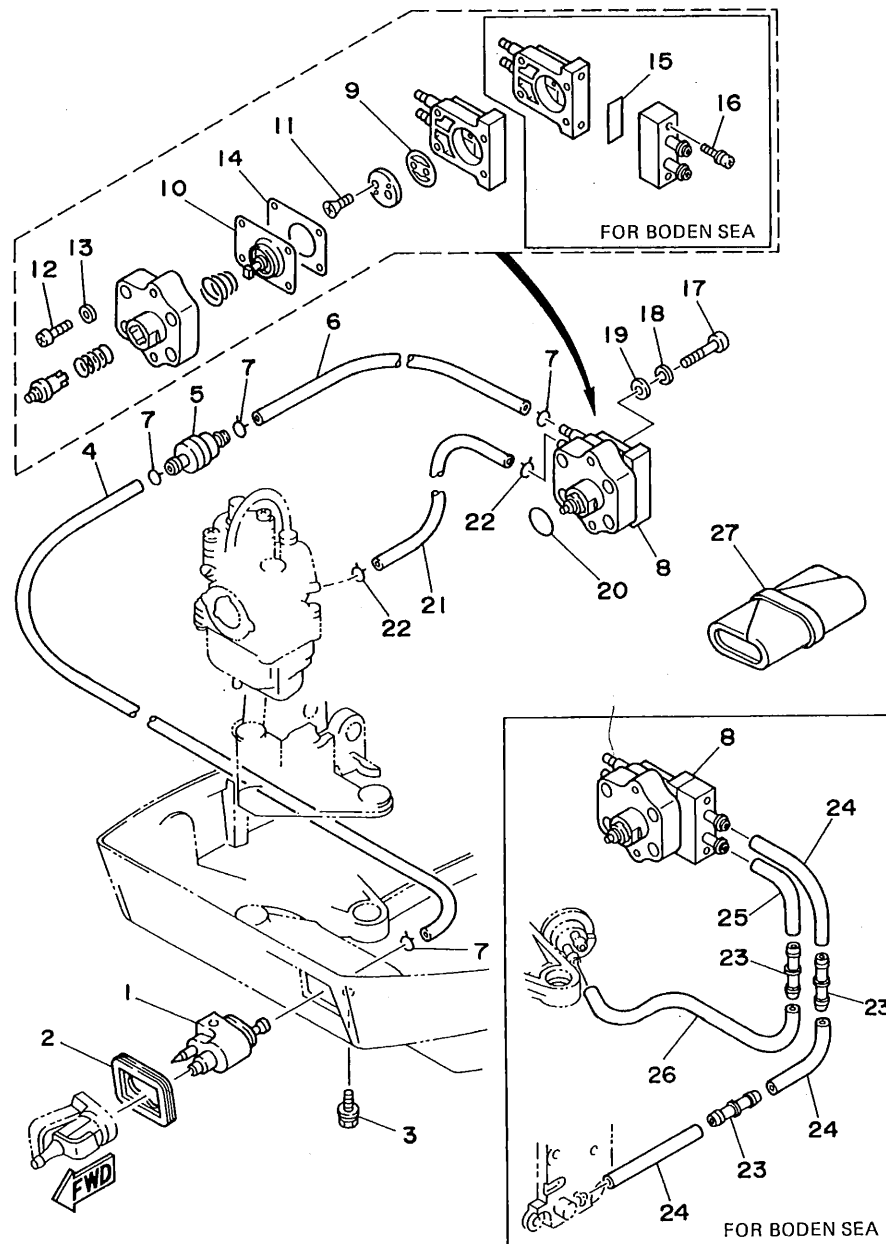


FIG. 9 FUEL

CARBURANT

REF. NO.	PART NO. NO. PIECES	DESCRIPTION DESCRIPTION	Q'TY QTE	REMARKS REMARQUES
1	6G1-24304-02	FUEL PIPE JOINT COMP. 1	1	
2	6G8-24329-00	DURITE RACCORDEMT. A ESSENCE	1	
3	97595-06520	SEAL JOINT	1	
4	6G8-24311-00	BOLT, WITH WASHER VIS HEXAGONAL	1	
5	646-24251-02	PIPE, FUEL 1	1	
6	90445-09078	DURITE A ESSENCE	1	
7	90467-08004	STRAINER 1	1	
8	668-24410-03	FILTRE 1	1	
9	668-24421-00	HOSE DURITE	1	
10	668-24411-02	CLIP JONC	4	
11	98780-03008	FUEL PUMP ASSY	1	UR STD
12	98580-04014	POMPE A ESSENCE	1	UR FOR BODEN SEA
13	92990-04200	FUEL PUMP ASSY	1	
14	668-24471-00	POMPE A ESSENCE	1	
15	668-24329-00	.VALVE, CHECK	1	
16	677-24444-01	.SOUPAPE, RETENUE	1	
17	98580-06025	.DIAPHRAGM	1	
18	92995-06100	.DIAPHRAGME	1	
19	92990-06600	.SCREW, FLAT HEAD	2	
20	93210-20M65	.VIS A TETE FRAISEE	4	
21	90445-09105	.SCREW, PAN HEAD	4	
22	90467-08004	.VIS	2	
23	668-24376-00	.WASHER, PLAIN	4	
24	90445-09078	.RONDELLE, PLATE	1	
25	6H4-24312-00	.DIAPHRAGM	1	
26	90445-09M00	.DIAPHRAGME	1	
27	676-W2810-01	.SEAL	1	FOR BODEN SEA
		.JOINT	1	FOR BODEN SEA
		.SCREW	2	FOR BODEN SEA
		.VIS	2	
		SCREW, PAN HEAD	2	
		VIS	2	
		WASHER, SPRING	2	
		RONDELLE, GROWER	2	
		WASHER, PLATE	2	
		RONDELLE, PLATE	1	
		O-RING	1	
		JOINT TORIQUE	1	
		HOSE DURITE	1	
		CLIP JONC	2	
		PIPE, JOINT 1	3	FOR BODEN SEA
		DURITE 1, RACCORDEMENT	3	FOR BODEN SEA
		HOSE DURITE	1	FOR BODEN SEA
		PIPE 2	1	FOR BODEN SEA
		DURITE 2	1	FOR BODEN SEA
		HOSE DURITE	1	FOR BODEN SEA
		TOOL KIT	1	
		TROUSSE A OUTILS	1	

C4



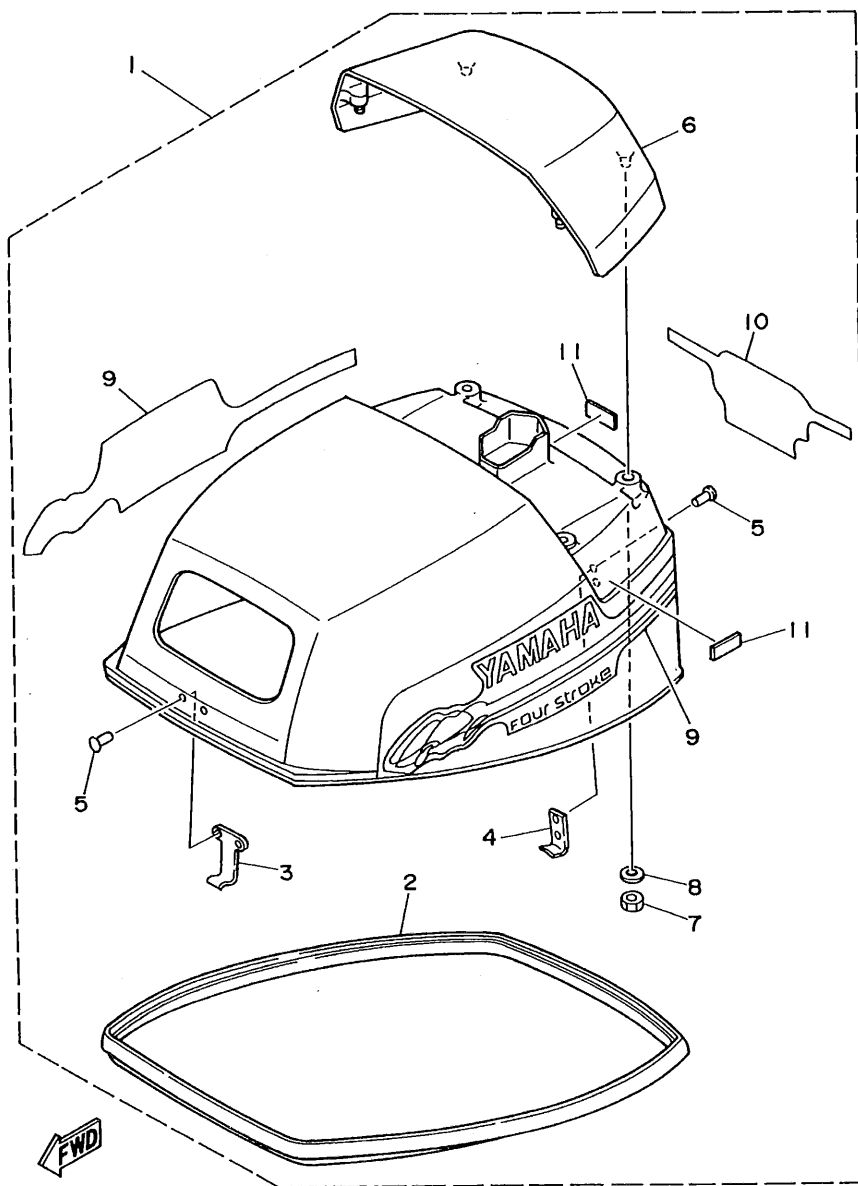


FIG. 10 TOP COWLING

CAPOT SUPERIEUR

REF. NO.	PART NO. NO. PIECES	DESCRIPTION DESCRIPTION	Q'TY QTE	REMARKS REMARQUES
1	6G9-42610-14-4D	TOP COWLING ASSY CAPOT (ENS.)	1	UR F9.9B
	6J7-42610-51-4D	TOP COWLING ASSY CAPOT (ENS.)	1	UR F8B
2	6G8-42615-01	.SEAL .JOINT	1	
3	6G8-42651-00	.HOOK .CROCHET	1	
4	6G8-42652-00	.HOOK .CROCHET	1	
5	90266-04M04	.RIVET .RIVET	4	
6	6G8-42613-01-4D	.MOLDING, AIR DUCT .MANCHON A AIR	1	
7	95380-06700	.NUT .ECROU	4	
8	92990-06200	.WASHER, PLAIN .RONDELLE, PLATE	4	
9	6G9-W0070-13	.GRAPHIC SET .JEU DIEMBLEMES	1	
10	6G9-42678-13	.GRAPHIC, REAR .ADHESIF, ARRIERE	1	UR F9.9B
	6J7-42678-51	.GRAPHIC, REAR .ADHESIF, ARRIERE	1	UR F8B
11	6G8-42662-00	.DAMPER .AMORTISSEUR	3	

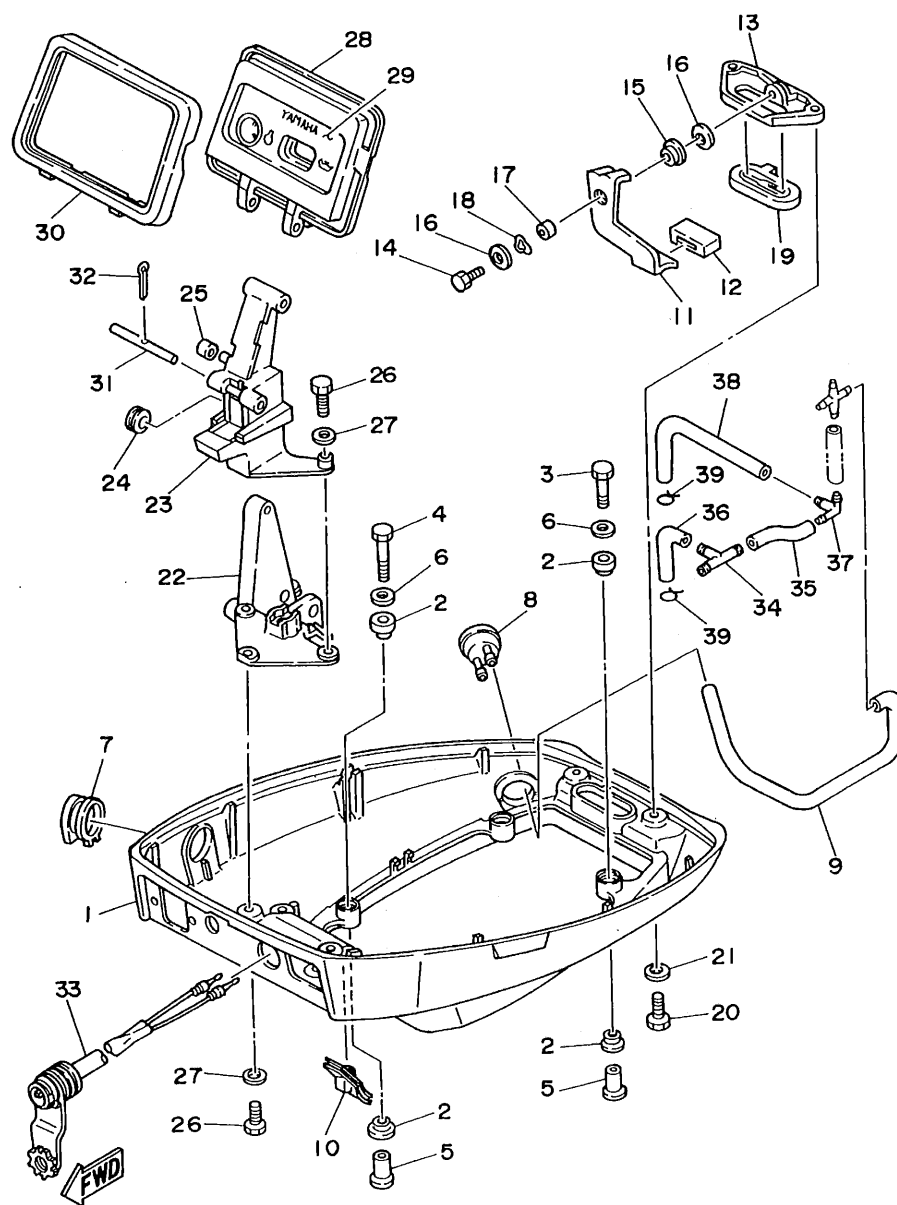


FIG. 11 BOTTOM COWLING

CAPOT INFÉRIEUR

REF. NO.	PART NO. NO. PIÉCES	DESCRIPTION DESCRIPTION	Q'TY QTE	REMARKS REMARQUES
1	668-42711-02-4D	COWLING, BOTTOM CUVETTE	1	
2	90480-09M35	GROMMET PASSE-FIL	8	
3	97095-06030	BOLT BOULON	2	
4	97095-06040	BOLT BOULON	2	
5	90387-06M15	COLLAR COLLERETTE	4	
6	90201-06M31	WASHER, PLATE RONDELLE, PLATE	4	
7	668-42724-00	GROMMET PASSE-FIL	1	
8	668-44391-00	NIPPLE, HOSE RACCORD D'ESSENCE	1	
9	90445-09163	HOSE DURITE	1	EXCEPT FOR BODEN SEA
10	668-42727-00	GROMMET PASSE-FIL	1	
11	668-42815-00	LEVER, CLAMP LEVIER, PRESSE	1	
12	668-42831-00	BUSHING POULIE	1	
13	668-42811-00-94	STAY SUPPORT	1	
14	97095-06016	BOLT BOULON	1	
15	90386-08M49	BUSH DOUILLE	1	
16	90201-06M31	WASHER, PLATE RONDELLE, PLATE	2	
17	90387-06M72	COLLAR COLLERETTE	1	
18	90206-08M13	WASHER, WAVE RONDELLE, ONDULEE	1	
19	668-42748-00	GROMMET PASSE-FIL	1	
20	97095-06016	BOLT BOULON	2	
21	92990-06600	WASHER, PLATE RONDELLE, PLATE	2	
22	668-42738-00-94	PLATE, FITTING ETRIER	1	
23	668-42719-00-94	PANEL, FRONT LOWER PANNEAU, AVANT INFÉRIEUR	1	
24	90480-19031	GROMMET PASSE-FIL	1	
25	90445-05ME6	HOSE DURITE	1	
26	97095-06016	BOLT BOULON	4	
27	92990-06600	WASHER, PLATE RONDELLE, PLATE	4	
28	668-42614-02	PANEL, FRONT UPPER PANNEAU, AVANT SUPÉRIEUR	1	F8BM/F9.9BM

C6

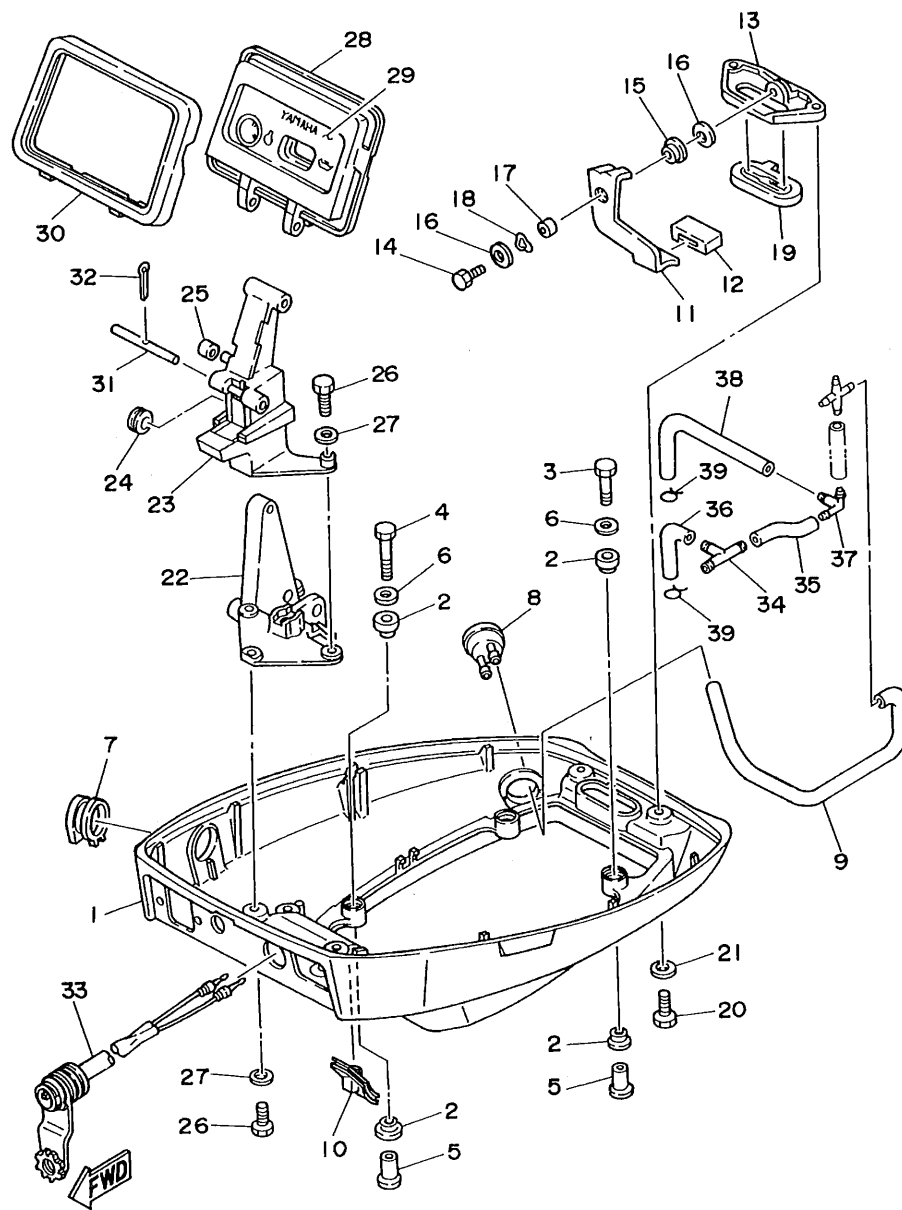


FIG. 11 BOTTOM COWLING

CAPOT INFERIEUR

REF. NO.	PART NO. NO. PIECES	DESCRIPTION DESCRIPTION	Q'TY QTE	REMARKS REMARQUES
29	6G8-42677-00	GRAPHIC, FRONT ADHESIF, AVANT	1	F8BM/F9.9BM
30	6G8-42629-02	SEAL JOINT	1	
31	6G8-42755-00	HINGE, COWLING PENTURE	1	
32	91490-16010	PIN, COTTER GOUILLE	1	
33	682-84381-00	2P CONCENT RALLONGE 2 FILS	1	
34	6G8-24379-00	PIPE, JOINT 4 DURITE, RACCORDEMENT 4	1	
35	90445-10M78	HOSE DURITE	1	
36	6G8-12476-00	PIPE 6 DURITE 6	1	
37	6G8-24378-01	PIPE, JOINT 3 DURITE, RACCORDEMENT 3	1	
38	6G8-12485-00	PIPE 5 DURITE 5	1	
39	90467-10M04	CLIP JONC	2	

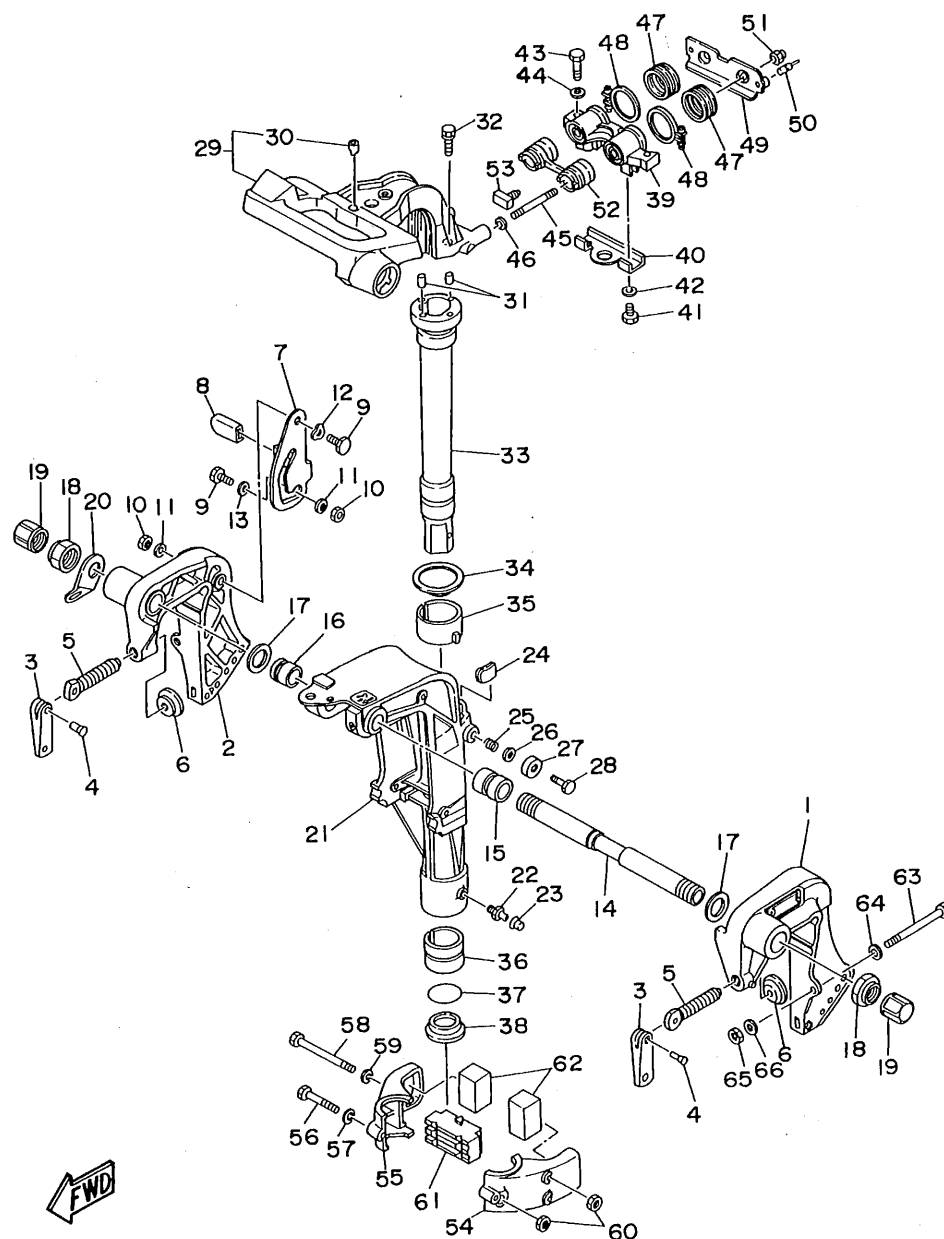


FIG. 12 BRACKET 1

SUPPORT 1

REF. NO.	PART NO. NO. PIECES	DESCRIPTION DESCRIPTION	Q'TY QTE	REMARKS REMARQUES
1	6G8-43111-04-4D	BRACKET, CLAMP PRESSE	1	
2	6G8-43112-04-4D	BRACKET, CLAMP PRESSE	1	
3	616-43118-01-4D	HANDLE, TRANSOM CLAMP POIGNEE DE VIS DE PRESSE	2	
4	90243-04M00	PIN GOUPILLE	2	
5	6E7-43116-00	SCREW, TRANSOM CLAMP VIS DE PRESSE	2	
6	648-43114-01	PAD, TRANSOM CLAMP RONDELLE D'APPUI	2	
7	6G8-43181-00	LEVER, TILT STOP LEVIER, VERROUILLAGE RELEVAGE	1	
8	682-43318-01	COVER CAPUCHON	1	
9	90109-06M25	BOLT BOULON	2	
10	95680-06100	NUT, U ECROU, U	2	
11	92990-06600	WASHER, PLATE RONDELLE, PLATE	2	
12	90206-10M15	WASHER, WAVE RONDELLE, ONDULEE	1	
13	682-43339-01	WASHER RONDELLE	1	
14	6G8-43131-00	BOLT, CLAMP BRACKET BOULON, PRESSE	1	
15	90386-22M92	BUSH DOUILLE	1	
16	90386-22M93	BUSH DOUILLE	1	
17	90201-22M03	WASHER, PLATE RONDELLE, PLATE	2	
18	90185-22M11	NUT, SELF-LOCKING ECROU, AUTO-BLOCANT	2	
19	6G5-43145-00	CAP, CLAMP BRACKET CAPUCHON, PRESSE	2	
20	6J8-43113-01	PLATE, CLAMP BRACKET PLAQUETTE, PRESSE	1	
21	6G9-43311-04-4D	BRACKET, SWIVEL SUPPORT, PIVOT	1	UR SHORT
	6G8-43311-15-4D	BRACKET, SWIVEL SUPPORT, PIVOT	1	UR LONG
22	93700-06M03	NIPPLE, GREASE PION	1	
23	663-45119-00	CAP, GREASE NIPPLE CAPUCHON, GRAISSEUR	1	AP
24	6G8-42528-00	PLATE, FRICTION PLAQUE, FRICTION	1	
25	90501-18M00	SPRING, COMPRESSION RESSORT, COMPRESSION	1	
26	90201-06M31	WASHER, PLATE RONDELLE, PLATE	1	
27	6G8-43373-00	SEAL, DAMPER JOINT	1	

D1

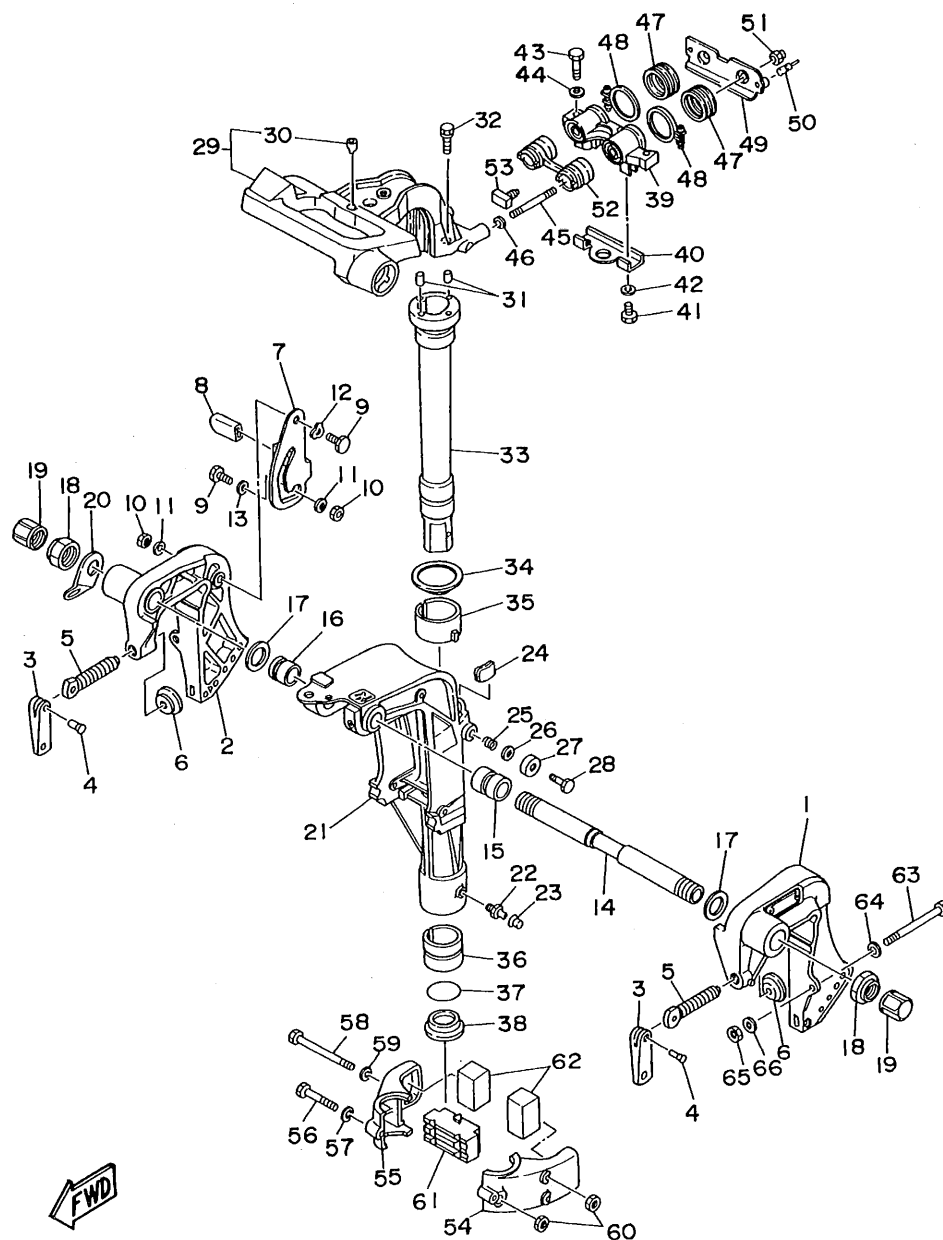


FIG. 12 BRACKET 1

SUPPORT 1

REF. NO.	PART NO. NO. PIECES	DESCRIPTION DESCRIPTION	Q'TY QTE	REMARKS REMARQUES
28	97095-06025	BOLT BOULON	1	
29	669-42511-01-40	BRACKET, STEERING CADRE, DIRECTION	1	
30	668-42534-00	.PIN, DOWEL .GOUPILE	1	
31	93605-15065	PIN, DOWEL AXE	2	
32	90119-06M06	BOLT, WITH WASHER BOULON, AVEC RONDELLE	2	
33	669-42521-00-94	SHAFT, STEERING PIVOT AXE, PIVOT DE DIRECTION	1	UR SHORT
	668-42521-10-94	SHAFT, STEERING PIVOT AXE, PIVOT DE DIRECTION	1	UR LONG
34	90209-45M09	WASHER RONDELLE	1	
35	668-42537-00	BUSHING, PIVOT SHAFT COUSSINET	1	
36	90386-37M47	BUSH DOUILLE	1	
37	93210-37M67	O-RING JOINT TORIQUE	1	
38	90386-37M48	BUSH DOUILLE	1	
39	668-44517-00-94	MOUNT RUBBER SILENT-BLOC	1	
40	668-44526-00	PLATE PLAQUE	1	
41	97095-06012	BOLT BOULON	2	
42	92990-06600	WASHER, PLATE RONDELLE, PLATE	2	
43	97095-08030	BOLT BOULON	2	
44	92990-08600	WASHER, PLATE RONDELLE, PLATE	2	
45	90116-08M28	BOLT, STUD GOUJON	2	
46	90201-08M12	WASHER, PLATE RONDELLE, PLATE	2	
47	668-44522-00	SEAL JOINT	2	
48	90460-38M06	CLAMP, HOSE BRIDE, DE DURITE	2	
49	668-44518-00	BRACKET COMP. SUPPORT COMPLET	1	
50	668-44533-00	DAMPER, UPPER MOUNT RUBBER COUVERCLE, SUSPENSION INFRIEUE	2	
51	95780-08300	NUT, FLANGE ECROU	2	
52	668-44521-00	SEAL JOINT	1	
53	668-44532-00	STOPPER, UPPER MOUNT PLAQUETTE	1	
54	668-44551-01-40	HOUSING, LOWER MOUNT RUBBER BOITIER, SILENT-BLOC INFRIEUE	1	



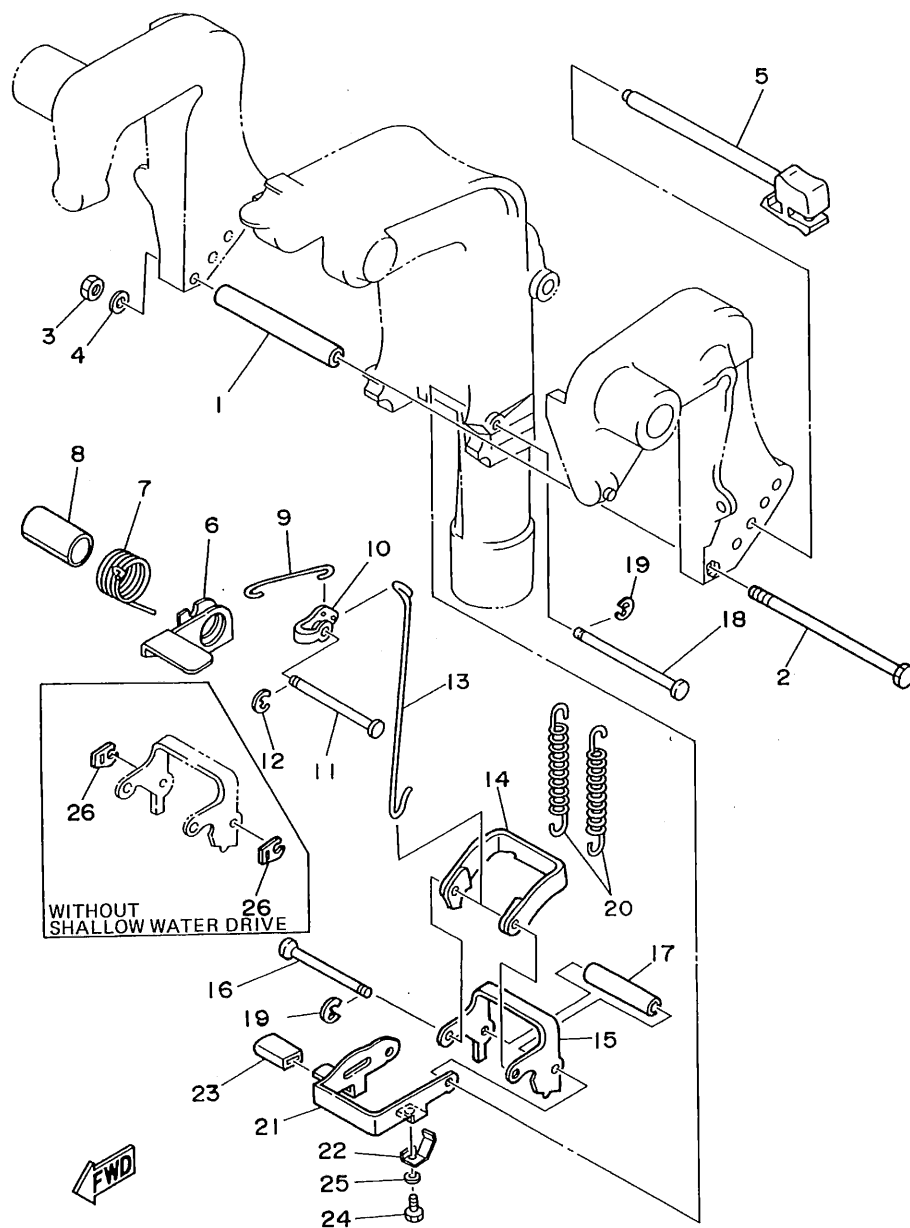


FIG. 13 BRACKET 2

SUPPORT 2

REF. NO.	PART NO. NO. PIECES	DESCRIPTION DESCRIPTION	Q'TY QTE	REMARKS REMARQUES
1	90387-06M09	COLLAR COLLERETTE	1	
2	97095-06135	BOLT BOULON	1	
3	95380-06700	NUT ECROU	1	
4	92990-06600	WASHER, PLATE RONDELLE, PLATE	1	
5	668-43160-01	TILT ROD ASSY BROCHE D'INCLINAISON (ENS.)	1	
6	668-43631-03	LEVER, TILT LEVIER, INCLINAISON	1	
7	90508-18M33	SPRING, TORSION RESSORT, TORSION	1	
8	90386-20M94	BUSH DOUILLE	1	
9	668-43616-00	ROD, TILT LOCK TIGE	1	
10	682-43641-00	LEVER, TILT LEVIER, INCLINAISON	1	
11	90249-06M20	PIN GOUPILLE	1	
12	99080-05600	CIRCLIP CIRCLIP	1	
13	668-43617-00	ROD, TILT LOCK TIGE	1	
14	682-43614-00	PLATE, TILT LOCK ETRIER, VERROUILLAGE MARCHE AR	1	
15	682-43615-01	PLATE, TILT LOCK ETRIER, VERROUILLAGE MARCHE AR	1	
16	682-43611-01	SHAFT, TILT LOCK AXE, VERROUILLAGE MARCHE AR	1	
17	90387-06M20	COLLAR COLLERETTE	1	
18	682-43659-00	SHAFT, REVERSE LOCK AXE, VERROUILLAGE MARCHE AR	1	
19	99080-05600	CIRCLIP CIRCLIP	2	
20	90506-26M01	SPRING, TENSION RESSORT, TENSION	2	UR
	90506-26M07	SPRING, TENSION RESSORT, TENSION	2	UR FOR DUAL THRUST PROP.
21	669-43681-00	LEVER, SHALLOW WATER DRIVE LEVIER	1	
22	669-43643-00	SPRING RESSORT	1	
23	682-43318-01	COVER CAPUCHON	1	
24	97095-06008	BOLT BOULON	1	
25	92990-06600	WASHER, PLATE RONDELLE, PLATE	1	
26	682-43673-00	WASHER 1 RONDELLE 1	2	WITHOUT SHALLOW WATER DRIVE

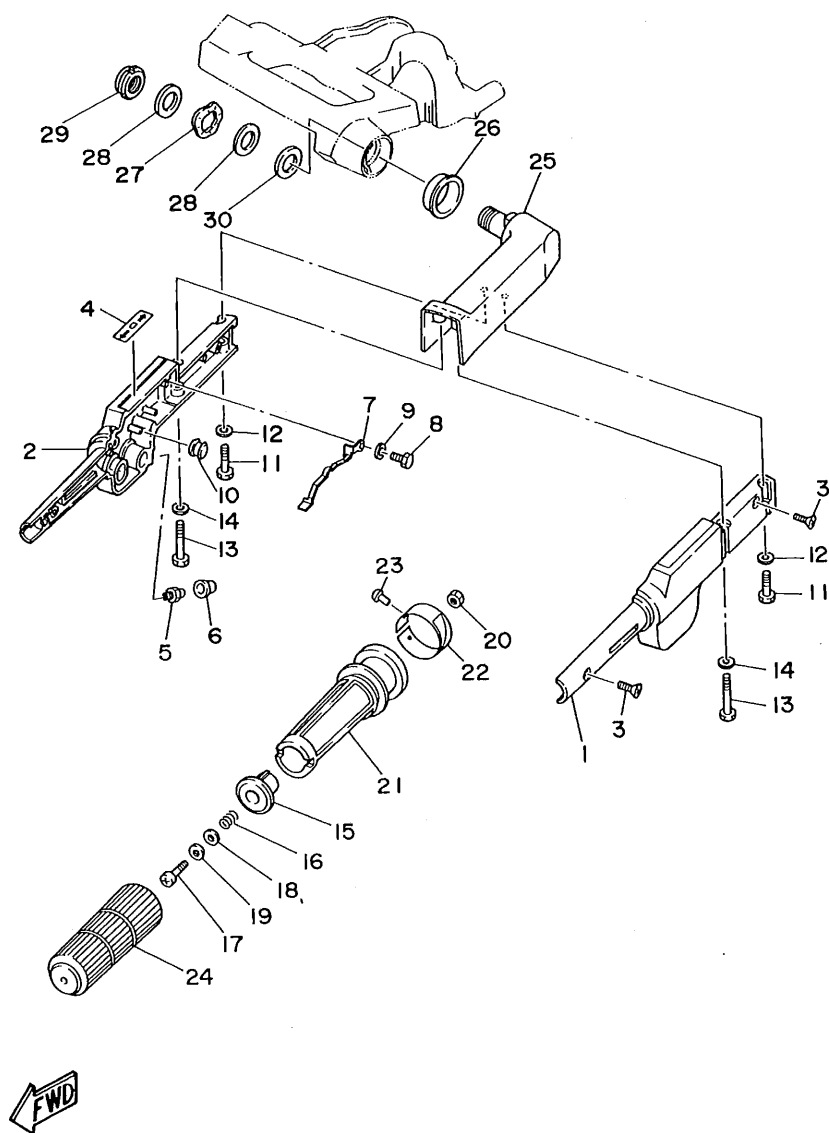


FIG. 14 STEERING (F8BM/F8BEM/F9.9BM/F9.9BEM)  
FIG. 14 DIRECTION (F8BM/F8BEM/F9.9BM/F9.9BEM)

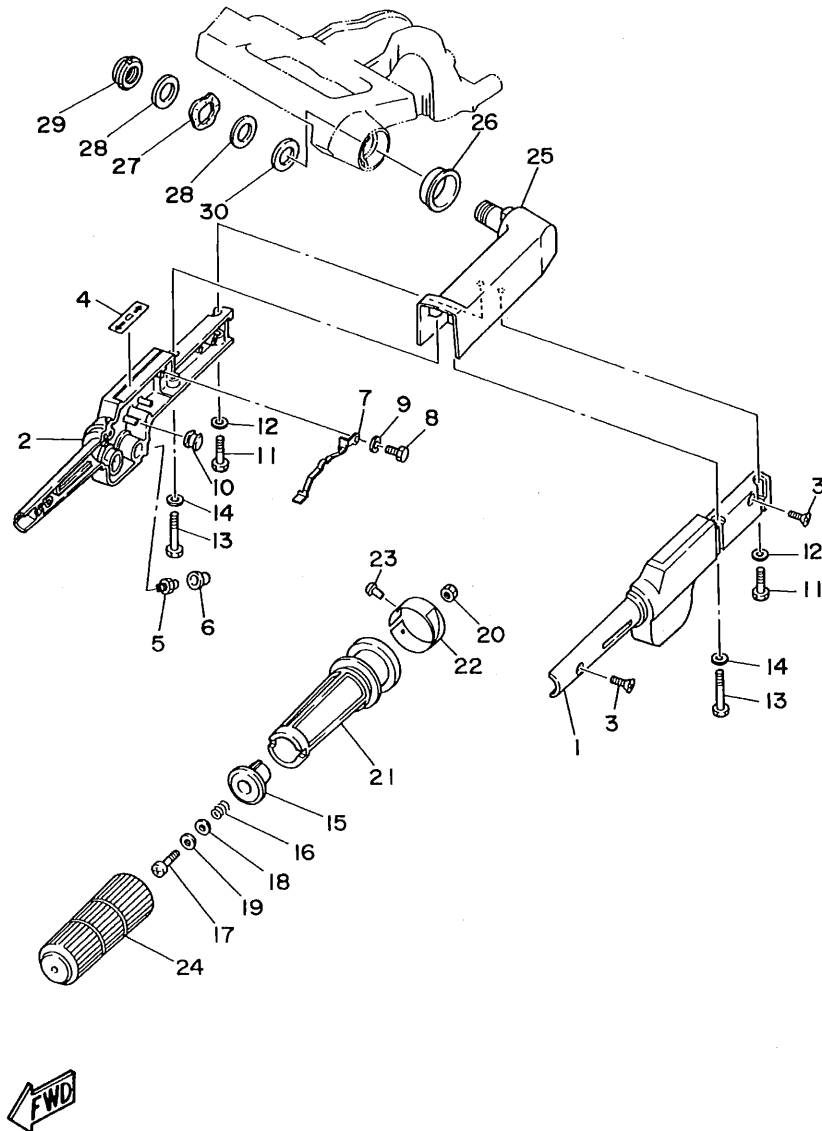
REF. NO.	PART NO. NO. PIECES	DESCRIPTION DESCRIPTION	Q'TY QTE	REMARKS REMARQUES
1	6G8-42111-01-4D	HANDLE, STEERING POIGNEE	1	
2	6G8-42112-02-4D	HANDLE, STEERING POIGNEE	1	
3	98780-05016	SCREW, FLAT HEAD VIS A TETE FRAISEE	2	
4	6G8-44191-00	INDICATOR, SHIFT ETIQUETTE, EMBRAYAGE	1	
5	93700-06M03	NIPPLE, GREASE PION	1	
6	663-45119-00	CAP, GREASE NIPPLE CAPUCHON, GRAISSEUR	1	AP
7	6G8-42147-01	SPRING RESSORT	1	
8	97095-05012	BOLT BOULON	1	
9	92990-05600	WASHER, PLATE RONDELLE, PLATE	1	
10	6H4-42725-00	GROMMET PASSE-FIL	1	
11	97095-06025	BOLT BOULON	2	
12	92990-06600	WASHER, PLATE RONDELLE, PLATE	2	
13	97095-06040	BOLT BOULON	2	
14	92990-06600	WASHER, PLATE RONDELLE, PLATE	2	
15	6G8-42126-01-94	FRICTION, STEERING HANDLE GRIP CUVETTE, POIGNEE DE DIRECTION	1	
16	90501-23M42	SPRING, COMPRESSION RESSORT, COMPRESSION	1	
17	97880-06030	SCREW, PAN HEAD VIS, TETE TRONCONIQUE	1	
18	90201-06049	WASHER, PLATE RONDELLE, PLATE	1	
19	90202-06007	WASHER, PLATE RONDELLE, PLATE	1	
20	95380-06700	NUT ECROU	1	
21	6G8-42119-00	GRIP, STEERING HANDLE POIGNEE, BARRE FRANCHE	1	
22	6G8-42137-01	INDICATOR, THROTTLE INDICATEUR, ACCELERATION	1	UR F9.9B
	6J6-42137-00	INDICATOR, THROTTLE INDICATEUR, ACCELERATION	1	UR F8B
23	90269-02M09	RIVET RIVET	1	
24	6G8-42177-00	RUBBER, HANDLE CAOUTCHOUC, POIGNEE	1	
25	6G8-42113-01-4D	HANDLE, STEERING 3 POIGNEE 3	1	
26	90386-33M56	BUSH DOUILLE	1	
27	90206-20M14	WASHER, WAVE RONDELLE, ONDULEE	1	

D5



FIG. 14 STEERING (F8BM/F8BEM/F9.9BM/F9.9BEM)  
 FIG. 14 DIRECTION (F8BM/F8BEM/F9.9BM/F9.9BEM)

REF. NO.	PART NO. NO. PIECES	DESCRIPTION DESCRIPTION	Q'TY QTE	REMARKS REMARQUES
28	90201-20M00	WASHER, PLATE RONDELLE, PLATE	2	
29	90185-20M03	NUT, SELF-LOCKING ECROU, AUTO-BLOCANT	1	
30	90202-20M33	WASHER, PLATE RONDELLE, PLATE	1	



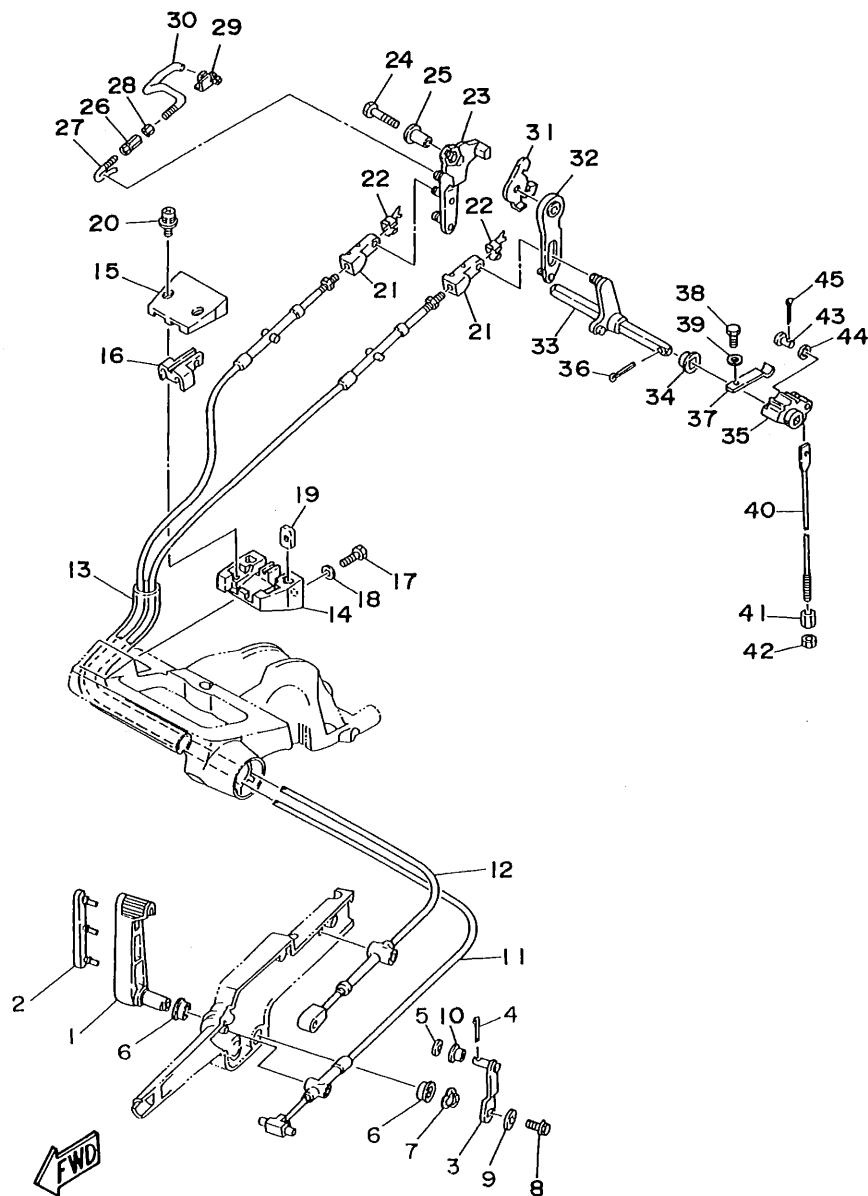


FIG. 15 CONTROL

COMMANDE

REF. NO.	PART NO. NO. PIECES	DESCRIPTION DESCRIPTION	Q'TY QTE	REMARKS REMARQUES
1	6G8-44121-00-98	LEVER, SHIFT ROD LEVIER, TIGE D'INVERSION	1	
2	6G8-42129-00	BUSHING, RUBBER DOUILLE, CAOUTCHOUC	1	
3	6G8-44123-00	ARM, SHIFT ROD BRAS, TIGE D'INVERSION	1	
4	91490-16010	PIN, COTTER GOUILLE	1	
5	92990-05200	WASHER, PLAIN RONDELLE, PLATE	1	
6	90386-12069	BUSH DOUILLE	2	
7	90206-12052	WASHER, WAVE RONDELLE, ONDULEE	1	
8	97513-06216	BOLT, WITH WASHER VIS HEXAGONAL	1	
9	90201-06M94	WASHER, PLATE RONDELLE, PLATE	1	
10	90386-05M54	BUSH DOUILLE	1	
11	6G8-48311-02	CABLE	1	UR
	6G8-48311-11	CABLE	1	UR FOR HANDY REMOTE CONTROL
12	6G8-48321-01	CABLE	1	UR
	6G8-48321-10	CABLE	1	UR FOR HANDY REMOTE CONTROL
13	90445-24M00	HOSE DURITE	1	UR
	90445-20ME5	HOSE DURITE	1	UR FOR HANDY REMOTE CONTROL
14	6G8-41661-00-98	BRACKET SUPPORT	1	
15	6G8-41662-00-98	BRACKET SUPPORT	1	
16	6G8-41663-00	BRACKET 3 SUPPORT 3	1	
17	97095-06016	BOLT BOULON	2	
18	92990-06600	WASHER, PLATE RONDELLE, PLATE	2	
19	6G8-41654-00	NUT ECROU	2	
20	90159-05M06	SCREW, WITH WASHER VIS, AVEC RONDELLE	2	
21	6G8-26363-00	END, CABLE EMBOUT DE CABLE	2	
22	6G8-26364-00	END, CABLE 2 EMBOUT, DE CABLE	2	
23	6G8-41212-00	ARM, ACCEL. BRAS	1	
24	97095-06030	BOLT BOULON	1	
25	90387-06M58	COLLAR COLLERETTE	1	

D7

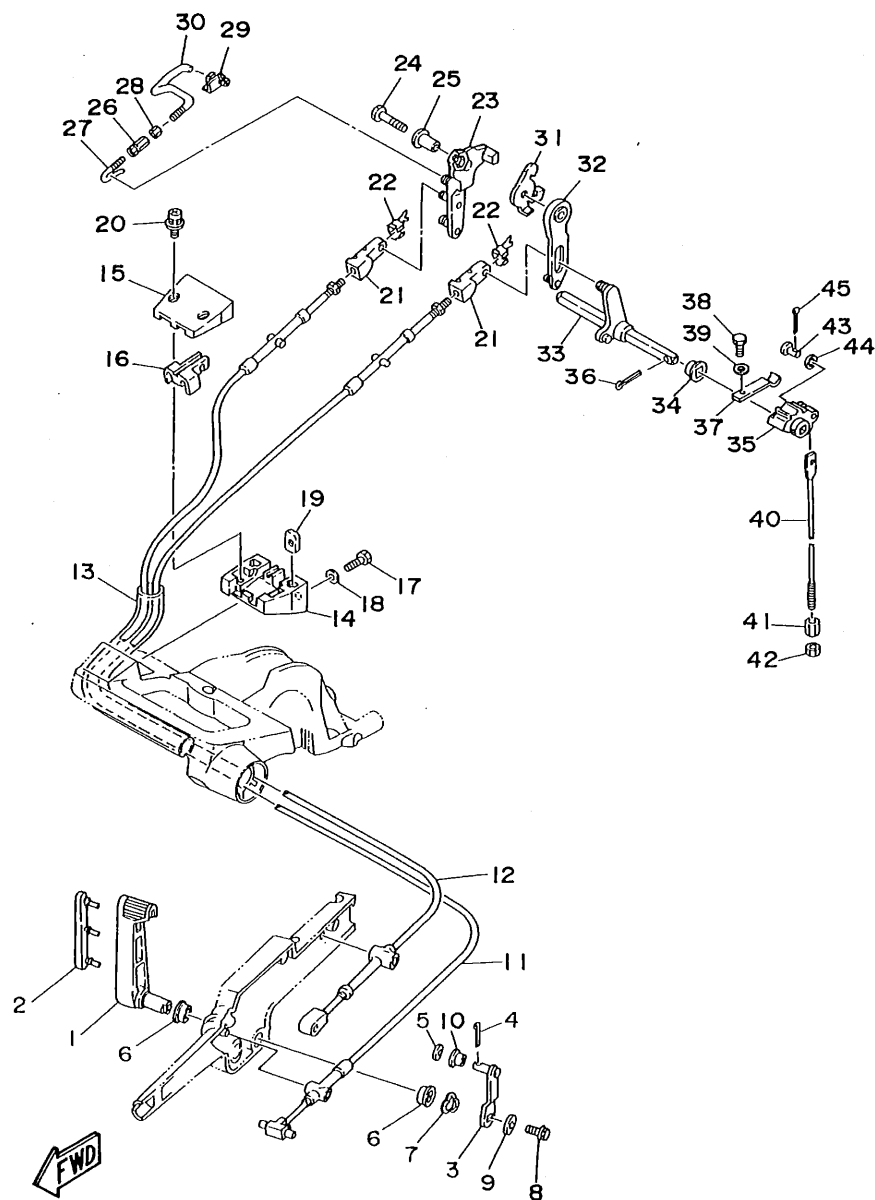


FIG. 15 CONTROL

COMMANDE

REF. NO.	PART NO. NO. PIECES	DESCRIPTION DESCRIPTION	Q'TY QTE	REMARKS REMARQUES
26	668-41238-01	JOINT, LINK RACCORD	1	
27	668-41241-01	ROD, LINK BIELLETTE	1	
28	95303-04600	NUT ECROU	1	
29	668-41237-01	JOINT, LINK RACCORD	1	
30	668-41242-01	ROD 2 TIGE 2	1	
31	668-14493-00	STAY 1 SUPPORT 1	1	UR F9.9B
	6J6-14493-00	STAY 1 SUPPORT 1	1	UR F8B
32	668-44111-00	HANDLE, GEAR SHIFT POIGNEE, LEVIER D'EMBRAYAGE	1	
33	668-44159-00	HANDLE, GEAR SHIFT POIGNEE, LEVIER D'EMBRAYAGE	1	
34	682-44132-00	BUSHING COUSSINET	1	
35	682-44121-01	LEVER, SHIFT ROD LEVIER, TIGE D'INVERSION	1	
36	91490-25020	PIN, COTTER GOUPILLE	1	
37	682-44116-01	SPRING RESSORT	1	
38	97095-06014	BOLT BOULON	1	
39	92990-06600	WASHER, PLATE RONDELLE, PLATE	1	
40	669-44143-00	ROD, SHIFT TIGE D'EMBRAYAGE	1	UR SHORT
	668-44143-10	ROD, SHIFT TIGE D'EMBRAYAGE	1	UR LONG
41	90170-06015	NUT ECROU	1	
42	95380-06700	NUT ECROU	1	
43	91790-05020	PIN, CLEVIS AXE D'ARTICULATION	1	
44	92990-05600	WASHER, PLATE RONDELLE, PLATE	1	
45	91490-16010	PIN, COTTER GOUPILLE	1	

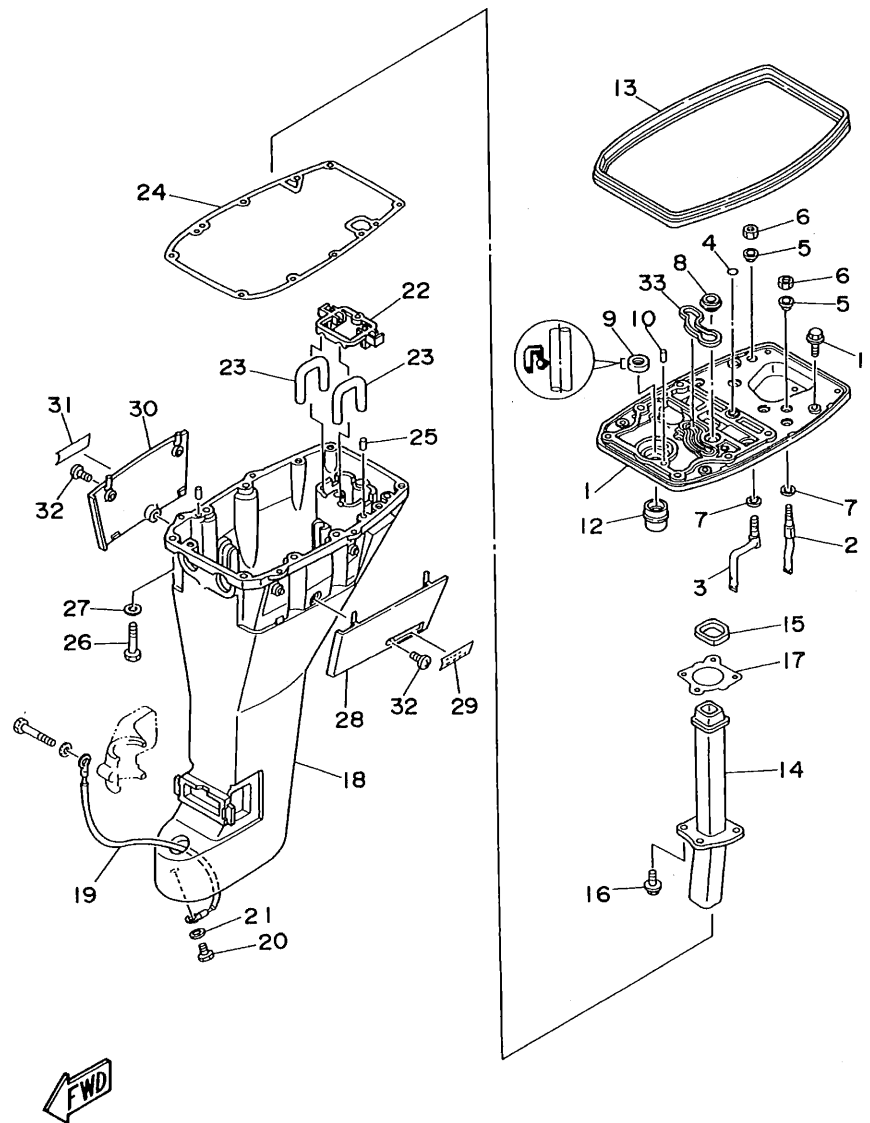


FIG. 16 UPPER CASING

FOURREAU

REF. NO.	PART NO. NO. PIECES	DESCRIPTION DESCRIPTION	Q'TY QTE	REMARKS REMARQUES
1	6G8-41137-04-94	GUIDE, EXHAUST COLLECTEUR D'ECHAPPEMENT	1	
2	6G8-12483-00	PIPE 3 DURITE 3	1	
3	6G8-12484-00	PIPE 4 DURITE 4	1	
4	93210-08M60	O-RING JOINT TORIQUE	1	
5	90386-10M70	BUSH DOUILLE	2	
6	95380-10700	NUT ECRou	2	
7	90202-10M03	WASHER, PLATE RONDELLE, PLATE	2	
8	6G8-44367-00	DAMPER, WATER SEAL JOINT TUBE D'EAU	1	
9	93101-13M27	OIL SEAL JOINT SPY	1	
10	93606-12019	PIN, DOWEL GOUPILE	2	
11	97595-06520	BOLT, WITH WASHER BOULON, AVEC RONDELLE	2	
12	6G8-45135-00	PIPE TUYAU	1	
13	6G8-42716-00	RUBBER, SEAL 1 JOINT EN CAOUTCHOUC 1	1	
14	6G8-41131-01	MANIFOLD, EXT. 1 PIPE D'ECHAPPEMENT	1	
15	6G8-41138-00	SEAL, EXT. 1 JOINT DE GROUPE 1	1	
16	90105-06M33	BOLT, WASHER BASED BOULON, AVEC RONDELLE	4	
17	6G8-41133-A0	GASKET, EXHAUST MANIFOLD 1 JOINT, PIPE D'ECHAPPEMENT	1	
18	6G9-45111-03-4D	CASING, UPPER FOURREAU	1	UR SHORT
	6G8-45111-13-4D	CASING, UPPER FOURREAU	1	UR LONG
19	6G8-82149-00	WIRE, LEAD 3 FIL 3	1	
20	97095-06012	BOLT BOULON	1	
21	92990-06600	WASHER, PLATE RONDELLE, PLATE	1	
22	6G8-45151-10	COVER, UPPER CASING CAPUCHON, FOURREAU	1	
23	6G8-45136-00	PIPE DURITE	1	
24	6G8-45113-A1	GASKET, UPPER CASING JOINT, TUBE D'ARBRE	1	
25	93606-12019	PIN, DOWEL GOUPILE	2	
26	97095-08040	BOLT BOULON	6	
27	92990-08600	WASHER, PLATE RONDELLE, PLATE	6	

E2

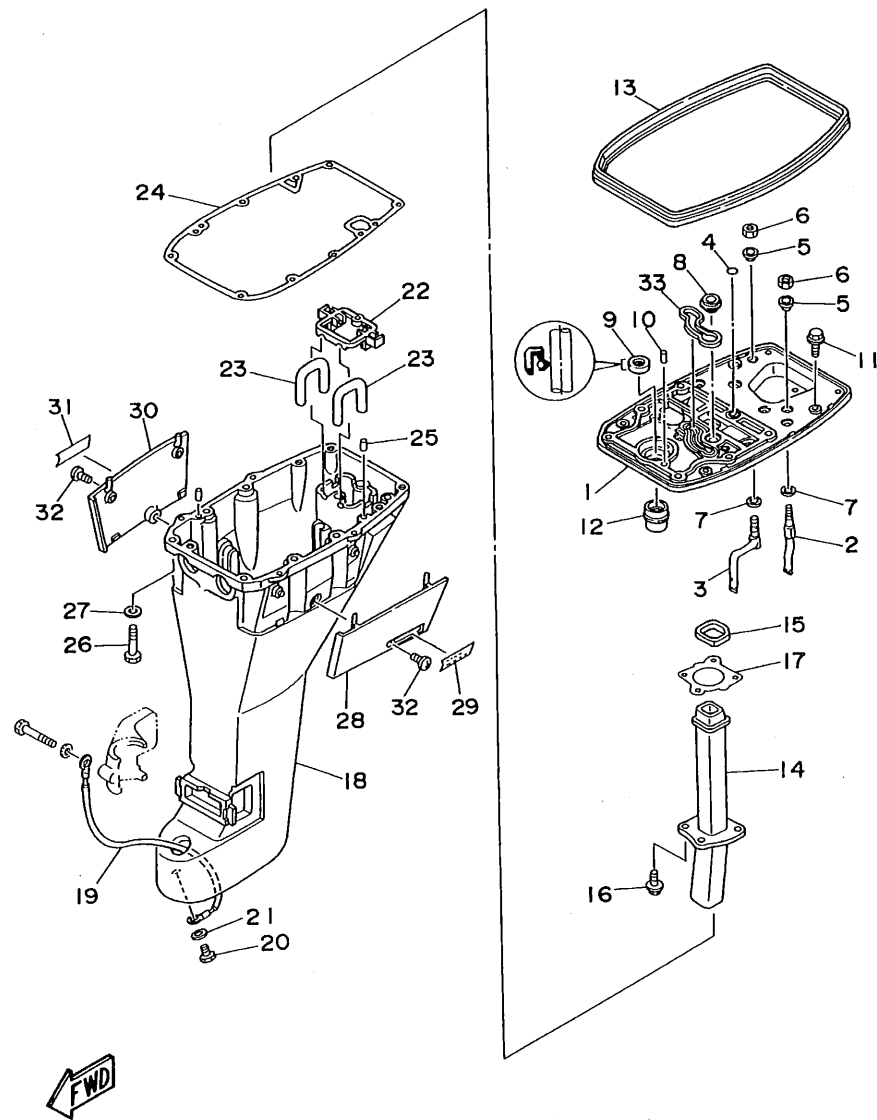


FIG. 16 UPPER CASING

FOURREAU

REF. NO.	PART NO. NO. PIECES	DESCRIPTION DESCRIPTION	Q'TY QTE	REMARKS REMARQUES
28	6G8-42741-00-4D	APRON	1	
29	6G8-42791-00	CAPOT LATERAL	1	
30	6G8-42771-00-4D	MARK 1	1	
31	6G8-42792-00	ETIQUETTE 1	1	
32	90157-06M04	APRON	1	
33	6G8-11355-00	CAPOT LATERAL	1	
		MARK	1	
		ETIQUETTE	1	
		SCREW, PAN HEAD	2	
		VIS, TETE TRONCONIQUE	2	
		SEAL, CYLINDER 1	1	
		JOINT, SPY CYLINDRE	1	

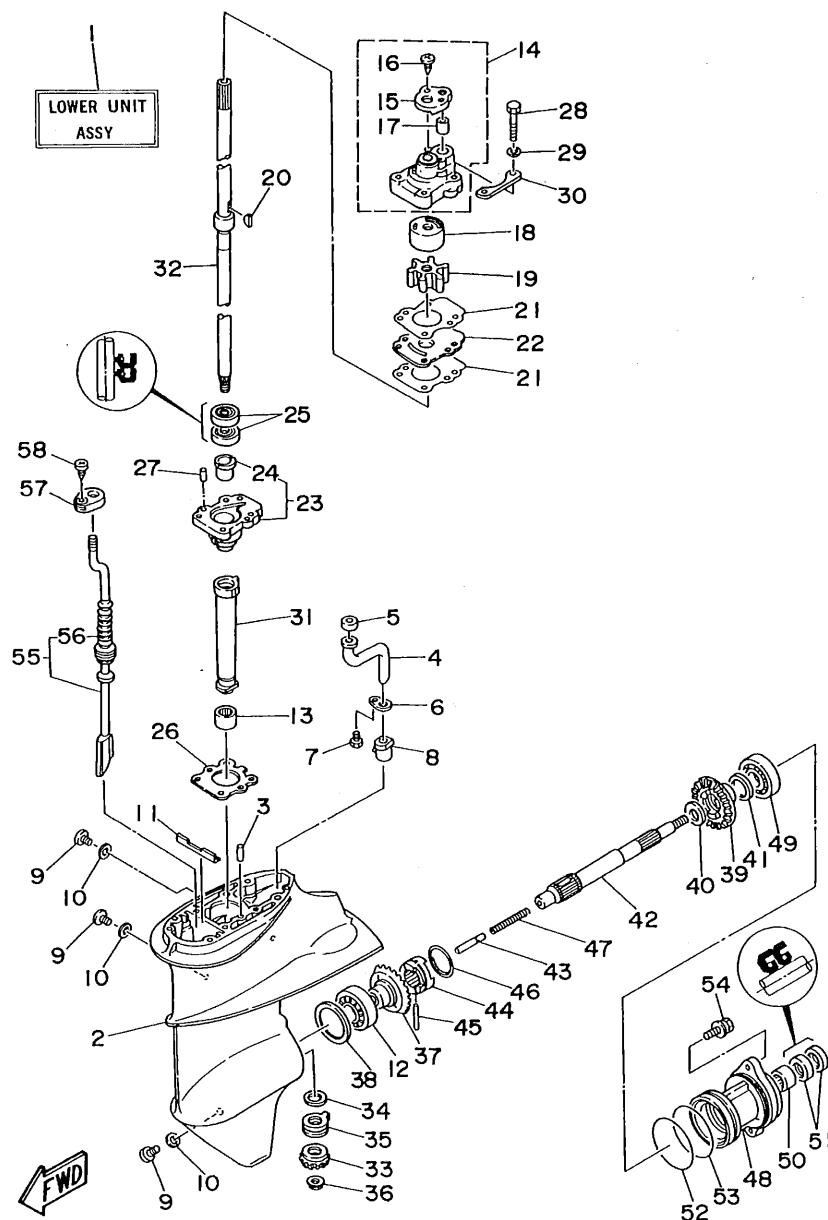


FIG. 17 LOWER CASING. DRIVE 1

BOITIER D'HELICE, TRANSMISSION 1

REF. NO.	PART NO. NO. PIECES	DESCRIPTION DESCRIPTION	Q'TY QTE	REMARKS REMARQUES
1	669-45300-06-4D	LOWER UNIT ASSY UNITE INFERIEURE (ENS.) (REF.NO. 2 ~ 58)	1	UR SHORT
	669-45300-16-4D	LOWER UNIT ASSY UNITE INFERIEURE (ENS.) (REF.NO. 2 ~ 58)	1	UR LONG
2	6E8-45311-00-4D	CASING, LOWER BOITIER D'HELICE	1	
3	93604-08062	PIN, DOWEL CLAVETTE	1	
4	683-44362-01	TUBE, WATER TUBE D'EAU	1	
5	683-44365-01	DAMPER, WATER SEAL JOINT, TUBE D'EAU	1	
6	683-44373-00	SET PLATE, WATER TUBE BRIDE, TUBE D'EAU	1	
7	97095-06010	BOLT BOULON	1	
8	6E7-44366-00	DAMPER, WATER SEAL JOINT, TUBE D'EAU	1	
9	90340-08M04	PLUG, STRAIGHT SCREW PLOT, FILETE DROIT	3	
10	90430-08020	GASKET JOINT	3	
11	682-45376-01	GUIDE, SEAL DAMPER BUTEE, JOINT CAOUTCHOUC	1	
12	93332-00005	BEARING ROULEMENT	1	
13	93315-314V8	BEARING, CYLINDRICAL ROULEMENT	1	
14	682-44300-01	HOUSING WATER PUMP ASSY CORPS POMPE A EAU (ENS)	1	
15	682-44312-00	.COVER, WATER PUMP HOUSING .COUVERCLE	1	
16	97780-40112	.SCREW, TAPPING .VIS, TETE BOMBEE	2	
17	682-44365-00	.DAMPER, WATER SEAL .JOINT, TUBE D'EAU	1	
18	682-44322-00	INSERT, CARTRIDGE CUVETTE	1	
19	682-44352-01	IMPELLER TURBINE	1	
20	90280-03024	KEY, WOODRUFF CLAVETTE, DEMI-LUNE	1	
21	682-44315-A0	GASKET, WATER PUMP JOINT, POMPE A EAU	2	
22	682-44323-00	OUTER PLATE, CARTRIDGE PLAQUE EXTERIEURE	1	
23	6E7-45331-00-5B	HOUSING, BEARING FLASQUE, ROULEMENT	1	
24	626-45316-09	.BUSHING, DRIVE SHAFT .DOUILLE, ARBRE MOTEUR	1	
25	93101-20048	OIL SEAL JOINT SPY	2	
26	683-45315-A0	PACKING, LOWER CASING JOINT, BOITIER D'HELICE	1	

E4

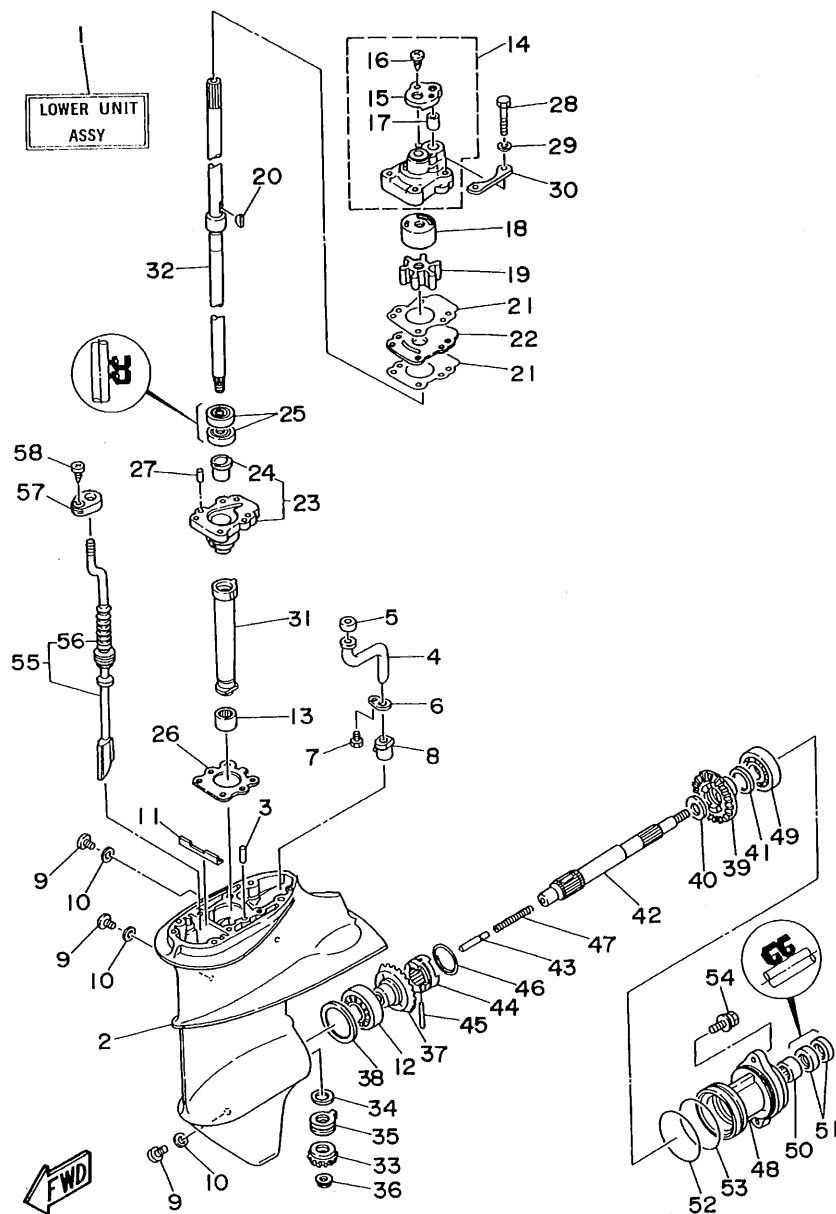


FIG. 17 LOWER CASING. DRIVE 1

BOITIER D'HELICE, TRANSMISSION 1

REF. NO.	PART NO. NO. PIECES	DESCRIPTION DESCRIPTION	Q'TY QTE	REMARKS REMARQUES
27	93606-12019	PIN, DOWEL GOUPILLE	2	
28	97095-06045	BOLT BOULON	4	
29	92990-06600	WASHER, PLATE RONDELLE, PLATE	4	
30	682-44328-00	PLATE PLAQUETTE	2	
31	6E7-45536-00	SLEEVE, DRIVE SHAFT MANCHON, ARBRE MOTEUR	1	
32	6G9-45501-01	DRIVE SHAFT COMP. ARBRE MOTEUR COMP.	1	UR SHORT
	6G9-45501-11	DRIVE SHAFT COMP. ARBRE MOTEUR COMP.	1	UR LONG
33	6E7-45551-00	PINION PIGNON D'ATTAQUE	1	
34	6E8-45587-00-13	SHIM (T:1.13MM) CALE (T:1.13MM)	1	UR
	6E8-45587-00-20	SHIM (T:1.20MM) CALE (T:1.20MM)	1	UR
35	93341-414V1	BEARING, THRUST CEREAUX DE DIRECTION	1	
36	90179-08M06	NUT ECROU	1	
37	6E7-45560-00	GEAR PIGNON	1	
38	664-45567-01-10	SHIM (T:0.10MM) CALE (T:0.10MM)	1	UR
	664-45567-01-12	SHIM (T:0.12MM) CALE (T:0.12MM)	1	UR
	664-45567-01-15	SHIM (T:0.15MM) CALE (T:0.15MM)	1	UR
	664-45567-01-18	SHIM (T:0.18MM) CALE (T:0.18MM)	1	UR
	664-45567-01-30	SHIM (T:0.30MM) CALE (T:0.30MM)	1	UR
	664-45567-01-40	SHIM (T:0.40MM) CALE (T:0.40MM)	1	UR
	664-45567-01-50	SHIM (T:0.50MM) CALE (T:0.50MM)	1	UR
39	6E7-45571-00	GEAR PIGNON	1	
40	90201-17682	WASHER, PLATE RONDELLE, PLATE	1	
41	626-45577-00-01	SHIM (0.1MM) CALE (0.1MM)	1	UR
	626-45577-00-03	SHIM (0.3MM) CALE (0.3MM)	1	UR
	626-45577-00-05	SHIM (0.5MM) CALE (0.5MM)	1	UR
42	683-45611-00	SHAFT, PROPELLER ARBRE, HELICE	1	
43	650-45635-00	PLUNGER, SHIFT POUSOIR D'EMBRAYAGE	1	
44	682-45631-00	CLUTCH, DOG CRABOT	1	

E5

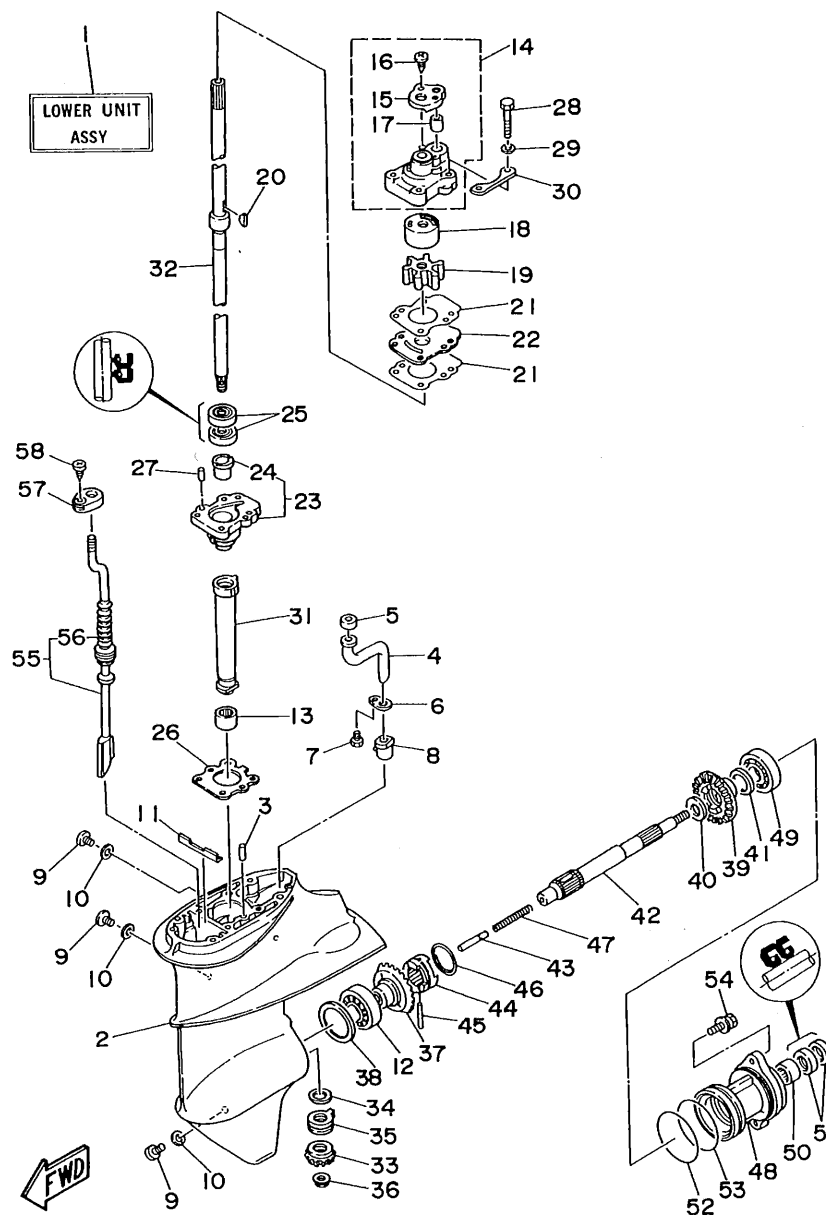


FIG. 17 LOWER CASING. DRIVE 1

BOITIER D'HELICE, TRANSMISSION 1

REF. NO.	PART NO. NO. PIECES	DESCRIPTION DESCRIPTION	Q'TY QTE	REMARKS REMARQUES
45	90250-05010	PIN, STRAIGHT GOUPILLE, DROITE	1	
46	648-45633-00	RING, CROSS PIN JONC, GOUPILLE CRABOT	1	
47	90501-14M06	SPRING, COMPRESSION RESSORT, COMPRESSION	1	
48	683-45361-01-40	CAP, LOWER CASING COUVERCLE, BOITIER D'HELICE	1	
49	93306-00519	BEARING ROULEMENT	1	
50	93315-317U2	BEARING, CYLINDRICAL ROULEMENT	1	
51	93101-17054	OIL SEAL JOINT SPY	2	
52	93210-57M09	O-RING JOINT TORIQUE	1	
53	93210-56M80	O-RING JOINT TORIQUE	1	
54	97595-06520	BOLT, WITH WASHER VIS HEXAGONAL	2	
55	669-44150-00	SHIFT CAM ASSY CAME D'INVERSION	1	UR SHORT
	669-44150-10	SHIFT CAM ASSY CAME D'INVERSION	1	UR LONG
56	682-44147-00	.BOOT, SHIFT ROD .SOUFFLET, TIGE D'INVERSION	1	
57	682-44176-00	BRACKET SUPPORT	1	
58	97780-50110	SCREW, TAPPING VIS, TETE BOMBEE	1	

E6



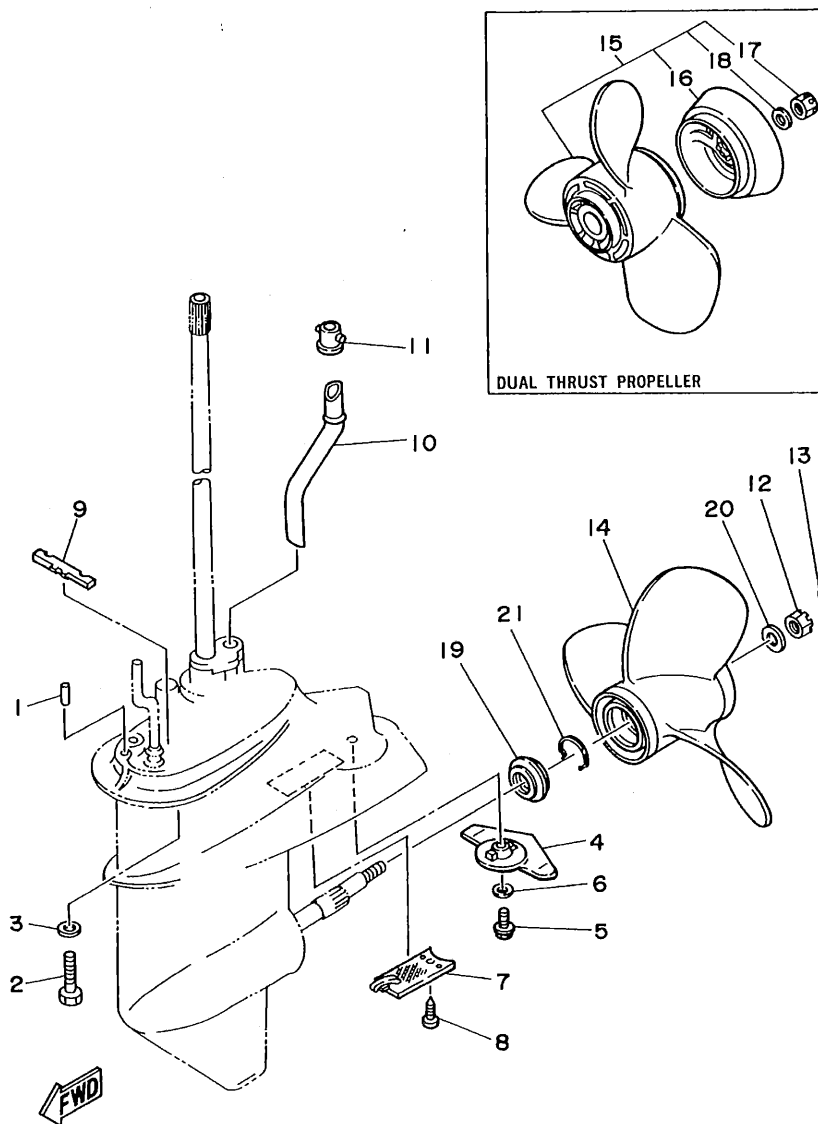


FIG. 18 LOWER CASING. DRIVE 2

BOITIER D'HELICE, TRANSMISSION 2

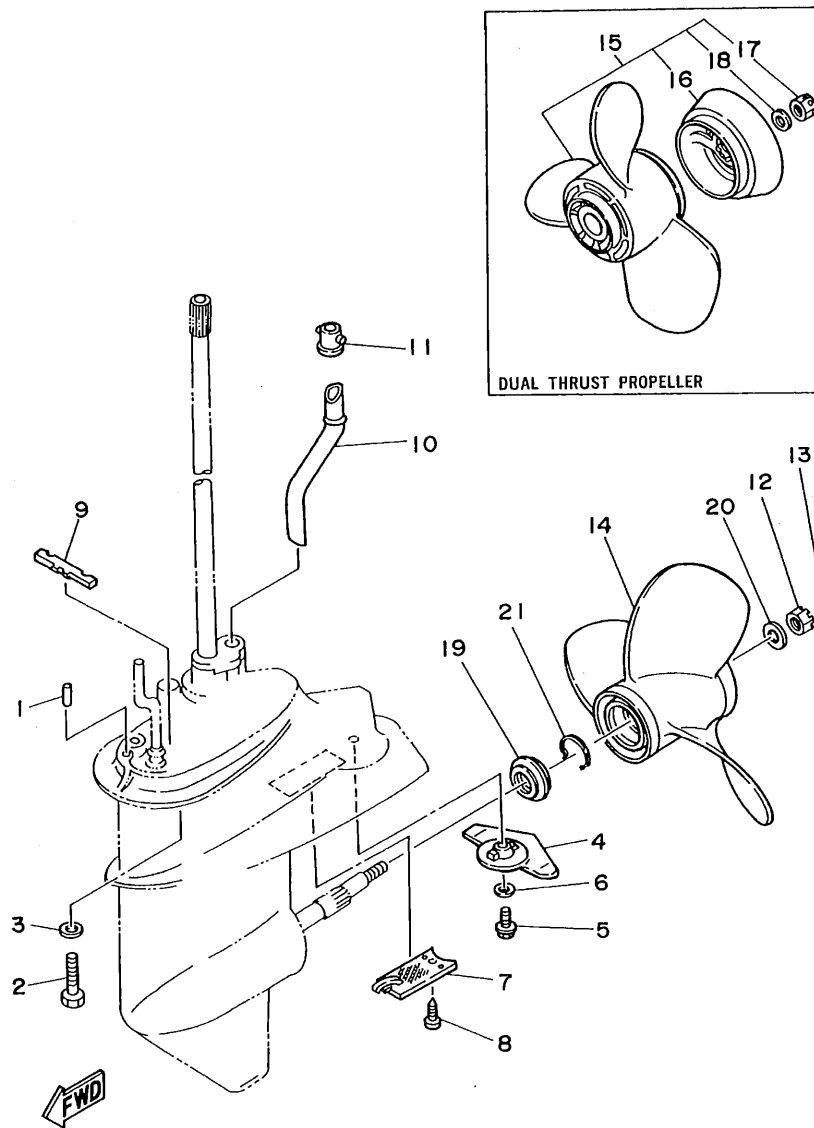
REF. NO.	PART NO. NO. PIECES	DESCRIPTION DESCRIPTION	Q'TY QTE	REMARKS REMARQUES
1	93606-12019	PIN, DOWEL GOUPILLE	2	
2	97090-08035	BOLT BOULON	4	
3	92990-08600	WASHER, PLATE RONDELLE, PLATE	4	
4	6E8-45251-01	ANODE ANODE	1	
5	95895-06020	BOLT, FLANGE BOULON	1	
6	92990-06300	WASHER, INTERNAL TOOTH RONDELLE, DENTURE INTERNE	1	
7	6E7-45214-00	COVER, WATER INLET GRILLE, ENTREE D'EAU	1	
8	98580-05012	SCREW, PAN HEAD VIS	1	
9	682-45375-01	DAMPER, SEAL BOURRELET, CAOUTCHOUC	1	
10	6G9-44361-00	TUBE, WATER TUBE D'EAU	1	UR SHORT
	6G8-44361-10	TUBE, WATER TUBE D'EAU	1	UR LONG
11	626-44365-01	DAMPER, WATER SEAL JOINT, TUBE D'EAU	1	
12	90171-10M01	NUT, CASTLE ECROU, CRENELE	1	
13	91490-30020	PIN, COTTER GOUPILLE	1	UR
	91490-30030	PIN, COTTER GOUPILLE	1	UR FOR DUAL THRUST PROP.
14	683-45949-00-EL	PROPELLER (3X9-1/2"X6-1/2"-J) HELICE (3X9-1/2"X6-1/2"-J)	1	UR
	683-45947-00-EL	PROPELLER (3X9-1/4"X8"-J) HELICE (3X9-1/4"X8"-J)	1	UR
	683-45945-00-EL	PROPELLER (3X9-1/4"X9"-J) HELICE (3X9-1/4"X9"-J)	1	UR
	683-45952-00-EL	PROPELLER (3X9-1/4"X9-3/4"-J) HELICE (3X9-1/4"X9-3/4"-J)	1	UR
	683-45943-00-EL	PROPELLER (3X9-1/4"X10-1/2"-J) HELICE (3X9-1/4"X10-1/2"-J)	1	UR
	683-45941-00-EL	PROPELLER (3X9-1/4"X12"-J) HELICE (3X9-1/4"X12"-J)	1	UR
15	683-W4591-02-EL	PROPELLER (3X9-3/4"X8"-J) HELICE (3X9-3/4"X8"-J)	1	UR FOR DUAL THRUST PROP.
	683-W4592-02-EL	PROPELLER (3X9-3/4"X6-1/2"-J) HELICE (3X9-3/4"X6-1/2"-J)	1	UR FOR DUAL THRUST PROP.
16	6E7-45986-00	.RING, DEFLECTOR .DEFLECTEUR DE CERCLE	1	
17	90171-10M07	.NUT, CASTLE .ECROU, CRENELE	1	
18	90201-10M02	.WASHER, PLATE .RONDELLE, PLATE	1	
19	6G9-45987-00	SPACER ENTRETOISE	1	
20	90201-10M01	WASHER, PLATE RONDELLE, PLATE	1	

E7

FIG. 18 LOWER CASING. DRIVE 2

BOITIER D'HELICE, TRANSMISSION 2

REF. NO.	PART NO. NO. PIECES	DESCRIPTION DESCRIPTION	Q'TY QTE	REMARKS REMARQUES
21	93450-10M05	CIRCLIP CIRCLIP	1	



F1

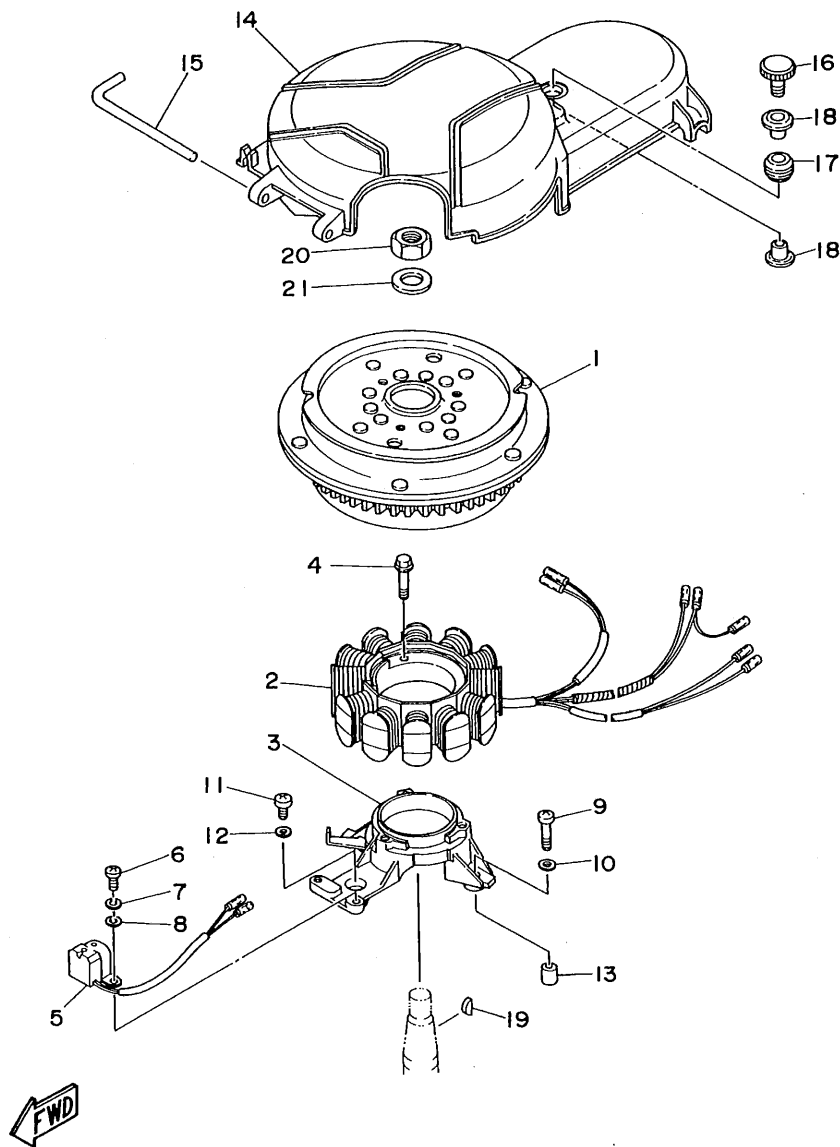


FIG. 19 GENERATOR

GENERATRICE

REF. NO.	PART NO. NO. PIECES	DESCRIPTION DESCRIPTION	Q'TY QTE	REMARKS REMARQUES
1	6G8-85550-11	ROTOR ASSY	1	UR M
	6G8-85550-01	ROTOR CPLT		
	6G8-85550-01	ROTOR ASSY	1	UR E/EM
	6G8-85550-01	ROTOR CPLT		
2	6G9-85510-01	STATOR ASSY	1	
	6G9-85510-01	STATOR CPLT		
3	6G8-85561-00-94	BASE, MAGNETO	1	
	6G8-85561-00-94	BASE, MAGNETO		
4	95024-06025	BOLT, FLANGE	3	
	95024-06025	BOULON, A COLLERETTE		
5	6G8-85580-02	COIL, PULSER	1	
	6G8-85580-02	BOBINE, PULSEUR		
6	98580-05012	SCREW, PAN HEAD	2	
	98580-05012	VIS		
7	92990-05100	WASHER, SPRING	2	
	92990-05100	RONDELLE, GROWER		
8	92990-05600	WASHER, PLATE	2	
	92990-05600	RONDELLE, PLATE		
9	98580-06025	SCREW, PAN HEAD	2	
	98580-06025	VIS		
10	92990-06600	WASHER, PLATE	2	
	92990-06600	RONDELLE, PLATE		
11	98580-06020	SCREW, PAN HEAD	1	
	98580-06020	VIS		
12	92990-06600	WASHER, PLATE	1	
	92990-06600	RONDELLE, PLATE		
13	99530-08012	PIN, DOWEL	2	
	99530-08012	GOUJON, D'ASSEMBLAGE		
14	6G8-81337-01	COVER, FLYWHEEL	1	
	6G8-81337-01	COUVERCLE, VOLANT		
15	6G8-42752-00	SHAFT	1	
	6G8-42752-00	AXE		
16	6G8-81323-00	SCREW 1	1	
	6G8-81323-00	VIS 1		
17	90480-15M31	GROMMET	1	
	90480-15M31	PASSE-FIL		
18	90387-06M71	COLLAR	2	
	90387-06M71	COLLERETTE		
19	90280-16053	KEY, WOODRUFF	1	
	90280-16053	CLAVETTE, DEMI-LUNE		
20	90170-12066	NUT	1	
	90170-12066	ECROU		
21	90201-12472	WASHER, PLATE	1	
	90201-12472	RONDELLE, PLATE		

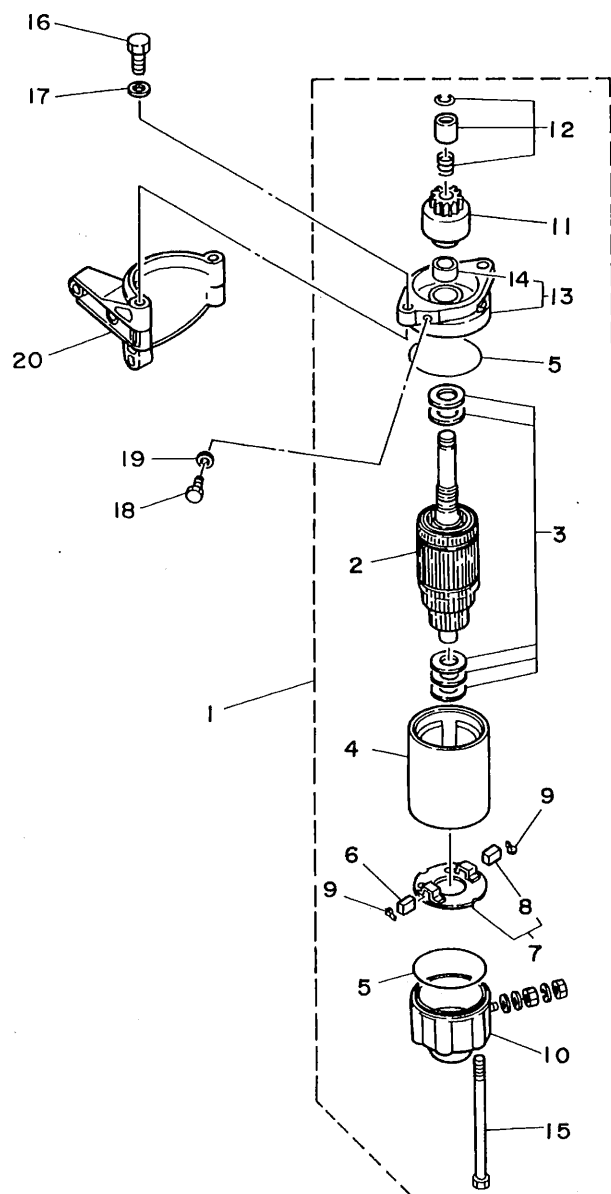


FIG. 20 STARTING MOTOR (F8BE/F8BEM/F9.9BE/F9.9BEM)  
FIG. 20 DEMARREUR ELECTRIQUE (F8BE/F8BEM/F9.9BE/F9.9BEM)

REF. NO.	PART NO. NO. PIECES	DESCRIPTION DESCRIPTION	Q'TY QTE	REMARKS REMARQUES
1	668-81800-11	STARTING MOTOR ASSY DEMARREUR ELECTRIQUE COMPLET	1	
2	689-81850-12	.ARMATURE ASSY .INDUIT	1	
3	689-81809-11	.WASHER KIT .JEU DE RONDELLES	1	
4	689-81810-11	.STATOR ASSY .STATOR COMPLET	1	
5	689-81847-11	.O-RING .JOINT TORIQUE	2	
6	689-81811-11	.BRUSH 1 .CHARBON 1	1	
7	689-81840-11	.BRUSH HOLDER ASSY .SUPPORT DE CHARBON	1	
8	689-81812-11	..BRUSH 2 ..CHARBON 2	1	
9	689-81813-10	.SPRING, BRUSH .RESSORT, DE CHARBON	2	
10	689-81820-11	.REAR BRACKET ASSY .SUPPORT ARRIERE COMPLET	1	
11	689-81807-12	.GEAR ASSY, STARTING MOTOR .PIGNON, DEMARREUR ELECTRIQUE	1	
12	689-81857-11	.PINION STOPPER SET .BUTEE PIGNON	1	
13	6F5-81830-11	.FRONT BRACKET ASSY .SUPPORT AVANT	1	
14	689-81831-00	..METAL, FRONT ..METAL, AVANT	1	
15	689-81826-10	.BOLT .BOULON	2	
16	97013-08025	BOLT BOULON	2	
17	92990-08600	WASHER, PLATE RONDELLE, PLATE	2	
18	97395-08016	BOLT BOULON	1	
19	92990-08600	WASHER, PLATE RONDELLE, PLATE	1	
20	668-81822-40-94	BRACKET, STARTING MOTOR SUPPORT, DEMARREUR ELECTRIQUE	1	

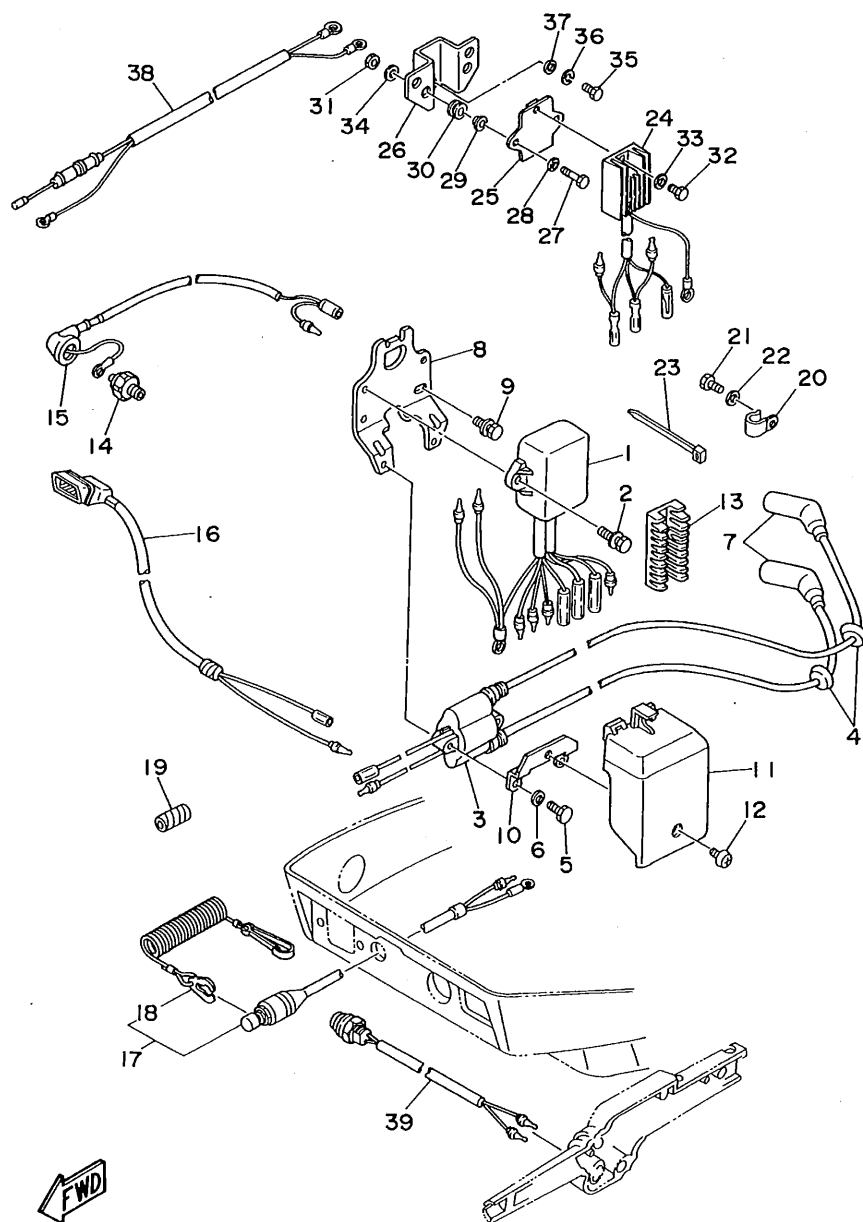


FIG. 21 ELECTRICAL 1

PARTIE ELECTRIQUE 1

REF. NO.	PART NO. NO. PIECES	DESCRIPTION DESCRIPTION	Q'TY QTE	REMARKS REMARQUES
1	6G9-85540-21	C.D.I. UNIT ASSY BLOC C.D.I.	1	
2	97595-06520	BOLT, WITH WASHER VIS HEXAGONAL	2	
3	6G8-85570-21	IGNITION COIL ASSY BOBINE D'ALLUMAGE (ENS.)	1	
4	90480-25161	GROMMET PASSE-FIL	2	
5	97095-06025	BOLT BOULON	2	
6	92990-06600	WASHER, PLATE RONDELLE, PLATE	2	
7	6G8-82370-20	PLUG CAP ASSY ANTIPARASITE	2	
8	6G8-85542-00	BRACKET SUPPORT	1	
9	97595-06520	BOLT, WITH WASHER VIS HEXAGONAL	2	
10	6G8-85525-00	PLATE PLAQUE	1	
11	6G8-81916-00	COVER, TERMINAL COUVERCLE, BORNE	1	
12	98980-06008	SCREW, BIND VIS	1	
13	6G8-82522-00	CLAMP, COUPLER BRIDE, DE CONNECTEUR	1	
14	6G8-82504-00	OIL PRESSURE SWITCH ASSY CONTACTEUR DE PRESSION D'HUILE	1	
15	6G8-82127-00	WIRE, LEAD 2 FIL 2	1	
16	6G8-83582-01	PILOT LIGHT ASSY LAMPE-TEMOIN COMPLET	1	
17	6G8-82575-00	ENGINE STOP SWITCH ASSY COUPE CIRCUIT CPLT	1	M/EM
18	682-82556-00	.STOPPER .PLAQUETTE	1	
19	90446-10M02	HOSE DURITE	1	
20	90465-08028	CLAMP BRIDE	1	
21	97013-06012	BOLT BOULON	1	
22	92990-06600	WASHER, PLATE RONDELLE, PLATE	1	
23	90465-13M11	CLAMP BRIDE	1	
24	6J8-81960-00	RECTIFIER & REGULATOR ASSY REDRESSEUR REGULATEUR CPLT	1	
25	6G9-81948-00	BRACKET JOINT TORIQUE	1	
26	6G8-81948-02	BRACKET JOINT TORIQUE	1	
27	97095-06025	BOLT BOULON	2	
28	92990-06600	WASHER, PLATE RONDELLE, PLATE	2	

F4

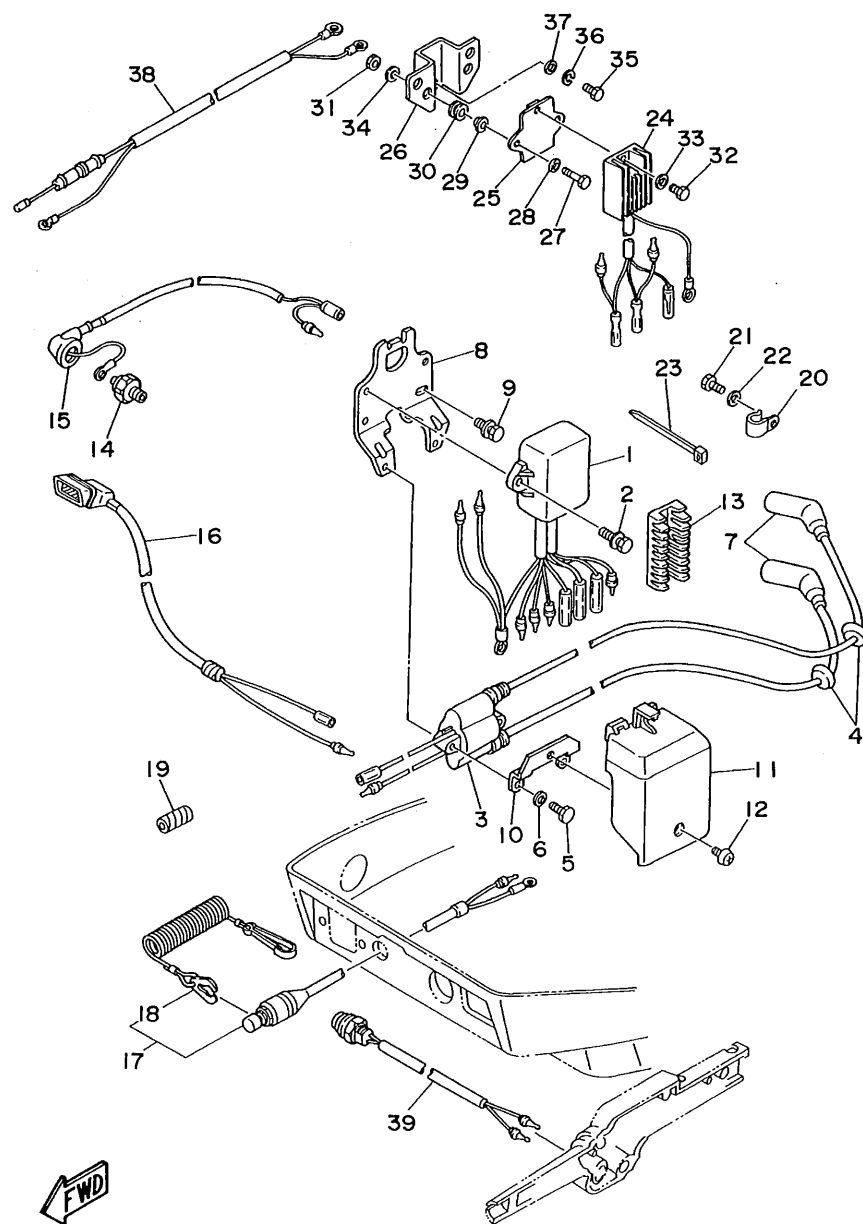


FIG. 21 ELECTRICAL 1

PARTIE ELECTRIQUE 1

REF. NO.	PART NO. NO. PIECES	DESCRIPTION DESCRIPTION	Q'TY QTE	REMARKS REMARQUES
29	90387-06M70	COLLAR COLLERETTE	2	
30	90480-13M24	GROMMET PASSE-FIL	2	
31	95380-06700	NUT ECRou	2	
32	97095-06016	BOLT BOULON	1	
33	92990-06600	WASHER, PLATE RONDELLE, PLATE	1	
34	92990-06600	WASHER, PLATE RONDELLE, PLATE	2	
35	97095-06020	BOLT BOULON	1	
36	92995-06100	WASHER, SPRING RONDELLE, GROWER	1	
37	92990-06600	WASHER, PLATE RONDELLE, PLATE	1	
38	6J8-82105-10	WIRE HARNESS FAISCEAU DE FILS	1	AP
39	668-82550-10	ENGINE STOP SWITCH ASSY COMMUTATEUR D'ARRET CPLT	1	M/EM

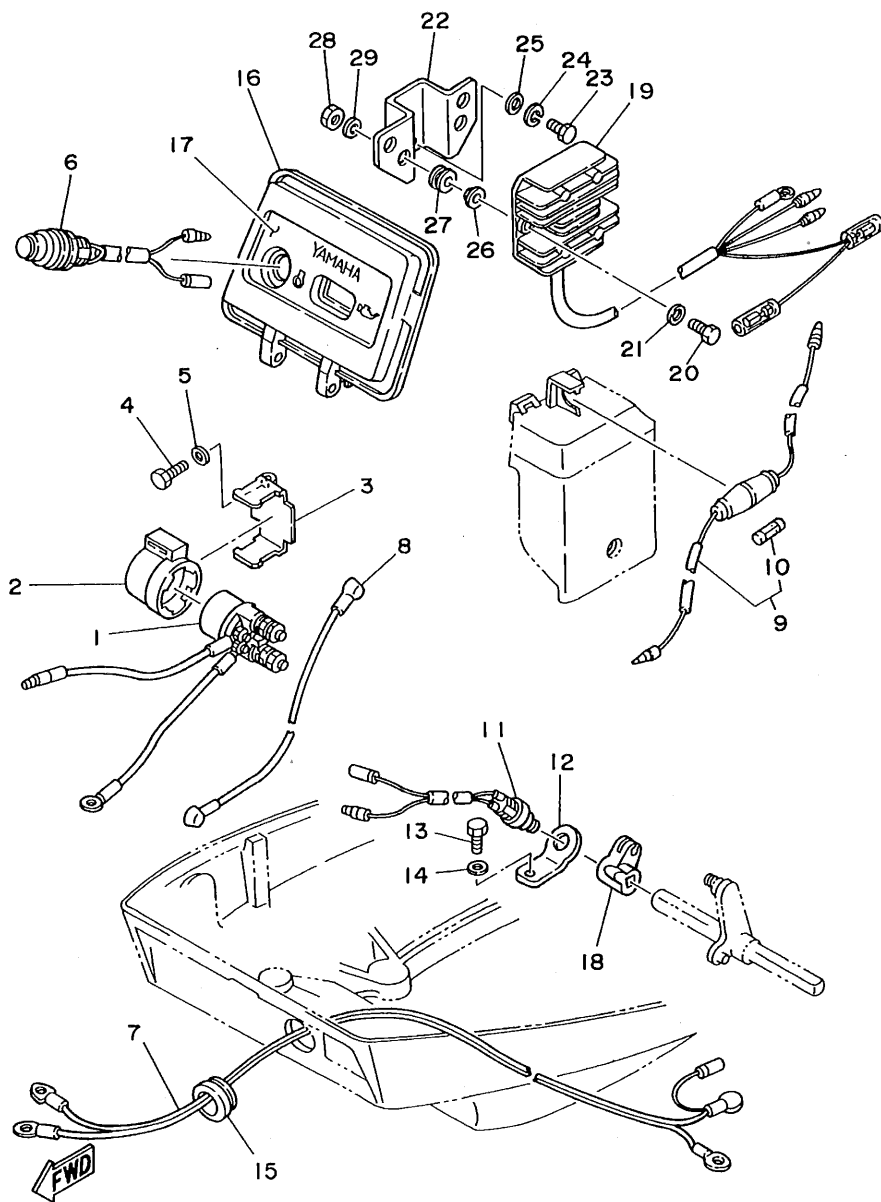
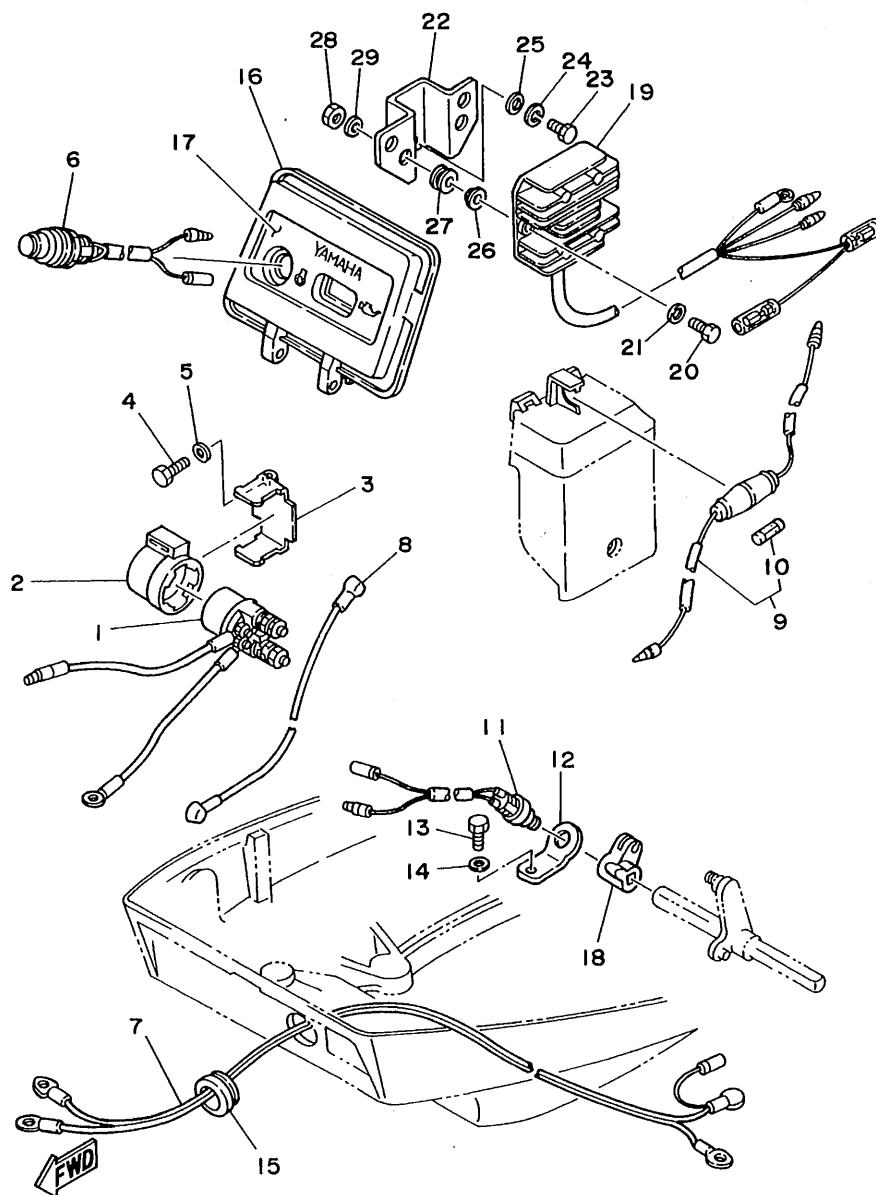


FIG. 22 ELECTRICAL 2 (F8BEM/F9.9BEM) PARTIE ELECTRIQUE 2 (F8BEM/F9.9BEM)

REF. NO.	PART NO. NO. PIECES	DESCRIPTION DESCRIPTION	Q'TY QTE	REMARKS REMARQUES
1	6J0-81941-10	STARTER RELAY ASSY LANCEUR RELAIS (ENS.)	1	
2	6G1-81952-00	HOLDER, RELAY SUPPORT, RELAIS	1	
3	6G8-81953-00	STAY, RELAY SUPPORT, RELAIS	1	
4	97095-06012	BOLT BOULON	1	
5	92990-06600	WASHER, PLATE RONDELLE, PLATE	1	
6	6G8-81870-00	STARTING SWITCH ASSY CONTACT A CLEF	1	
7	6G8-82105-01	WIRE HARNESS FAISCEAU DE FILS	1	
8	6H4-82117-00	WIRE, LEAD FIL	1	
9	6G8-82150-00	FUSE HOLDER ASSY SUPPORT DE FUSIBLE	1	
10	682-82151-00	.FUSE (20A) .FUSIBLE (20A)	1	
11	6H3-82540-00	NEUTRAL SWITCH ASSY CONTACTEUR DE POINT-MORT	1	
12	6G8-82554-00	STAY, NEUTRAL SWITCH SUPPORT, CONT DE POINT-MORT	1	
13	97095-06012	BOLT BOULON	1	
14	92990-06600	WASHER, PLATE RONDELLE, PLATE	1	
15	6G8-42724-40	GROMMET PASSE-FIL	1	
16	6G8-42614-12	PANEL, FRONT UPPER Panneau, AVANT SUPERIEUR	1	
17	6G8-42677-10	GRAPHIC, FRONT ADHESIF, AVANT	1	
18	6G8-44125-00	LEVER, SHIFT ROD LEVIER, TIGE D'INVERSION	1	
19	6G8-81960-A1	RECTIFIER & REGULATOR ASSY REDRESSEUR REGULATEUR CPLT	1	
20	97095-06025	BOLT BOULON	2	
21	92990-06600	WASHER, PLATE RONDELLE, PLATE	2	
22	6G8-81948-02	BRACKET JOINT TORIQUE	1	
23	97095-06020	BOLT BOULON	1	
24	92995-06100	WASHER, SPRING RONDELLE, GROWER	1	
25	92990-06600	WASHER, PLATE RONDELLE, PLATE	1	
26	90387-06M70	COLLAR COLLERETTE	2	
27	90480-13M24	GROMMET RONDELLE CAOUTCHOUC	2	
28	95380-06700	NUT ECROU	2	

F6

FIG. 22 ELECTRICAL 2 (F8BEM/F9.9BEM) PARTIE ELECTRIQUE 2 (F8BEM/F9.9BEM)



REF. NO.	PART NO. NO. PIECES	DESCRIPTION DESCRIPTION	Q'TY QTE	REMARKS REMARQUES
29	92990-06600	WASHER, PLATE RONDELLE, PLATE	2	



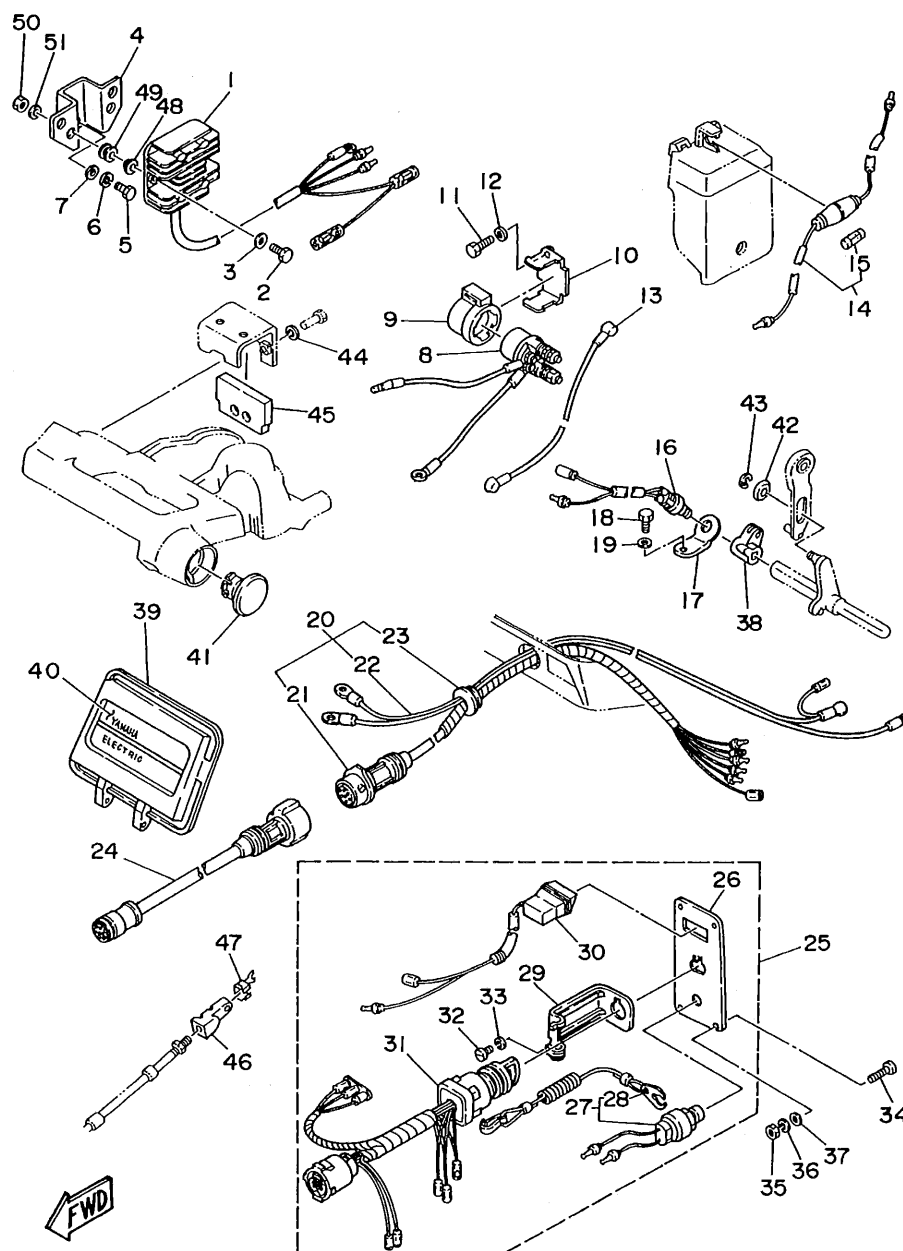


FIG. 23 ELECTRICAL 3 (F8BE/F9.9BE) PARTIE ELECTRIQUE 3 (F8BE/F9.9BE)

REF. NO.	PART NO. NO. PIECES	DESCRIPTION DESCRIPTION	Q'TY QTE	REMARKS REMARQUES
1	6G8-81960-A1	RECTIFIER & REGULATOR ASSY REDRESSEUR REGULATEUR CPLT	1	
2	97095-06025	BOLT BOULON	2	
3	92990-06600	WASHER, PLATE RONDELLE, PLATE	2	
4	6G8-81948-02	BRACKET JOINT TORIQUE	1	
5	97095-06016	BOLT BOULON	1	
6	92995-06100	WASHER, SPRING RONDELLE, GROWER	1	
7	92990-06600	WASHER, PLATE RONDELLE, PLATE	1	
8	6J0-81941-10	STARTER RELAY ASSY LANCEUR RELAIS (ENS.)	1	
9	6G1-81952-00	HOLDER, RELAY SUPPORT, RELAIS	1	
10	6G8-81953-00	STAY, RELAY SUPPORT, RELAIS	1	
11	97095-06012	BOLT BOULON	1	
12	92990-06600	WASHER, PLATE RONDELLE, PLATE	1	
13	6H4-82117-00	WIRE, LEAD FIL	1	
14	6G8-82150-00	FUSE HOLDER ASSY SUPPORT DE FUSIBLE	1	
15	682-82151-00	.FUSE (20A) .FUSIBLE (20A)	1	
16	6H3-82540-00	NEUTRAL SWITCH ASSY CONTACTEUR DE POINT-MORT	1	
17	6G8-82554-00	STAY, NEUTRAL SWITCH SUPPORT, CONT DE POINT-MORT	1	
18	97095-06012	BOLT BOULON	1	
19	92990-06600	WASHER, PLATE RONDELLE, PLATE	1	
20	6G8-82580-00	WIRE HARNESS ASSY 2 FAISCEAU DE FILS 2 CPLT	1	
21	6G8-82590-00	.WIRE HARNESS ASSY .FAISCEAU DE FILS COMPLET	1	
22	6G8-82105-01	.WIRE HARNESS .FAISCEAU DE FILS	1	
23	6G8-42724-50	.GROMMET .PASSE-FIL	1	
24	688-82586-50	EXTENSION, WIREHARNESS EXTENSION, FAISCEAU DE FILS	1	L:5M (7P)
25	6G8-82570-02	PANEL SWITCH ASSY PLATINE D'INTERRUPEUR CPLT	1	
26	6G8-82571-01	.PANEL, SWITCH .TABLEAU, CONTACTEUR	1	
27	688-82575-01	.ENGINE STOP SWITCH ASSY .COUPE CIRCUIT CPLT	1	
28	682-82556-00	..STOPPER ..PLAQUETTE	1	

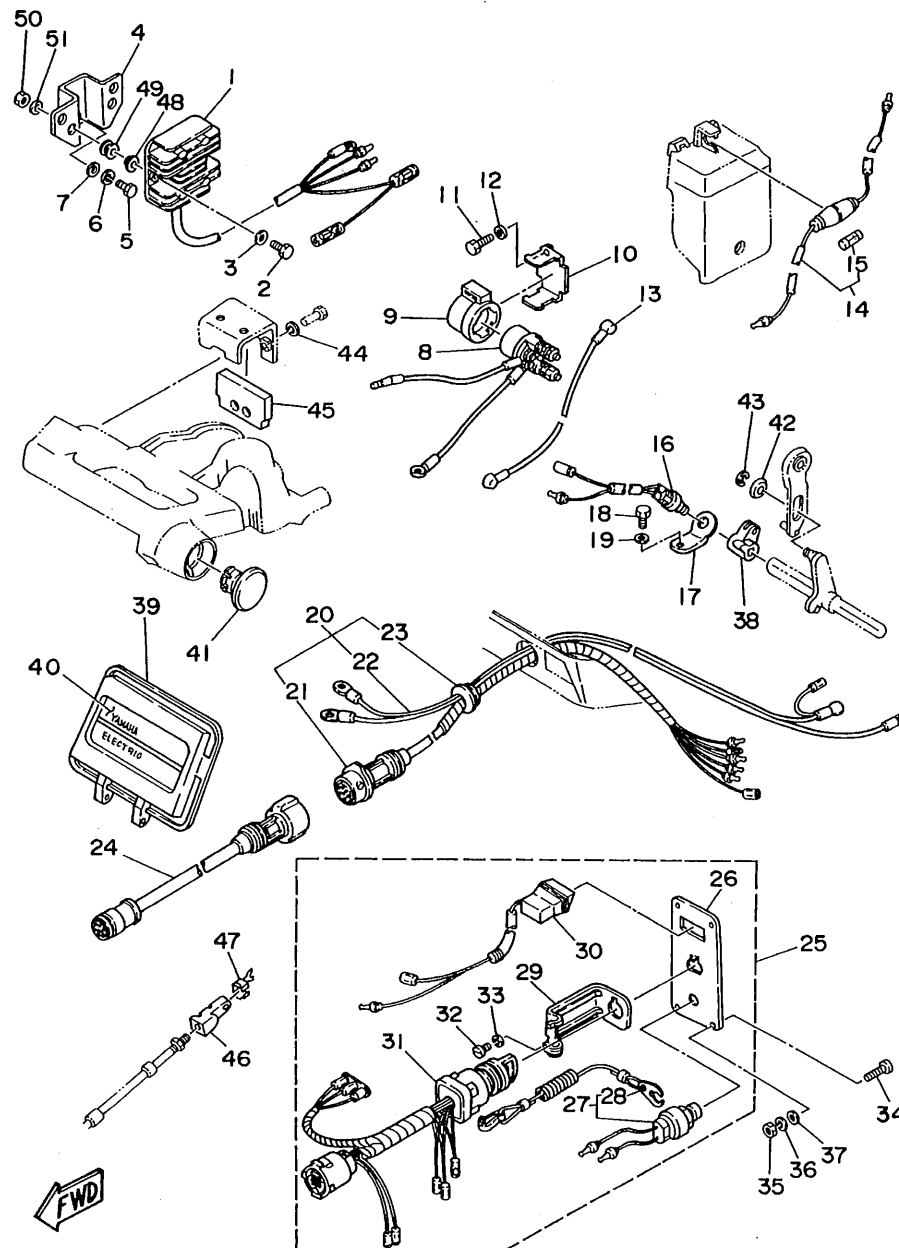


FIG. 23 ELECTRICAL 3 (F8BE/F9.9BE) PARTIE ELECTRIQUE 3 (F8BE/F9.9BE)

REF. NO.	PART NO. NO. PIECES	DESCRIPTION DESCRIPTION	Q'TY QTE	REMARKS REMARQUES
29	663-82581-01	.STAY, CORD CLAMP .SUPPORT, COLLIER DE CORDON	1	
30	6G8-83582-01	.PILOT LIGHT ASSY .LAMPE-TEMOIN COMPLET	1	
31	6G8-82510-00	.MAIN SWITCH ASSY .CONTACTEUR A CLEF COMPLET	1	
32	98980-04008	.SCREW, BIND .VIS	1	
33	92990-04100	.WASHER, SPRING .RONDELLE, GROWER	1	
34	90149-05M05	SCREW VIS	4	
35	95380-05600	NUT ECROU	4	
36	92990-05100	WASHER, SPRING RONDELLE, GROWER	4	
37	92990-05600	WASHER, PLATE RONDELLE, PLATE	4	
38	6G8-44125-00	LEVER, SHIFT ROD LEVIER, TIGE D'INVERSION	1	
39	6G8-42614-12	PANEL, FRONT UPPER PANNEAU, AVANT SUPERIEUR	1	
40	6G8-42677-20	GRAPHIC, FRONT ADHESIF, AVANT	1	
41	6G8-42551-00	GROMMET PASSE-FIL	1	
42	90387-06M73	COLLAR COLLERETTE	1	
43	93430-04M03	CIRCLIP CLIPS	1	
44	92990-06600	WASHER, PLATE RONDELLE, PLATE	2	
45	6G8-48351-51	SEAL, RUBBER PASSE-FIL	1	
46	6G8-26363-00	END, CABLE EMBOUT DE CABLE	1	
47	6G8-26364-00	END, CABLE 2 EMBOUT, DE CABLE	1	
48	90387-06M70	COLLAR COLLERETTE	2	
49	90480-13M24	GROMMET RONDELLE CAOUTCHOUC	2	
50	95380-06700	NUT ECROU	2	
51	92990-06600	WASHER, PLATE RONDELLE, PLATE	2	

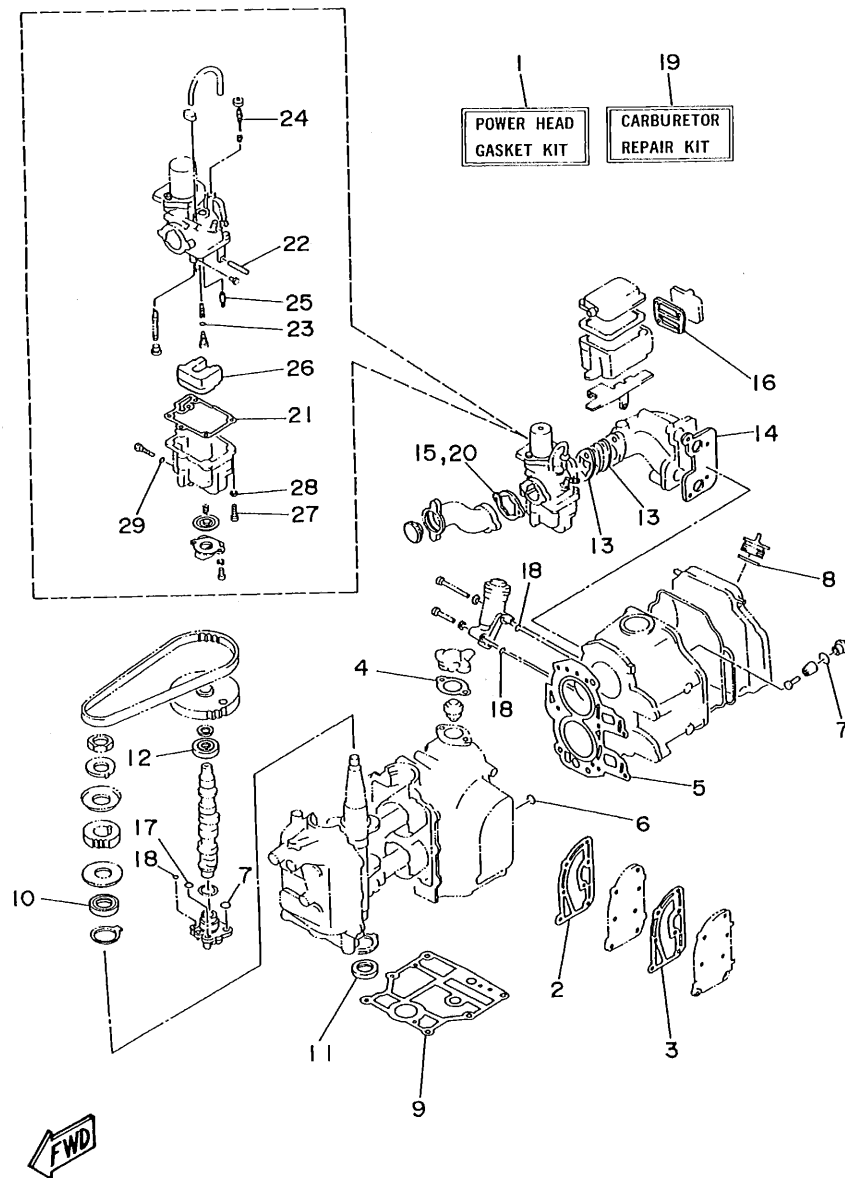


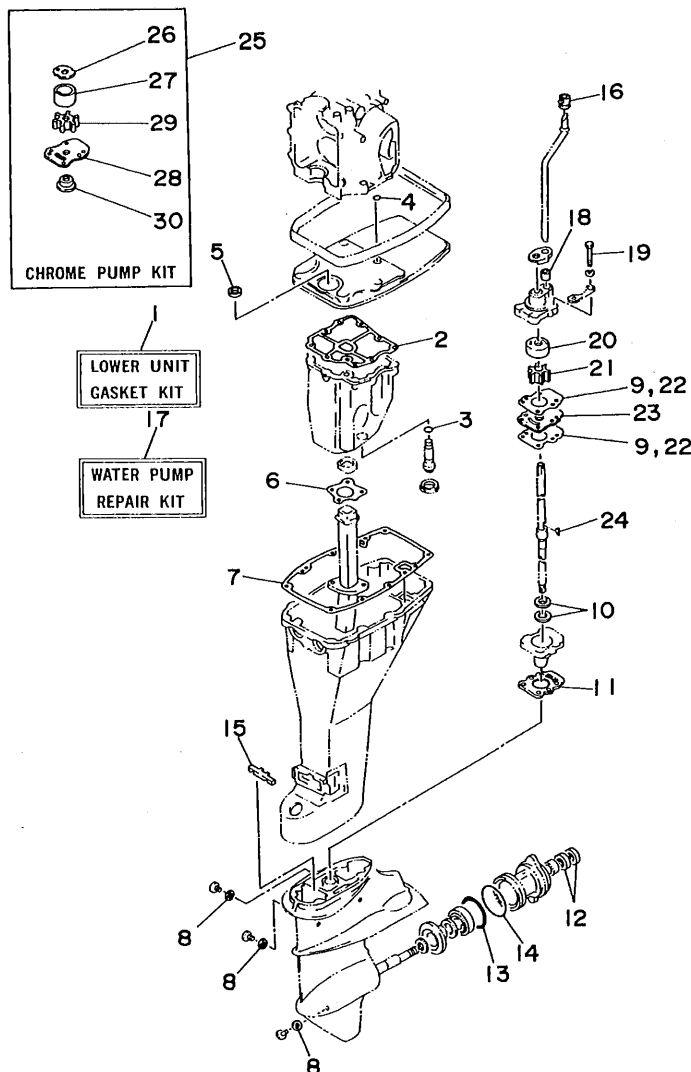
FIG. 24 REPAIR KIT 1

KITS DE REPARATION 1

REF. NO.	PART NO. NO. PIECES	DESCRIPTION DESCRIPTION	Q'TY QTE	REMARKS REMARQUES
1	6G8-W0001-A3	POWER HEAD GASKET KIT POCHETTE DE JOINTS TETE MOTRICE	1	
2	6G8-41112-02	.GASKET, EXHAUST INNER COVER .JOINT, PLAQUE D'ECHAPPEMENT	1	
3	6G8-41114-00	.GASKET, EXHAUST OUTER COVER .JOINT, COUVERCLE D'ECHAPPEMENT	1	
4	6G8-12414-A0	.GASKET, COVER .JOINT, COUVERCLE	1	
5	6G8-11181-A0	.GASKET, CYLINDER HEAD 1 .JOINT, DE CULASSE 1	1	
6	93210-11M59	.O-RING .JOINT TORIQUE	1	
7	93210-13M63	.O-RING .JOINT TORIQUE	3	
8	93210-25070	.O-RING .JOINT TORIQUE	1	
9	6G8-11351-A0	.GASKET, CYLINDER .JOINT, D'EMBASE	1	
10	93102-30M22	.OIL SEAL .JOINT SPY	1	
11	93101-25M24	.OIL SEAL .JOINT SPY	1	
12	93102-18M21	.OIL SEAL .JOINT SPY	1	
13	6G8-13646-A0	.GASKET, MANIFOLD 2 .JOINT, TUBULURE 2	2	
14	6G8-13645-00	.GASKET, MANIFOLD 1 .JOINT, TUBULURE 1	1	
15	6G8-14198-A0	.GASKET .JOINT	1	
16	6G8-15374-00	.GASKET, BREATHER .JOINT, RENIFLARD	1	
17	93210-10M61	.O-RING .JOINT TORIQUE	1	
18	93210-09M01	.O-RING .JOINT TORIQUE	3	
19	6G8-W0093-03	CARBURETOR REPAIR KIT KIT DE REPARATION CARBURATEUR	1	
20	6G8-14198-A0	.GASKET .JOINT	1	
21	6G8-14384-01	.GASKET, FLOAT CHAMBER .JOINT, CUVE DE FLOTTEUR	1	
22	647-14386-10	.PIN, FLOAT .AXE, FLOTTEUR	1	
23	654-14198-00	.GASKET .JOINT	1	
24	6G8-14323-00	.SCREW, AIR ADJUSTING .VIS DE DOSEUR D'AIR	1	
25	6G8-14392-00	.VALVE, NEEDLE .POINTEAU	1	
26	6G8-14385-00	.FLOAT .FLOTTEUR	1	
27	98580-04014	.SCREW, PAN HEAD .VIS	1	
28	92990-04100	.WASHER, SPRING .RONDELLE, GROWER	1	

B1





FWD

FIG. 25 REPAIR KIT 2

KITS DE REPARATION 2

REF. NO.	PART NO. NO. PIECES	DESCRIPTION DESCRIPTION	Q'TY QTE	REMARKS REMARQUES
1	669-W0001-C4	LOWER UNIT GASKET KIT POCHETTE DE JOINTS EMBASE	1	
2	668-15312-A1	.GASKET, OIL PAN .JOINT DE VENTILATEUR D'HUILE	1	
3	93210-16M64	.O-RING .JOINT TORIQUE	1	
4	93210-08M60	.O-RING .JOINT TORIQUE	1	
5	93101-13M27	.OIL SEAL .JOINT SPY	1	
6	668-41133-A0	.GASKET, EXHAUST MANIFOLD 1 .JOINT, PIPE D'ECHAPPEMENT	1	
7	668-45113-A0	.GASKET, UPPER CASING .JOINT, TUBE D'ARBRE	1	
8	90430-08020	.GASKET .JOINT	3	
9	682-44315-A0	.GASKET, WATER PUMP .JOINT, POMPE A EAU	2	
10	93101-20048	.OIL SEAL .JOINT SPY	2	
11	683-45315-A0	.PACKING, LOWER CASING .JOINT, BOITIER D'HELICE	1	
12	93101-17054	.OIL SEAL .JOINT SPY	2	
13	93210-57M09	.O-RING .JOINT TORIQUE	1	
14	93210-56M80	.O-RING .JOINT TORIQUE	1	
15	682-45375-01	.DAMPER, SEAL .BOURRELET, CAOUTCHOUC	1	
16	626-44365-01	.DAMPER, WATER SEAL .JOINT, TUBE D'EAU	1	
17	682-W0078-A1	WATER PUMP REPAIR KIT KIT DE REPARATION DE LA POMPE	1	
18	682-44365-00	.DAMPER, WATER SEAL .JOINT, TUBE D'EAU	1	
19	97095-06040	.BOLT .BOULON	4	
20	682-44322-00	.INSERT, CARTRIDGE .CUVETTE	1	
21	682-44352-01	.IMPELLER .TURBINE	1	
22	682-44315-A0	.GASKET, WATER PUMP .JOINT, POMPE A EAU	2	
23	682-44323-00	.OUTER PLATE, CARTRIDGE .PLAQUE EXTERIEURE	1	
24	90280-03024	.KEY, WOODRUFF .CLAVETTE, DEMI-LUNE	1	
25	682-W0078-0A	CHROME PUMP KIT KIT DE POMPE A EAU CHROME	1	
26	682-44321-40	.INNER PLATE, CARTRIDGE .CUVETTE	1	
27	682-44322-40	.INSERT, CARTRIDGE .CUVETTE	1	
28	682-44323-40	.OUTER PLATE, CARTRIDGE .PLAQUE EXTERIEURE	1	

B3

FWD

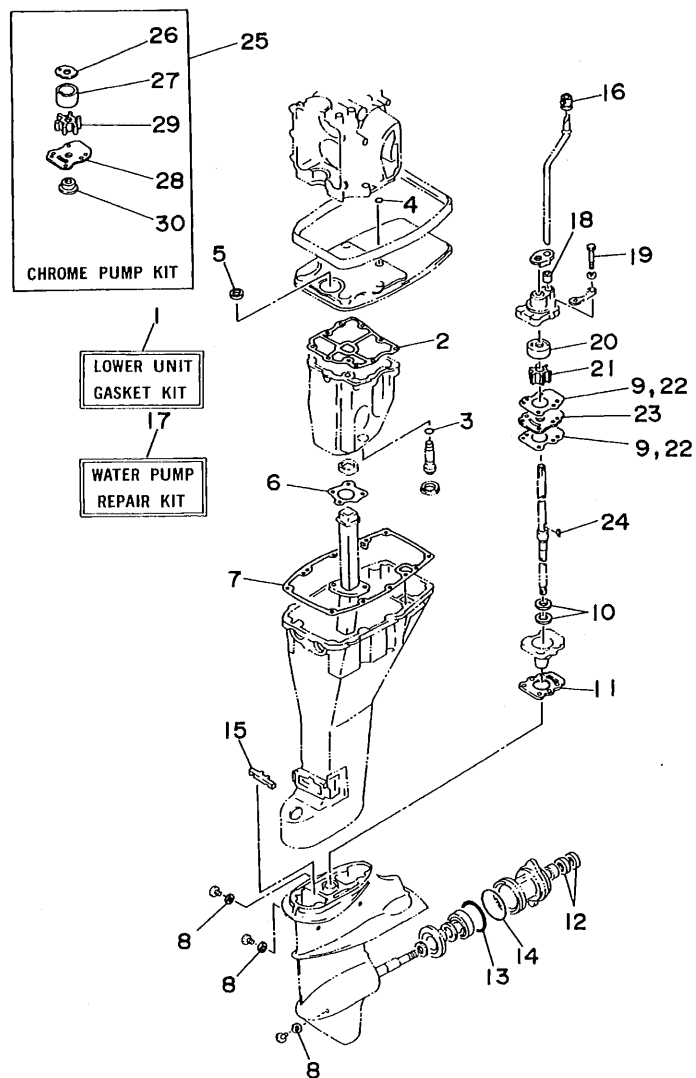


FIG. 25 REPAIR KIT 2

KITS DE REPARATION 2

REF. NO.	PART NO. NO. PIECES	DESCRIPTION DESCRIPTION	Q'TY QTE	REMARKS REMARQUES
29	682-44352-01	.IMPELLER .TURBINE	1	
30	682-45344-00	.COVER, OIL SEAL .FLASQE, JOINT D'HUILE	1	

**F50A (62Y)**

**F50B (64J)**

**F45A (62Y)**

F50A  
F50B  
F45A

## FOREWORD

This Parts Catalogue is related to the parts for the model(s) in the below frame. When you are ordering replacement parts, please refer to this Parts Catalogue and quote both part numbers and part names correctly.

F50A'96 (62Y),F50B'96 (64J),F45A'96 (62Y)
---

1. Modifications or additions which have been made after issue of the Parts Catalogue will be announced in the Yamaha Parts News.  
It is advisable that you make necessary corrections to the Parts Catalogue according to the Yamaha Parts News.

### 2. Abbreviations

The following abbreviations are used in this Parts Catalogue.

"UR"	Use specified parts number.	"M"	Manual start model
"UN"	Use as many as needed.	"E"	Electric start model
"AP"	Alternate Parts	"PTT"	Power Trim & Tilt model
"LM"	Local Made (Parts need to be ordered locally)	"H/T"	Hydro Tilt model
"O/S"	Over Size	"M/T"	Manual Tilt model
		"T.H/D"	Tiller Handle model

3. Parts, which are to be supplied in an assembly, are listed with a dot (.) in front of the part name as shown below.

#### EXAMPLE

CARBURETOR ASSY  
. JET, PILOT  
. NOZZLE, MAIN

4. Number of component for assembly

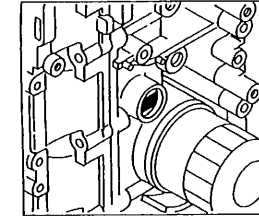
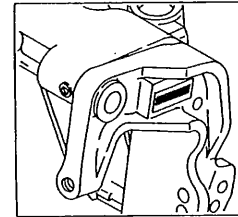
The numeral appearing to the right of each component part indicates the quantity of parts for each assembly unit.

#### EXAMPLE

PART NO.	DESCRIPTION	Q'TY	REMARKS
6E0-85500-70	C.D.I. MAGNETO ASSY	1	
6E0-85550-70	. ROTOR ASSY	1	
6E0-15723-00-94	.. PULLY, STARTER	1	

### 5. Applicable Serial No. and Color Code

Engine Serial No.	F50AE L : 300357 ~
	F50AET L : 401901 ~
	F50BET L : 400122 ~
	F45AED L : 500101 ~
	F45AET L : 550101 ~



Color Code	Color Name	Abbreviation
4D	DARK BLUISH GRAY METALLIC 2	DBNM2

6. Note that the illustrations are for reference in finding parts numbers, not to be used for assembling. When assembling, please use the applicable service manual.



## AVANT-PROPOS

Ce Catalogue de pièces détachées concerne les pièces pour le(s) modèle(s) indiqué(s) dans le cadre ci-dessous. Lorsque vous commandez des pièces de rechange, veuillez vous référer à ce catalogue de pièces détachées et indiquer clairement les numéros et les noms des pièces détachées.

F50A'96 (62Y), F50B'96 (64J), F45A'96 (62Y)

1. Les modifications ou ajouts ayant été effectués après la parution du catalogue de pièces détachées seront décrits dans les Bulletins d'information Yamaha concernant les pièces détachées.  
Il est recommandé que vous apportiez les corrections nécessaires au catalogue des pièces détachées en vous référant aux Bulletins d'information Yamaha.

### 2. Abréviations

Dans ce catalogue, les abréviations suivantes sont utilisées:

"UR"	Utiliser le numéro des pièces.
"UN"	Utiliser autant que nécessaire.
"AP"	Pièces de substitution
"OS"	Cote Réparation
"LM"	Fabrication locale (les pièces doivent être commandées localement.)
"M"	Modèle à démarrage manuel
"E"	Modèle à démarrage électrique
"PTT"	Modèle à assiette et relevage assistés
"H/T"	Modèle à relevage hydraulique
"M/T"	Modèle à relevage manuel
"T.H/D"	Modèle à commande par barre franche

3. Dans ce catalogue, les pièces qui sont fournies dans un ensemble sont précédées d'un point (.) de la manière indiquée ci-dessous.

EXEMPLE      ENS CARBURATEUR  
                  . GICLEUR, ralenti  
                  . PUIXS D'AIGUILLE

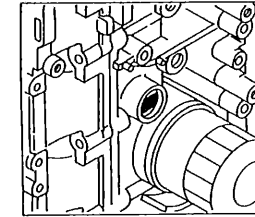
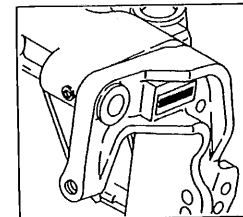
### 4. Nombre de pièces composant un ensemble

Le chiffre apparaissant à la droite de chaque description indique la quantité de pièces pour chaque ensemble de pièces .

Référence	Description	Qté	Remarques
6E0-85500-70	MAGNETO C.D.I CPLT	1	
6E0-85550-70	. ROTOR CPLT	1	
6E0-15723-00-94	. . POULIE DE DEMARREUR	1	

### 5. Applications No de série et code couleur correspondants

No de série du moteur	
	F50AE L : 300357 ~
	F50AET L : 401901 ~
	F50BET L : 400122 ~
	F45AED L : 500101 ~
	F45AET L : 550101 ~



Code couleur	Nom de couleur	Abréviation
4D	DARK BLUISH GRAY METALLIC 2	DBNM2

6. Veuillez noter que les illustrations sont indiquées pour référence pour trouver les numéros de pièces, non pour être utilisées lors de l'assemblage. Lors de l'assemblage, veuillez utiliser le manuel d'entretien adéquat.

# CONTENTS

## Sheet 1/2 (Fig. 1 to Fig. 21)

FIG. 1	CYLINDER. CRANKCASE .....	A6
FIG. 2	CYLINDER. CRANKCASE 2 .....	A7, B1
FIG. 3	CRANKSHAFT. PISTON .....	B2
FIG. 4	VALVE .....	B3
FIG. 5	INTAKE .....	B4, B5
FIG. 6	CARBURETOR LINK .....	B6, B7
FIG. 7	CARBURETOR .....	C1, C2
FIG. 8	OIL PUMP .....	C3
FIG. 9	OIL PAN .....	C4
FIG. 10	FUEL .....	C5, C6
FIG. 11	TOP COWLING .....	C7
FIG. 12	BOTTOM COWLING .....	D1, D2
FIG. 13	BRACKET 1 .....	D3, D4
FIG. 14	BRACKET 2 .....	D5, D6
FIG. 15	POWER TRIM & TILT ASSY 1 .....	D7~E2
FIG. 16	CONTROL .....	E3, E4
FIG. 17	UPPER CASING .....	E5
FIG. 18	LOWER CASING. DRIVE 1 (F50A/F45A) .....	E6~F1
FIG. 19	LOWER CASING. DRIVE 2 (F50A/F45A) .....	F2, F3
FIG. 20	LOWER CASING. DRIVE 3 (F50B) .....	F4~F6
FIG. 21	LOWER CASING. DRIVE 4 (F50B) .....	F7
NUMERICAL INDEX		

## Sheet 2/2 (Fig. 22 to Fig. 30)

FIG. 22	GENERATOR .....	A6
FIG. 23	STARTING MOTOR .....	A7
FIG. 24	ELECTRICAL 1 .....	B1
FIG. 25	ELECTRICAL 2 .....	B2, B3
FIG. 26	ALTERNATE 1 (STEERING GUIDE ATTACHMENT) .....	B4
FIG. 27	REPAIR KIT 1 .....	B5
FIG. 28	REPAIR KIT 2 .....	B6
FIG. 29	REPAIR KIT 3 (F50A/F45A) .....	B7, C1
FIG. 29	REPAIR KIT 4 (F50B) .....	C2, C3
NUMERICAL INDEX		

# TABLE DES MATIERES

## Feuille 1/2 (Fig. 1 ~ Fig. 21)

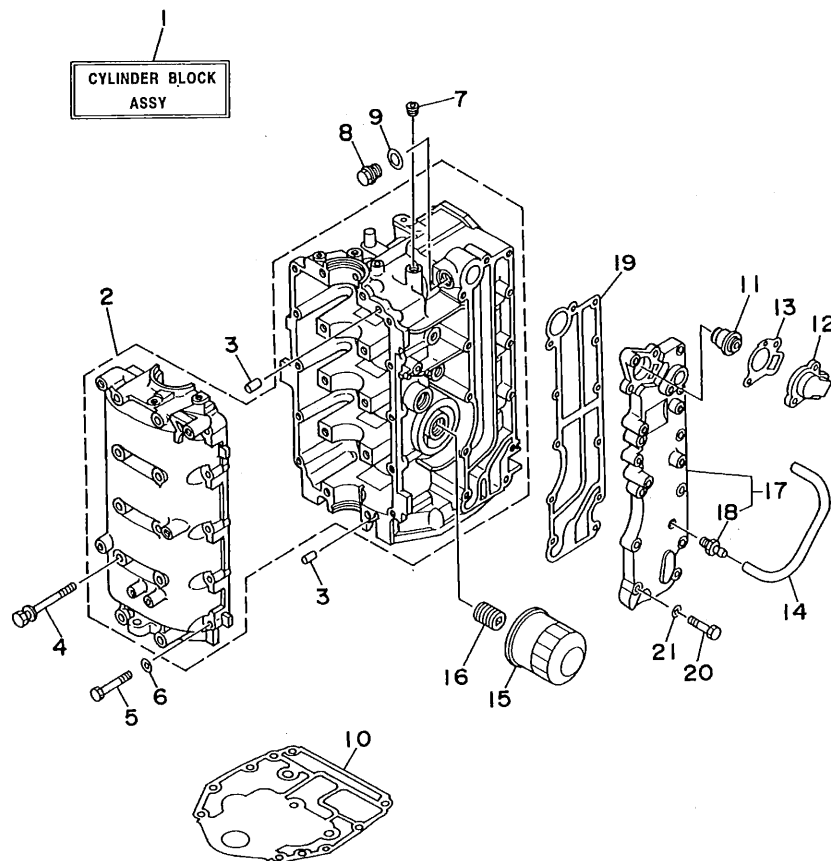
FIG. 1	CYLINDRE. CARTER	A6
FIG. 2	CYLINDRE. CARTER 2	A7, B1
FIG. 3	VILEBREQUIN. PISTON	B2
FIG. 4	SOUPAPE	B3
FIG. 5	ADMISSION	B4, B5
FIG. 6	BIELLETTES CARBURATEUR	B6, B7
FIG. 7	CARBURATEUR	C1, C2
FIG. 8	POMPE A HUILE	C3
FIG. 9	VENTILATEUR D'HUILE	C4
FIG. 10	CARBURANT	C5, C6
FIG. 11	CAPOT SUPERIEUR	C7
FIG. 12	CAPOT INFERIEUR	D1, D2
FIG. 13	SUPPORT 1	D3, D4
FIG. 14	SUPPORT 2	D5, D6
FIG. 15	PUISSANCE PARER ET INCLINER (ENS.) 1	D7~E2
FIG. 16	COMMANDE	E3, E4
FIG. 17	FOURREAU	E5
FIG. 18	BOITIER D'HELICE, TRANSMISSION 1 (F50A/F45A)	E6~F1
FIG. 19	BOITIER D'HELICE, TRANSMISSION 2 (F50A/F45A)	F2, F3
FIG. 20	BOITIER D'HELICE, TRANSMISSION 3 (F50B)	F4~F6
FIG. 21	BOITIER D'HELICE, TRANSMISSION 4 (F50B)	F7

INDEX NUMERIQUE

## Feuille 2/2 (Fig. 22 ~ Fig. 30)

FIG. 22	GENERATRICE	A6
FIG. 23	DEMARREUR ELECTRIQUE	A7
FIG. 24	PARTIE ELECTRIQUE 1	B1
FIG. 25	PARTIE ELECTRIQUE 2	B2, B3
FIG. 26	OPTIONNELLES 1 (FIXATIONS DE DIRECTION)	B4
FIG. 27	KITS DE REPARATION 1	B5
FIG. 28	KITS DE REPARATION 2	B6
FIG. 29	KITS DE REPARATION 3 (F50A/F45A)	B7, C1
FIG. 30	KITS DE REPARATION 4 (F50B)	C2, C3

INDEX NUMERIQUE



62YJA-5010

FIG. 1 CYLINDER. CRANKCASE 1

CYLINDRE. CARTER 1

REF. NO.	PART NO. NO. PIECES	DESCRIPTION DESCRIPTION	Q'TY QTE	REMARKS REMARQUES
1	62Y-W009B-00-4D -01	CYLINDER BLOCK ASSY CYLINDER GROUPE (ENS.) (REF.NO. 2 ~ 13, 15 ~ 21, FIG. 3, REF.NO. 1 ~ 11, FIG. 8, REF.NO. 13 ~ 16 FIG. 23, REF.NO. 12)	1	
2	62Y-15100-00-94 -01	CRANKCASE ASSY CARTER DE MOTEUR COMPLET	1	
3	99530-08012	PIN, DOWEL GOUJON, D'ASSEMBLAGE	2	
4	90119-08M01	BOLT, WITH WASHER BOULON, AVEC RONDELLE	10	
5	97014-06035	BOLT BOULON	10	
6	92990-06600	WASHER, PLATE RONDELLE, PLATE	10	
7	90344-51M01	PLUG, TAPER SCREW PLOT, FILETE CONIQUE	1	
8	90340-14M06	PLUG, STRAIGHT SCREW PLOT, FILETE DROIT	1	
9	90430-14115	GASKET JOINT	1	
10	62Y-11351-00	GASKET, CYLINDER JOINT, D'EMBASE	1	
11	6G8-12411-02	THERMOSTAT THERMOSTAT	1	
12	6H3-12413-00-9M	COVER, THERMOSTAT COUVERCLE, THERMOSTAT	1	
13	62Y-12414-00	GASKET, COVER JOINT, COUVERCLE	1	
14	90445-09252	HOSE DURITE	1	
15	3FV-13440-00	ELEMENT ASSY, OIL CLEANER ELEMENT, FILTRE A HUILE	1	
16	90401-20M00	BOLT, UNION BOULON, RACCORD	1	
17	62Y-41113-00-9M	OUTER COVER, EXHAUST COUVERCLE, ECHAPPEMENT	1	
18	62Y-12481-00	.PIPE 1 .DURITE 1	1	
19	62Y-41114-00	GASKET, EXHAUST OUTER COVER JOINT, COUVERCLE D'ECHAPPEMENT	1	
20	97014-06035	BOLT BOULON	12	
21	92990-06600	WASHER, PLATE RONDELLE, PLATE	12	

A6

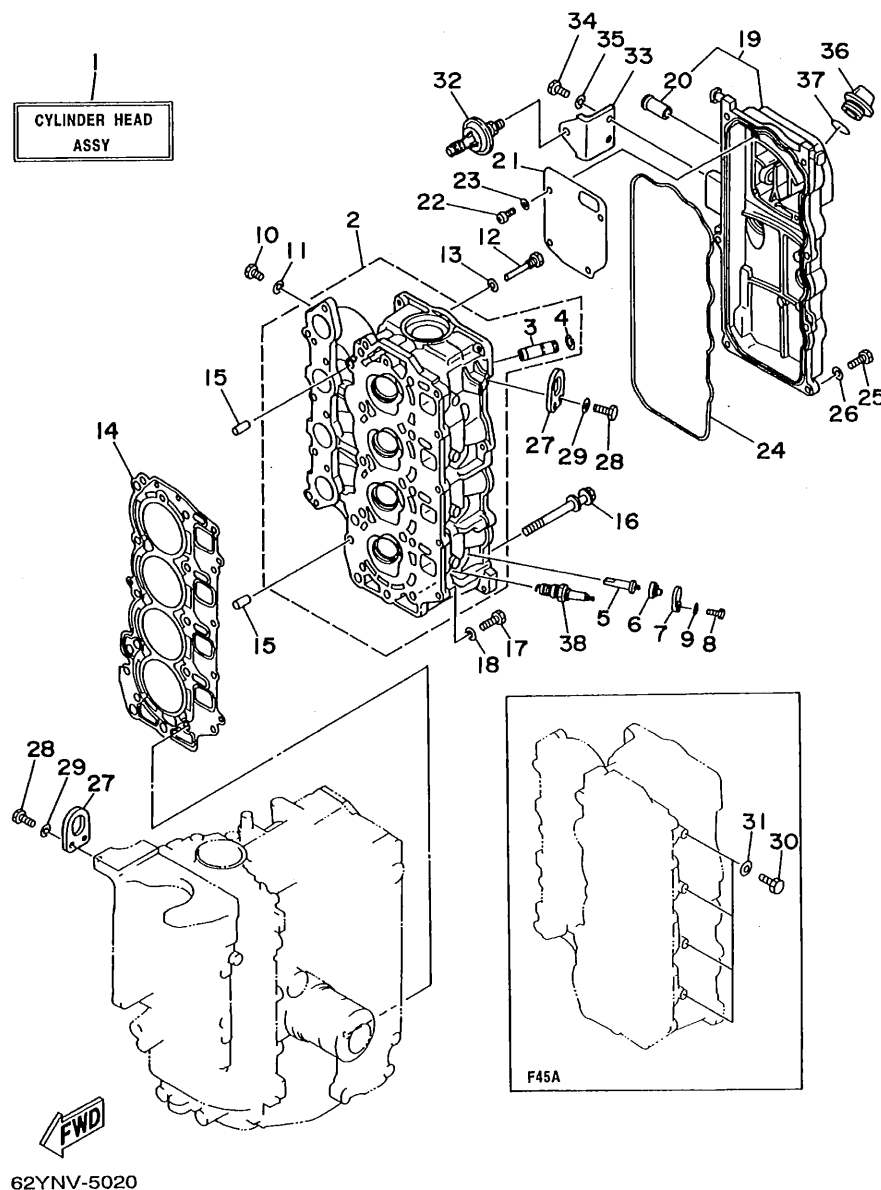


FIG. 2 CYLINDER. CRANKCASE 2

CYLINDRE. CARTER 2

REF. NO.	PART NO. NO. PIECES	DESCRIPTION DESCRIPTION	Q'TY QTE	REMARKS REMARQUES
1	62Y-W009A-00-4D	CYLINDER HEAD ASSY CULASSE (ENS.) (REF.NO. 2 ~ 26, 36, 37, FIG. 4, REF.NO. 1 ~ 15, FIG. 8, REF.NO. 1 ~ 6, 17, 21, 22)	1	UR
	62Y-W009A-10-4D	CYLINDER HEAD ASSY CULASSE (ENS.) (REF.NO. 2 ~ 26, 36, 37, FIG. 4, REF.NO. 1 ~ 15, FIG. 8, REF.NO. 1 ~ 6, 17, 21, 22)	1	UR F45A
2	62Y-11111-00-94	HEAD, CYLINDER 1 CULASSE	1	UR
	62Y-11111-10-94	HEAD, CYLINDER 1 CULASSE	1	UR F45A
3	62Y-11133-10	.GUIDE, INTAKE VALVE .GUIDE, SOUP D'ADM	8	
4	93450-09M01	.CIRCLIP .CIRCLIP	8	
5	6J8-11325-00	ANODE ANODE	4	
6	62Y-11328-00	GROMMET, ANODE PASSE-FIL	4	
7	6H3-11327-00-94	COVER, ANODE COUVERCLE	4	
8	97013-06020	BOLT BOULON	4	
9	92990-06600	WASHER, PLATE RONDELLE, PLATE	4	
10	97095-06010	BOLT BOULON	4	
11	90430-06014	GASKET JOINT	4	
12	90109-06M65	BOLT BOULON	1	
13	90430-06014	GASKET JOINT	1	
14	62Y-11181-00	GASKET, CYLINDER HEAD 1 JOINT, DE CULASSE 1	1	
15	99530-08012	PIN, DOWEL GOUJON, D'ASSEMBLAGE	2	
16	90119-09M00	BOLT, WITH WASHER BOULON, AVEC RONDELLE	10	
17	97013-06025	BOLT BOULON	5	
18	92990-06600	WASHER, PLATE RONDELLE, PLATE	5	
19	62Y-11191-00-9M	COVER, CYLINDER HEAD 1 COUVERCLE, CULASSE 1	1	
20	62Y-14485-00	.PIPE, JOINT .DURITE	1	
21	62Y-11168-00	COVER, BREATHER COUVERCLE, RENIFLARD	1	
22	98507-04010	SCREW, PAN HEAD VIS, TETE TRONCONIQUE	4	

A7

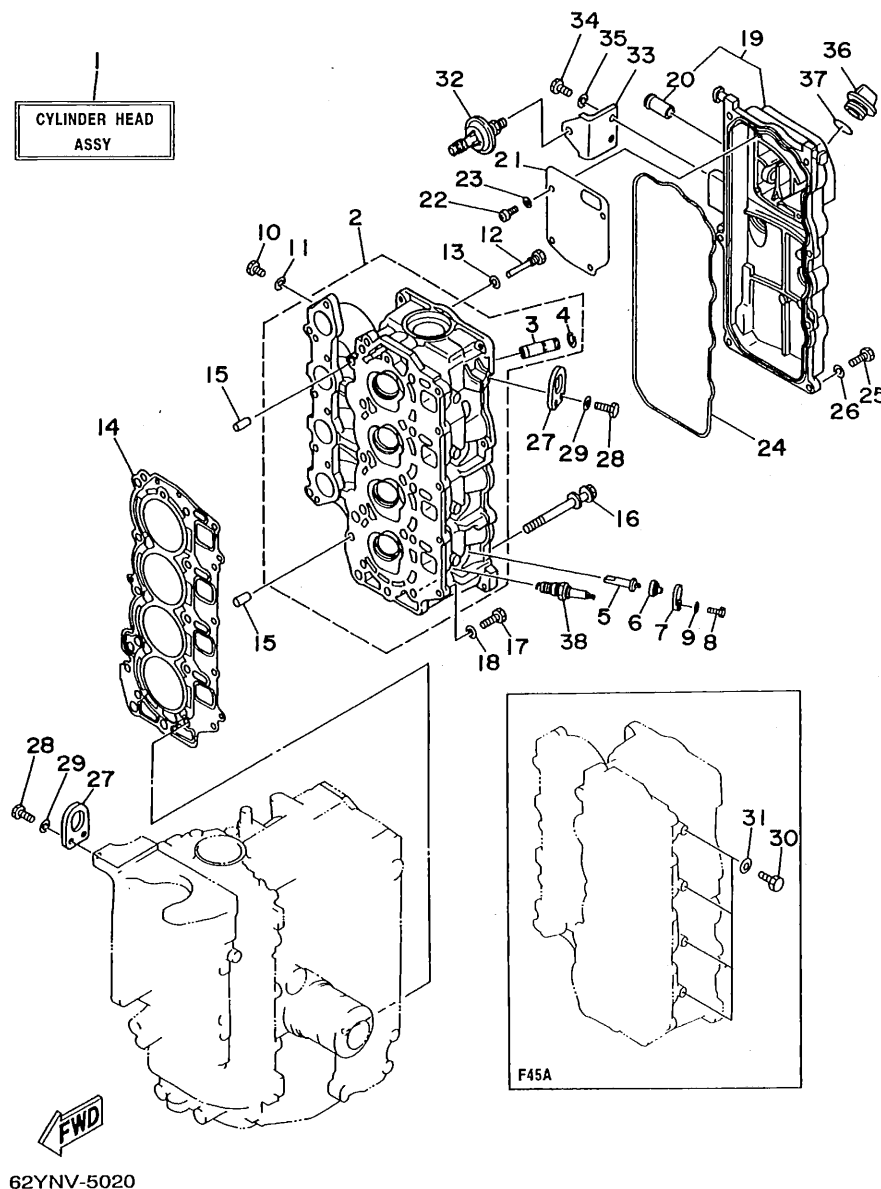
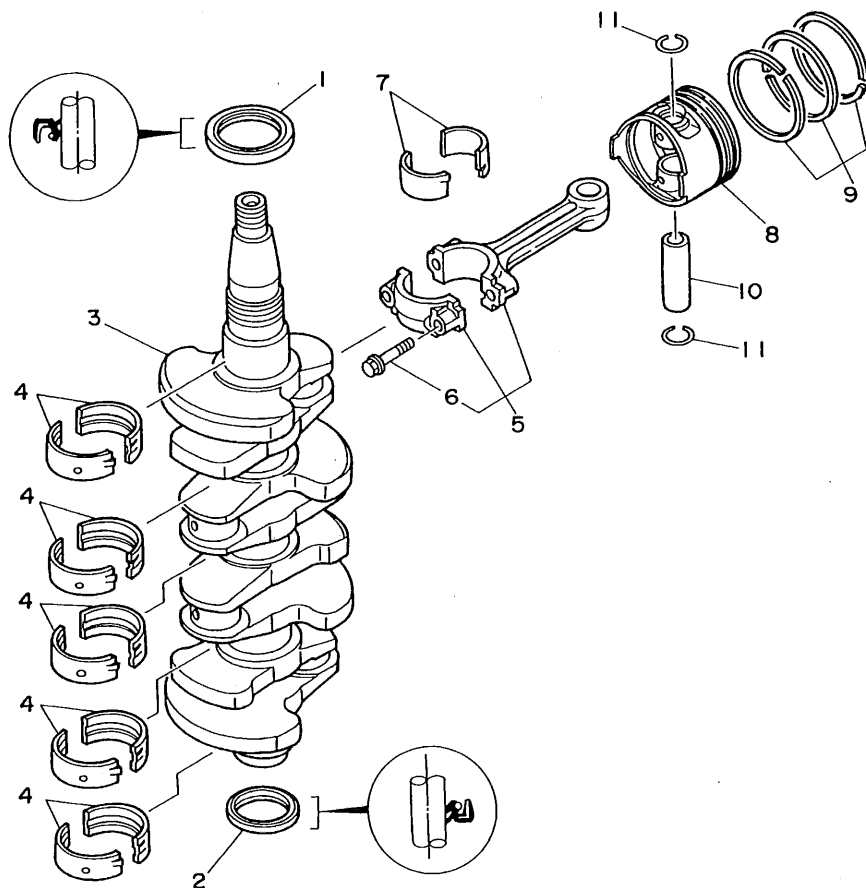


FIG. 2 CYLINDER. CRANKCASE 2

CYLINDRE. CARTER 2

REF. NO.	PART NO. NO. PIECES	DESCRIPTION DESCRIPTION	Q'TY QTE	REMARKS REMARQUES
23	92907-04600	WASHER RONDELLE	4	
24	62Y-11356-00	SEAL, CYLINDER 2 JOINT, SPY CYLINDRE	1	
25	97013-06020	BOLT BOULON	7	
26	92990-06600	WASHER, PLATE RONDELLE, PLATE	7	
27	62Y-11119-00	HANGER, ENGINE ANNEAU, LEVAGE	2	
28	97095-06020	BOLT BOULON	4	
29	92990-06600	WASHER, PLATE RONDELLE, PLATE	4	
30	97095-08014	BOLT BOULON	4	F45A
31	90430-08143	GASKET JOINT	4	F45A
32	62Y-14368-01	DIAPHRAGM ASSY 1 DIAPHRAGME 1	1	
33	62Y-14413-00	STAY SUPPORT	1	
34	97095-06016	BOLT BOULON	2	
35	92990-06600	WASHER, PLATE RONDELLE, PLATE	2	
36	6G8-15363-00	PLUG, OIL PLOT, HUILE	1	
37	93210-25070	O-RING JOINT TORIQUE	1	
38	94701-00375	PLUG, SPARK (NGK DPR6EA-9) BOUGIE D'ALLUMAGE (NGK DPR6EA-9)	4	

B1



62YJA-5030

FIG. 3 CRANKSHAFT. PISTON

VILEBREQUIN. PISTON

REF. NO.	PART NO. NO. PIECES	DESCRIPTION DESCRIPTION	Q'TY QTE	REMARKS REMARQUES
1	93102-43M42	OIL SEAL	1	
2	93102-35M47	JOINT SPY	1	
3	62Y-11411-00	OIL SEAL	1	
4	62Y-11411-00	JOINT SPY	1	
5	62Y-11411-00	CRANKSHAFT	1	
6	62Y-11416-00	VILEBREQUIN COMPLET	1	
7	62Y-11416-00	PLANE BEARING, CRANKSHAFT 1	10	UR BROWN
8	62Y-11416-10	COUSSINET DE VILEBREQUIN	10	UR BLACK
9	62Y-11416-20	PLANE BEARING, CRANKSHAFT 1	10	UR BLUE
10	62Y-11416-20	COUSSINET DE VILEBREQUIN	10	UR BLUE
11	62Y-11650-00	PLANE BEARING, CRANKSHAFT 1	10	UR BLUE
12	62Y-11650-00	COUSSINET DE VILEBREQUIN	10	UR BLUE
13	62Y-11650-00	CONNECTING ROD ASSY	4	
14	62Y-11650-00	BIELLE COMPLETE	4	
15	62Y-11654-00	.BOLT, CONNECTING ROD	2	
16	62Y-11654-00	.BOULON, BIELLE	2	
17	62Y-11656-00	PLANE BEARING, CONNECTING ROD	8	UR BROWN
18	62Y-11656-00	ROULEMENT DE BIELLE	8	UR BROWN
19	62Y-11656-10	PLANE BEARING, CONNECTING ROD	8	UR BLACK
20	62Y-11656-10	ROULEMENT DE BIELLE	8	UR BLACK
21	62Y-11656-20	PLANE BEARING, CONNECTING ROD	8	UR BLUE
22	62Y-11656-20	ROULEMENT DE BIELLE	8	UR BLUE
23	62Y-11631-00-96	PISTON (STD)	4	
24	62Y-11631-00-96	PISTON (STD)	4	
25	62Y-11635-00	PISTON (0.25MM O/S)	4	AP
26	62Y-11635-00	PISTON (0.25MM O/S)	4	AP
27	62Y-11636-00	PISTON (0.50MM O/S)	4	AP
28	62Y-11636-00	PISTON (0.50MM O/S)	4	AP
29	62Y-11603-00	PISTON RING SET (STD)	4	
30	62Y-11603-00	JUE DE SEGMENTS (STD)	4	
31	62Y-11604-00	PISTON RING SET (0.25MM O/S)	4	AP
32	62Y-11604-00	JUE DE SEGMENTS (0.25MM O/S)	4	AP
33	62Y-11605-00	PISTON RING SET (0.50MM O/S)	4	AP
34	62Y-11605-00	JUE DE SEGMENTS (0.50MM O/S)	4	AP
35	62Y-11633-00	PIN, PISTON	4	
36	62Y-11633-00	AXE, PISTON	4	
37	93450-17129	CIRCLIP	8	
38	93450-17129	CIRCLIP	8	

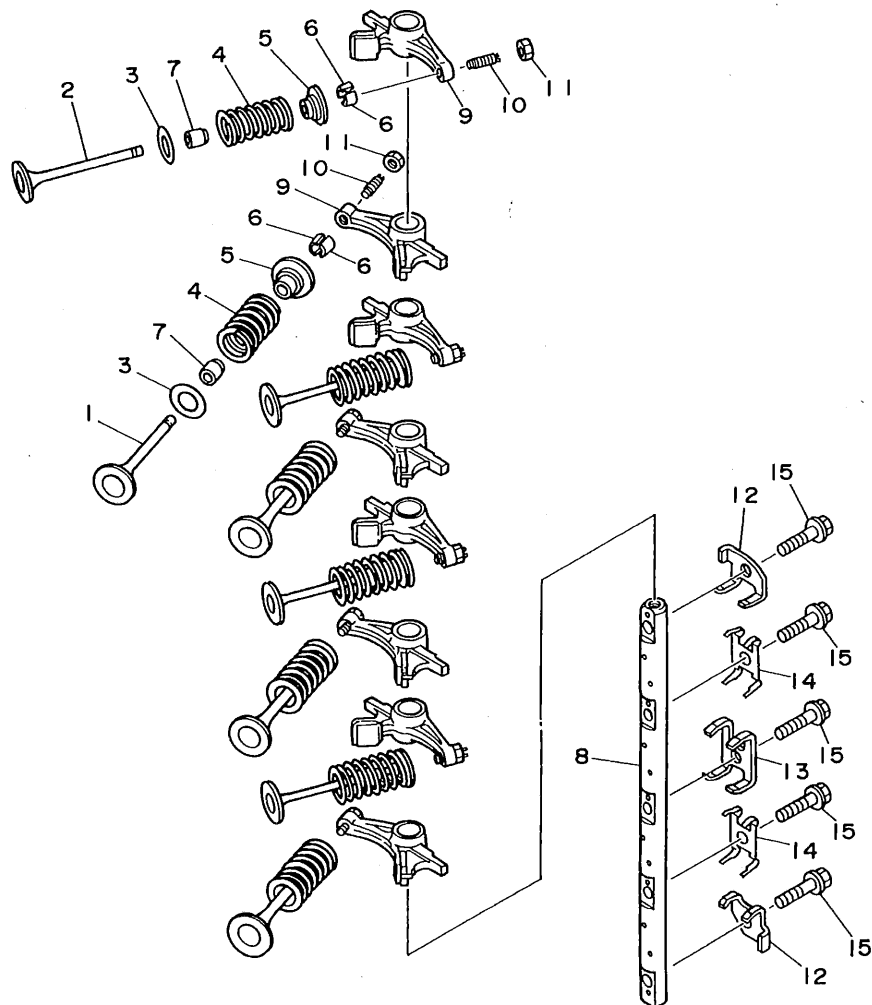


FIG. 4 VALVE

SOUPAPE

REF. NO.	PART NO. NO. PIECES	DESCRIPTION DESCRIPTION	Q'TY QTE	REMARKS REMARQUES
1	62Y-12111-00	VALVE, INTAKE SOUPAPE, ADMISSION	4	
2	62Y-12121-00	VALVE, EXHAUST SOUPAPE, ECHAPPEMENT	4	
3	62Y-12116-00	SEAT, VALVE SPRING SIEGE, RESSORT DE SOUPAPE	8	
4	51Y-12114-00	SPRING, VALVE OUTER RESSORT DE SOUPAPE, EXTERNE	8	
5	30X-12117-00	RETAINER, VALVE SPRING BUTEE DE RESSORT DE SOUPAPA	8	
6	30X-12118-00	COTTER, VALVE FRAISE, SOUPAPE	16	
7	51Y-12119-00	SEAL, VALVE STEM JOINT, QUEUE DE SOUPAPE	8	
8	62Y-12146-00	SHAFT, ROCKER AXE, CULBUTEUR	1	
9	62Y-12151-00	ARM, VALVE ROCKER CULBUTEUR	8	
10	62Y-12159-00	SCREW, VALVE ADJUSTING VIS, REGLAGE DE SOUPAPE	8	
11	62Y-12158-00	NUT, LOCK CONTRE-ECROU	8	
12	62Y-12238-00	PLATE, BOLT STOPPER PLAQUE, BUTEE DE BOULON	2	
13	62Y-12279-00	PLATE PLAQUE	1	
14	62Y-12216-00	SPRING RESSORT	2	
15	90109-08M63	BOLT BOULON	5	



62YJA-5040

B3



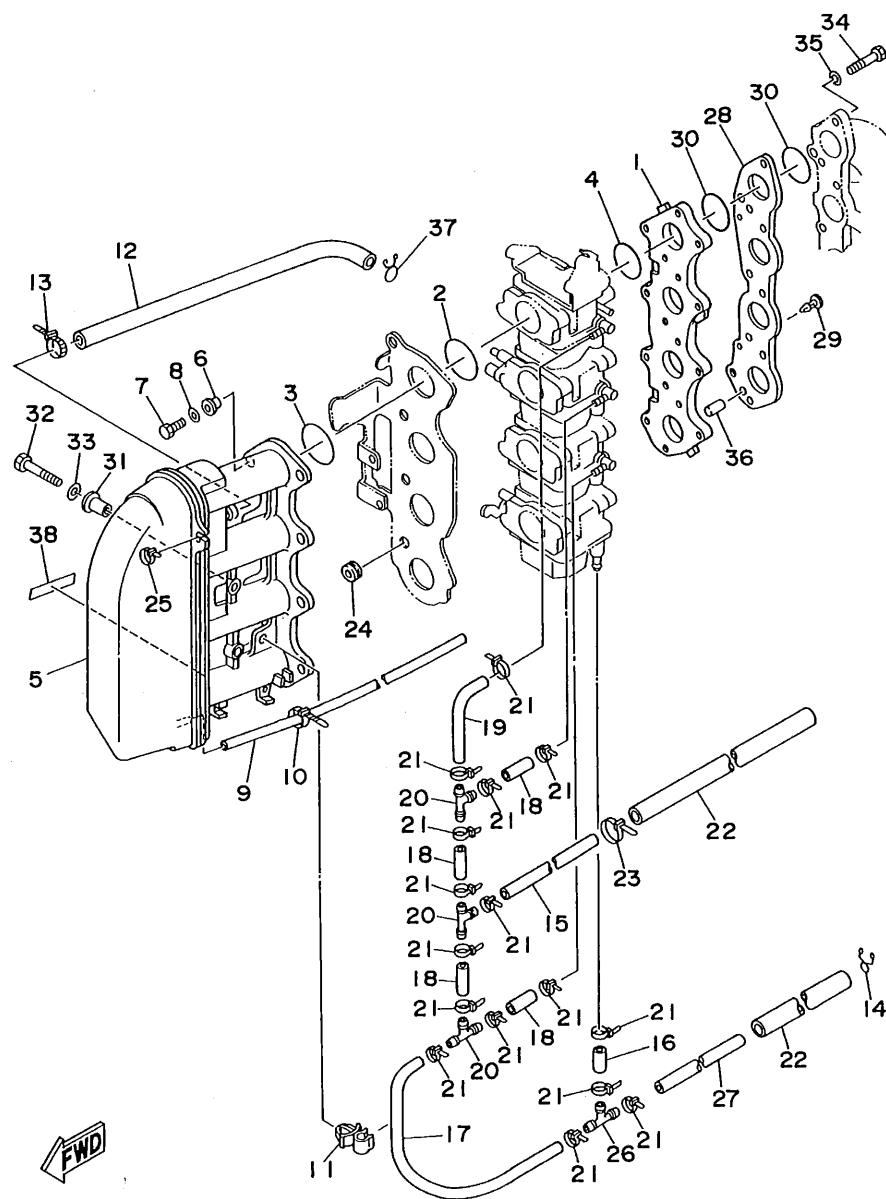
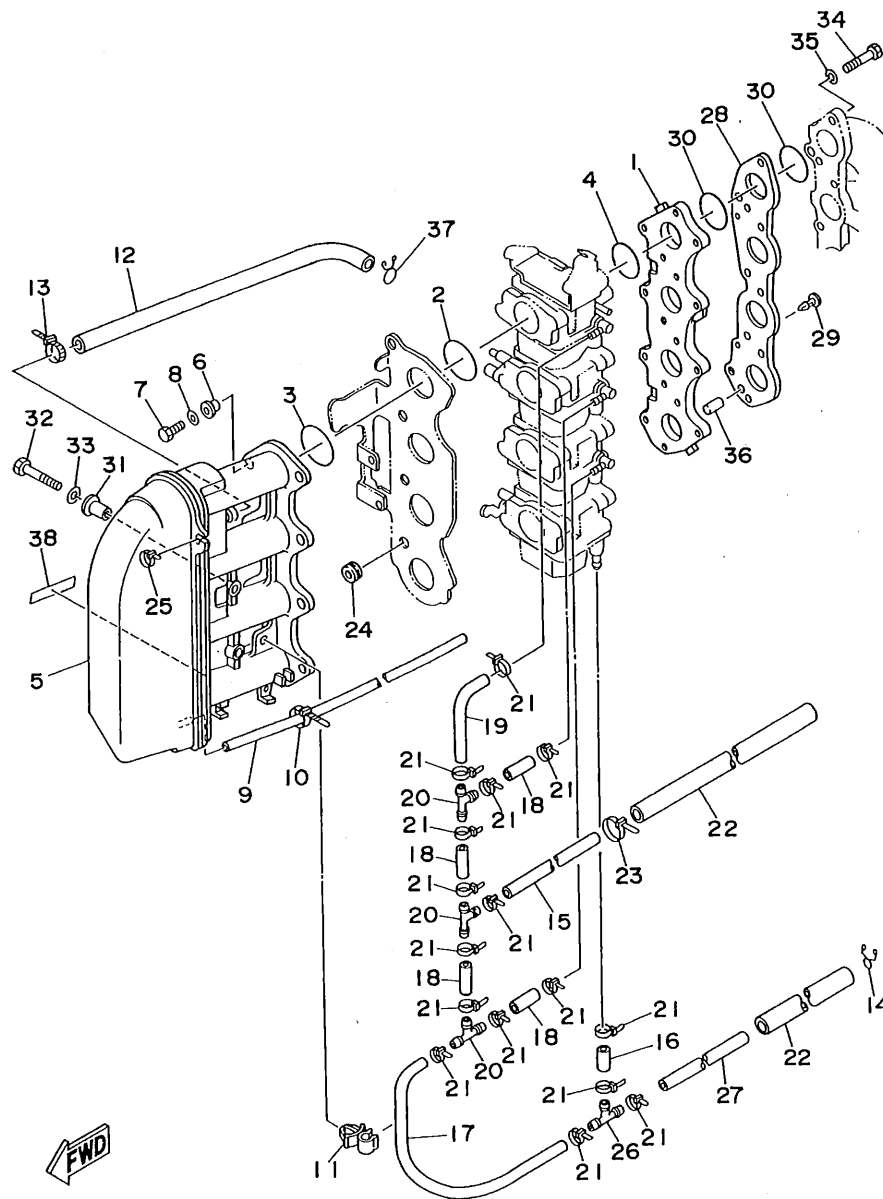


FIG. 5 INTAKE

ADMISSION

REF. NO.	PART NO. NO. PIECES	DESCRIPTION DESCRIPTION	Q'TY QTE	REMARKS REMARQUES
1	62Y-13586-00-94	JOINT, CARBURETOR 1 RACCORD, CARBURATEUR 1	1	
2	93210-35M86	O-RING JOINT TORIQUE	4	
3	93210-38MH3	O-RING JOINT TORIQUE	4	
4	93210-30MH4	O-RING JOINT TORIQUE	4	
5	62Y-14440-00	SILENCER ASSY, INTAKE SIENCIEUX D'ADMISSION	1	
6	90387-06M70	COLLAR COLLERETTE	8	
7	97095-06090	BOLT BOULON	8	
8	92990-06600	WASHER, PLATE RONDELLE, PLATE	8	
9	90445-07M38	HOSE DURITE	1	
10	90465-11M10	CLAMP BRIDE	1	
11	90464-10M32	CLAMP BRIDE	1	
12	62Y-15373-00	PIPE, BREATHER DURITE DE RENIFLARD	1	
13	90465-13M36	CLAMP BRIDE	1	
14	90467-10M04	CLIP JONC	1	
15	90445-10M33	HOSE DURITE	1	
16	90445-10M85	HOSE DURITE	1	
17	62Y-24311-00	PIPE, FUEL 1 DURITE A ESSENCE	1	
18	90445-10M14	HOSE DURITE	4	
19	62Y-24313-00	PIPE 3 DURITE 3	1	
20	688-24378-00	PIPE, JOINT 4 DURITE RACCORDMENT 4	3	
21	90465-11M10	CLAMP BRIDE	16	
22	90445-16M00	HOSE DURITE	2	
23	90465-11M10	CLAMP BRIDE	1	
24	90480-11224	GROMMET PASSE-FIL	4	
25	90465-11M10	CLAMP BRIDE	1	
26	62Y-24378-00	PIPE, JOINT 4 DURITE RACCORDMENT 4	1	
27	90445-10M18	HOSE DURITE	1	
28	62Y-14271-00	INSULATOR ISOLATEUR	1	

B4



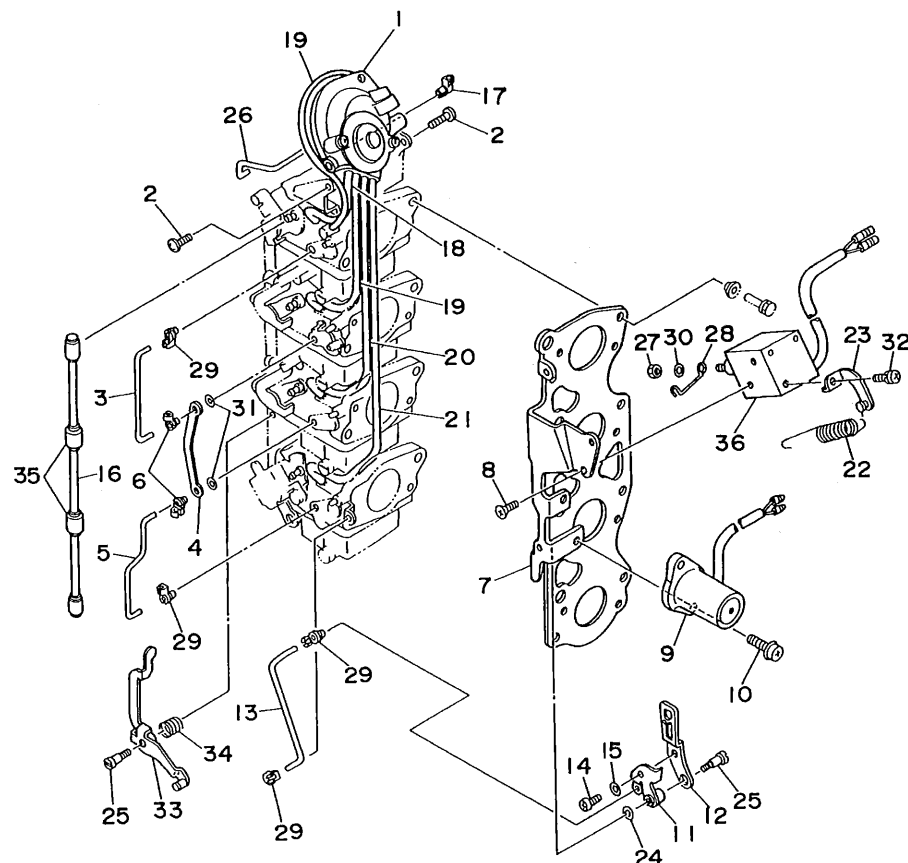
62YJA-5050

FIG. 5 INTAKE

ADMISSION

REF. NO.	PART NO. NO. PIECES	DESCRIPTION DESCRIPTION	Q'TY QTE	REMARKS REMARQUES
29	90338-04M17	PLUG PLOT	2	
30	93210-35M86	O-RING JOINT TORIQUE	8	
31	90387-06M15	COLLAR COLLERETTE	2	
32	97095-06030	BOLT BOULON	2	
33	92990-06600	WASHER, PLATE RONDELLE, PLATE	2	
34	97095-06025	BOLT BOULON	8	
35	92990-06600	WASHER, PLATE RONDELLE, PLATE	8	
36	93608-16M16	PIN, DOWEL AXE	2	
37	90467-15M14	CLIP JONC	1	
38	6E0-44191-11	INDICATOR, SHIFT ETIQUETTE, EMBRAYAGE	1	FOR JAPAN

B5



62YJA-5060

FIG. 6 CARBURETOR LINK

BIELLETTTE CARBURATEUR

REF. NO.	PART NO. NO. PIECES	DESCRIPTION DESCRIPTION	Q'TY QTE	REMARKS REMARQUES
1	62Y-14369-00	DIAPHRAGM ASSY 2 DIAPHRAGME 2	1	
2	97890-05006	SCREW, PAN HEAD VIS, CRUCIFORME	3	
3	62Y-14585-00	ROD, CHOKE TRINGLE, STARTER	1	
4	62Y-14585-10	ROD, CHOKE TRINGLE, STARTER	1	
5	62Y-14585-20	ROD, CHOKE TRINGLE, STARTER	1	
6	6F5-41262-01	JOINT, THROTTLE LEVER AXE	2	
7	62Y-14291-00	BRACKET 1 SUPPORT 1	1	
8	62Y-14592-00	SCREW VIS	2	
9	62Y-14380-00	PRIME STARTER ASSY DEMARREUR D'AMARCAGE ENS.	1	
10	62Y-14429-00	SCREW VIS	2	
11	62Y-14175-00	LEVER, STARTER 1 LEVIER, STARTER 1	1	
12	62Y-14175-10	LEVER, STARTER 1 LEVIER, STARTER 1	1	
13	62Y-14585-30	ROD, CHOKE TRINGLE, STARTER	1	
14	62Y-14567-00	SCREW VIS	1	
15	92990-05600	WASHER, PLATE RONDELLE, PLATE	1	
16	62Y-14585-40	ROD, CHOKE TRINGLE, STARTER	1	
17	62Y-41262-00	JOINT, CHOKE LEVER RACCORD, LEVIER DE STARTER	1	
18	62Y-14349-10	PIPE DURITE	1	
19	62Y-14349-20	PIPE DURITE	2	
20	62Y-14349-00	PIPE DURITE	1	
21	62Y-14349-30	PIPE DURITE	1	
22	62Y-14487-00	SPRING RESSORT	1	
23	62Y-14255-00	PLATE PLAQUE	1	
24	92990-04600	WASHER, PLATE RONDELLE, PLATE	1	
25	62Y-14429-10	SCREW VIS	2	
26	62Y-14585-50	ROD, CHOKE TRINGLE, STARTER	1	
27	62Y-14258-00	NUT, LOCK CONTRE-ECROU	1	
28	62Y-1212A-00	WIRE PULL FIL	1	

B6

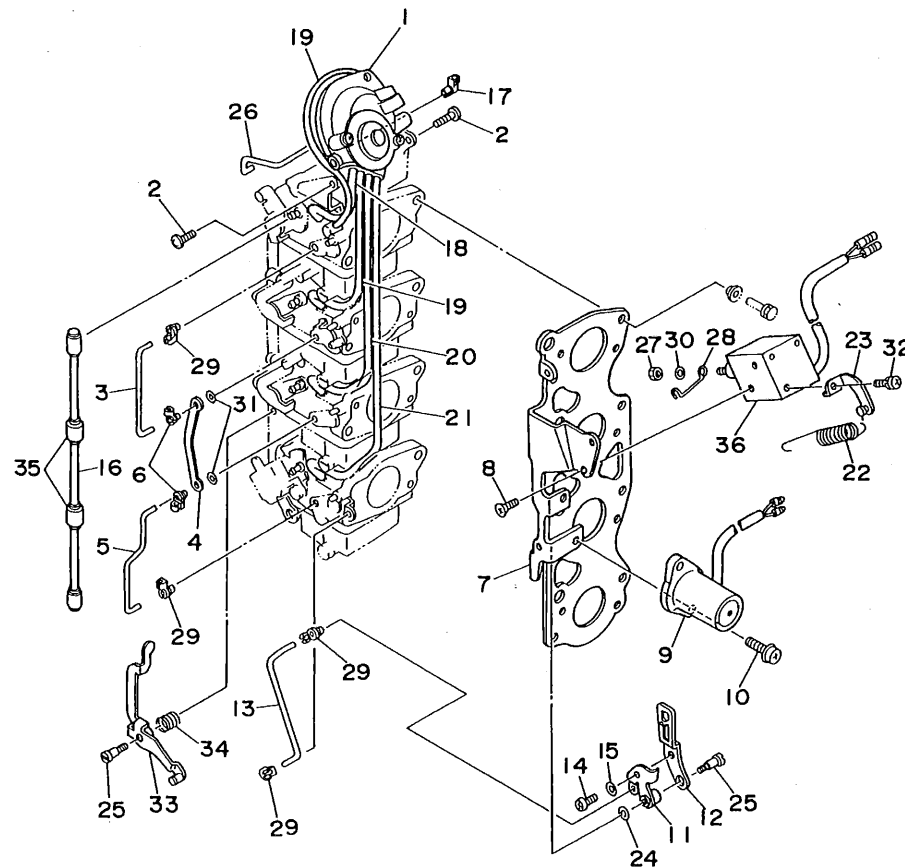


FIG. 6 CARBURETOR LINK

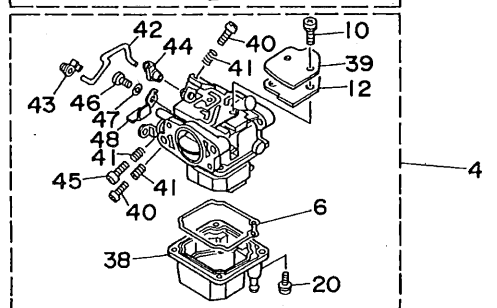
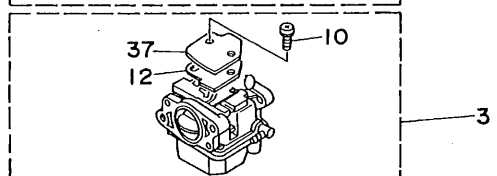
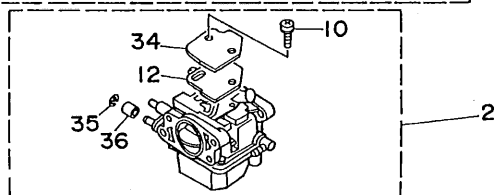
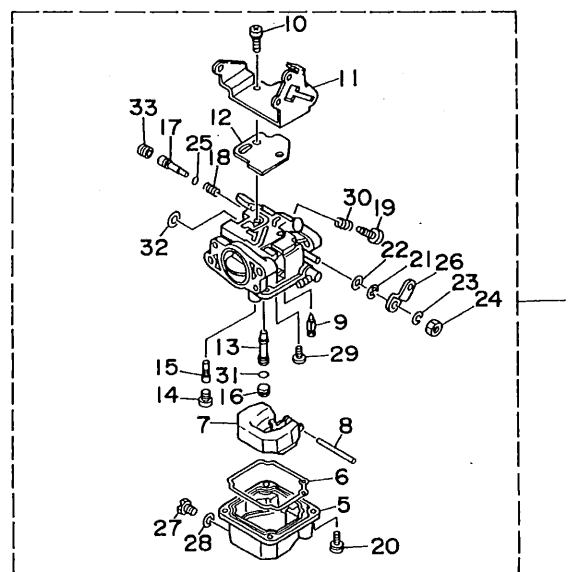
BIELLETTE CARBURATEUR

REF. NO.	PART NO. NO. PIECES	DESCRIPTION DESCRIPTION	Q'TY QTE	REMARKS REMARQUES
29	6F5-41262-01	JOINT, THROTTLE LEVER AXE	4	
30	62Y-14475-10	WASHER RONDELLE	1	
31	62Y-14596-00	WASHER RONDELLE	2	
32	97980-04108	SCREW, WITH WASHER VIS, AVEC RONDELLE	1	
33	62Y-14360-00	THROTTLE DAMPER ASSY AMORTISSEUR D'ACCELERATEUR	1	
34	62Y-14555-00	SPRING RESSORT	1	
35	62Y-14578-00	COLLAR COLLERETTE	2	
36	6E9-86111-01	COIL, SOLENOID BOBINE	1	



62YJA-5060

B7



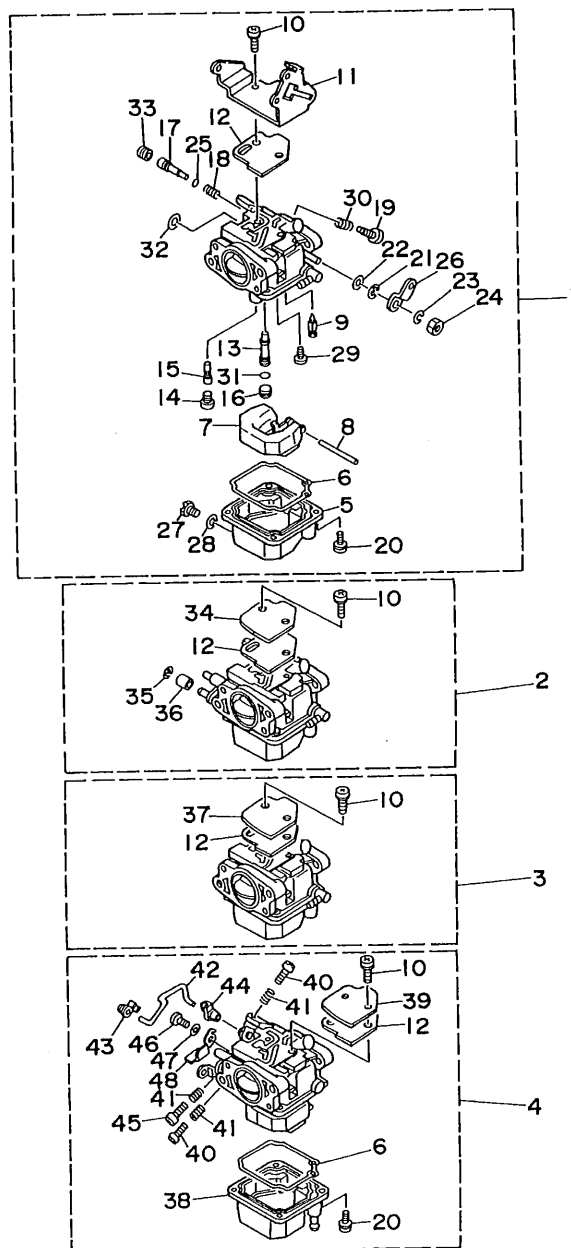
62YJA-5070

FIG. 7 CARBURETOR

CARBURATEUR

REF. NO.	PART NO. NO. PIECES	DESCRIPTION DESCRIPTION	Q'TY QTE	REMARKS REMARQUES
1	62Y-14901-00	CARBURETOR ASSY 1 CARBURATEUR 1 COMPLET	1 UR	
	62Y-14901-10	CARBURETOR ASSY 1 CARBURATEUR 1 COMPLET	1 UR F45A	
2	62Y-14902-00	CARBURETOR ASSY 2 CARBURATEUR 2 COMPLET	1 UR	
	62Y-14902-10	CARBURETOR ASSY 2 CARBURATEUR 2 COMPLET	1 UR F45A	
3	62Y-14903-00	CARBURETOR ASSY 3 CARBURATEUR 3 COMPLET	1 UR	
	62Y-14903-10	CARBURETOR ASSY 3 CARBURATEUR 3 COMPLET	1 UR F45A	
4	62Y-14904-00	CARBURETOR ASSY 4 CARBURATEUR 4 COMPLET	1 UR	
	62Y-14904-10	CARBURETOR ASSY 4 CARBURATEUR 4 COMPLET	1 UR F45A	
5	62Y-14381-00	.BODY, FLOAT CHAMBER .CORPS, CUVE DE FLOTTEUR	3 #1,2,3	
6	6L2-14384-00	.GASKET, FLOAT CHAMBER .JOINT, CUVE DE FLOTTEUR	4	
7	6L2-14385-00	.FLOAT .FLOTTEUR	4	
8	6E5-14386-01	.PIN, FLOAT .AXE, FLOTTEUR	4	
9	6L2-14392-00	.VALVE, NEEDLE .VALVE, NEEDLE	4	
10	97980-04110	.POINTEAU .SCREW, WITH WASHER .VIS, AVEC RONDELLE	8	
11	62Y-14157-00	.COVER, MIXING .COUVERCLE DE CHAMBRE	1 #1	
12	62Y-14399-00	.VALVE, BIMETAL .CLAPET, BILAME	4	
13	62Y-14341-00	.NOZZLE, MAIN .PUITS D'AIGUILLE	4 UR	
	62Y-14341-10	.NOZZLE, MAIN .PUITS D'AIGUILLE	4 UR F45A	
14	62Y-14343-56	.JET, MAIN (#112) .GICLEUR, PRINCIPAL (#112)	4 UR	
	62Y-14343-52	.JET, MAIN (#104) .GICLEUR, PRINCIPAL (#104)	2 UR F45A #1,2	
	62Y-14372-10	.JET, MAIN (#103) .GICLEUR, PRINCIPAL (#103)	2 UR F45A #3,4	
15	62Y-14342-21	.JET, PILOT (# 42) .GICLEUR, RALENTI (# 42)	4	
16	62Y-14355-00	.NOZZLE, MAIN 2 .PUITS D'AIGUILLE	4	
17	12V-14105-00	.PILOT SCREW SET .JEU DE VIS DE RICHESSE	4 UR	
	62Y-14323-10	.SCREW, AIR ADJUSTING .VIS DE DOSEUR D'AIR	4 UR F45A	
18	30X-14334-00	.SPRING, AIR ADJUSTING .RESSORT, VIS DE DOSEUR D'AIR	4	
19	62Y-14321-00	.SCREW, THROTTLE .VIS, ACCELERATEUR	3 #1,2,3	
20	97980-04112	.SCREW, WITH WASHER .VIS, AVEC RONDELLE	16	

C1



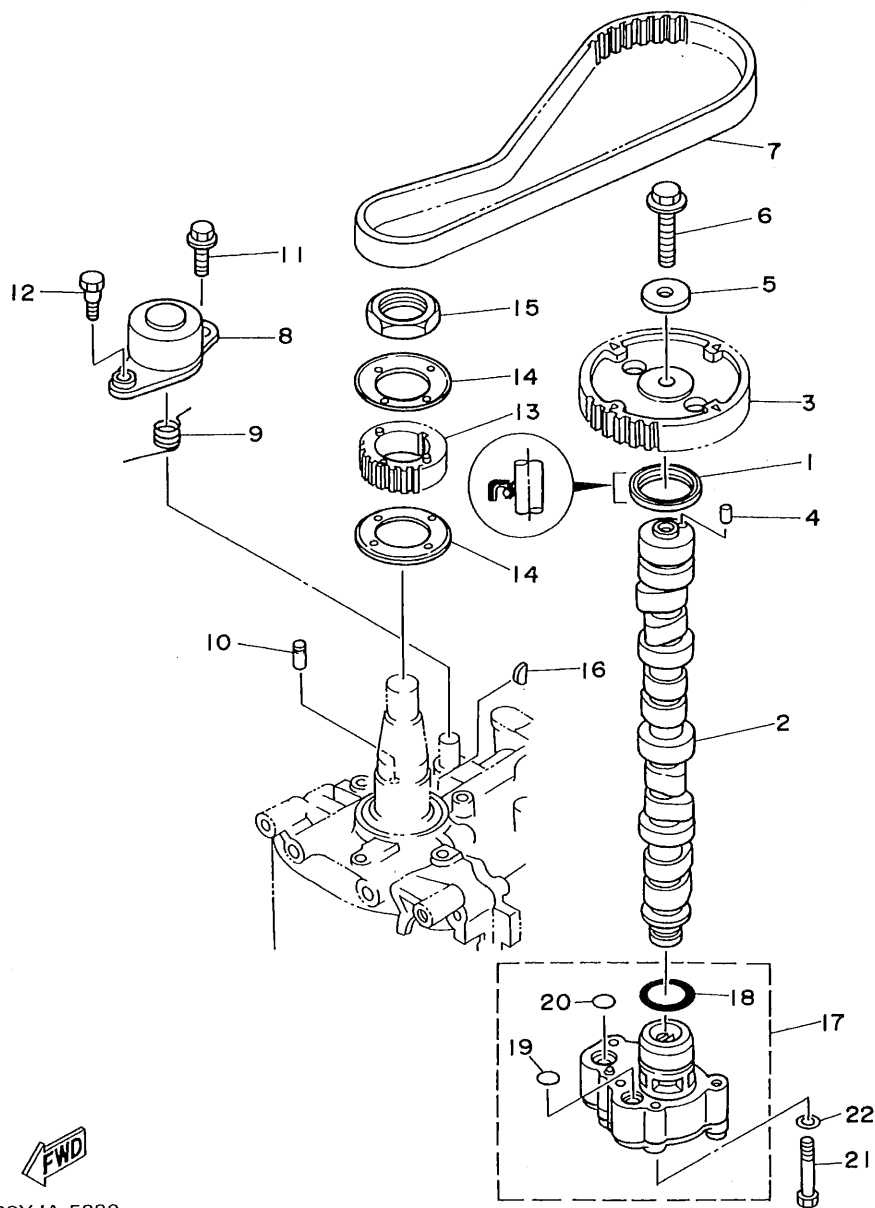
62YJA-5070

FIG. 7 CARBURETOR

CARBURATEUR

REF. NO.	PART NO. NO. PIECES	DESCRIPTION DESCRIPTION	Q'TY QTE	REMARKS REMARQUES
21	93430-04301	.CIRCLIP	4	
22	62Y-14475-00	.CLIPS	4	
23	6A1-14356-00	.WASHER	1 #1	
24	654-14363-01	.RONDELLE	1 #1	
25	5H0-14397-00	.WASHER, SPRING	4	
26	62Y-14276-00	.RONDELLE	1 #1	
27	62Y-14383-00	.NUT	4	
28	62Y-14398-00	.ECROU	4	
29	98980-04006	.O-RING	4	
30	646-14212-01	.JOINT TORIQUE	3 #1,2,3	
31	6F5-14397-00	.LEVER	4	
32	6L2-14357-00	.LEVIER	3 #1,2,3	
33	50M-14355-00	.SCREW, DRAIN	4	
34	6L2-14157-00	.BOUCHON, PURGE	1 #2	
35	62Y-14159-00	.GASKET	1 #2	
36	62Y-14267-00	.JOINT	1 #3	
37	6L2-14157-00	.SCREW, BIND	1 #4	
38	62Y-14381-10	.VIS	1 #4	
39	6L2-14157-00	.SPRING, PILOT ADJUSTING	1 #4	
40	62Y-14321-00	.RESSORT, VIS DE RALENTI	2 #4	
41	646-14212-01	.O-RING	3 #4	
42	62Y-14379-00	.JOINT TORIQUE	1 #4	
43	6F5-41262-01	.WASHER, PLAIN	1 #4	
44	62Y-41262-00	.RONDELLE PLATE	1 #4	
45	664-14321-01	.PLUG	1 #4	
46	664-14327-01	.PLOT	1 #4	
47	62Y-14597-00	.COVER, MIXING	1 #4	
48	62Y-14573-00	.COUVERCLE DE CHAMBRE	1 #4	

C2



62YJA-5080

FIG. 8 OIL PUMP

POMPE A HUILE

REF. NO.	PART NO. NO. PIECES	DESCRIPTION DESCRIPTION	Q'TY QTE	REMARKS REMARQUES
1	93102-37M40	OIL SEAL	1	
2	62Y-12171-00	CAMSHAFT 1 ARBRE A CAMES 1	1	
3	62Y-11537-00	GEAR, DRIVEN PIGNON SECONDAIRE	1	
4	93605-14143	PIN, DOWEL AXE	1	
5	90201-10M06	WASHER, PLATE RONDELLE, PLATE	1	
6	95895-10040	BOLT, FLANGE BOULON	1	
7	62Y-46241-00	BELT COURROIE	1	
8	62Y-11590-00	TENSIONER ASSY TENDEUR (ENS.)	1	
9	90508-23M36	SPRING, TORSION RESSORT, TORSION	1	
10	90249-07M29	PIN GOUPILLE	1	
11	95895-08020	BOLT, FLANGE BOULON	1	
12	90109-06M64	BOLT BOULON	1	
13	62Y-11536-00	GEAR, DRIVE PIGNON SECONDAIRE	1	
14	62Y-11557-00	WASHER 1 RONDELLE 1	2	
15	90170-35M32	NUT ECROU	1	
16	90280-04M06	KEY, WOODRUFF CLAVETTE, DEMI-LUNE	1	
17	62Y-13300-00	OIL PUMP ASSY POMPE A HUILE COMPLET	1	
18	93210-33MH2	.O-RING .JOINT TORIQUE	1	
19	93210-12MG9	.O-RING .JOINT TORIQUE	1	
20	93210-14515	.O-RING .JOINT TORIQUE	1	
21	97313-06040	BOLT BOULON	4	
22	92990-06600	WASHER, PLATE RONDELLE, PLATE	4	

C3

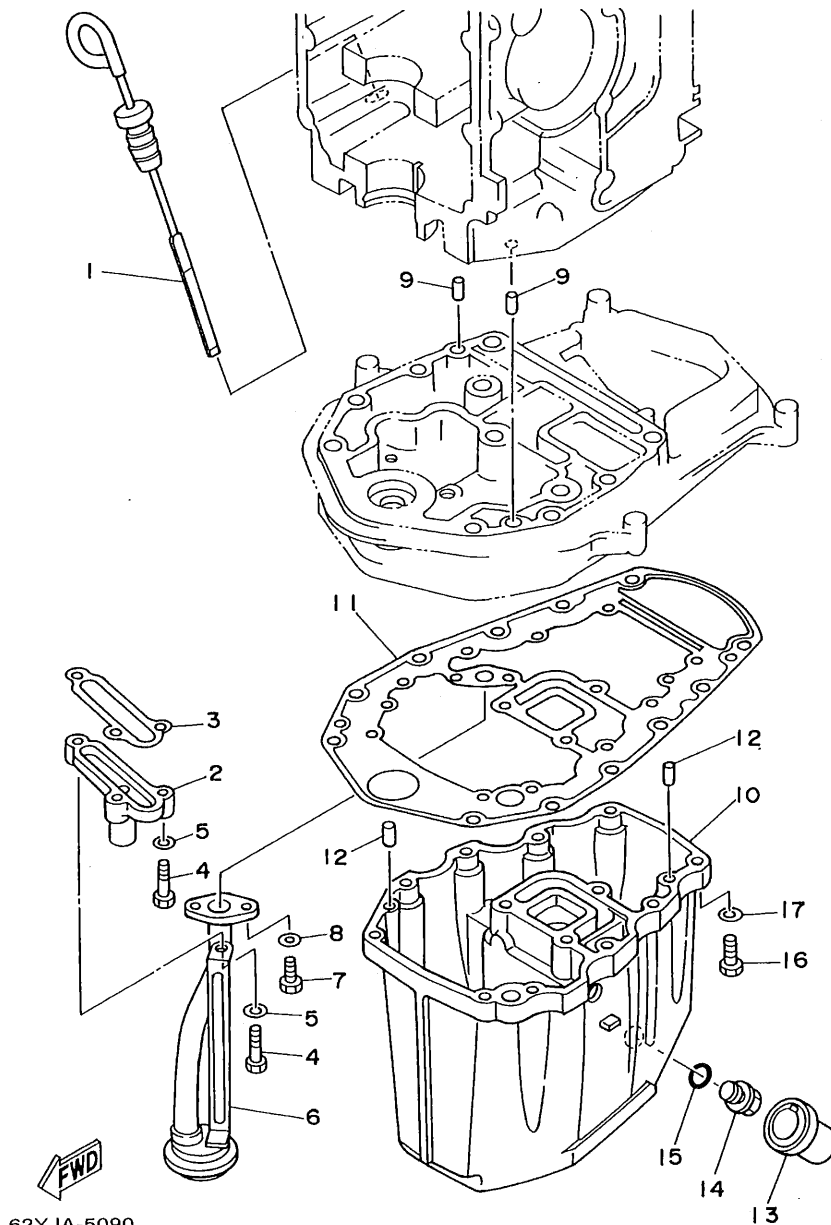


FIG. 9 OIL PAN

VENTILATEUR D'HUILE

REF. NO.	PART NO. NO. PIECES	DESCRIPTION DESCRIPTION	Q'TY QTE	REMARKS REMARQUES
1	62Y-15362-00	PLUG, OIL LEVEL PLOT, NIVEAU D'HUILE	1	
2	62Y-11575-00	RELIEF VALVE ASS'Y SOUPAPE DE RENTREE D'AIR	1	
3	62Y-13475-00	GASKET JOINT	1	
4	97013-06025	BOLT BOULON	3	
5	92990-06600	WASHER, PLATE RONDELLE, PLATE	3	
6	62Y-13411-00	STRAINER, OIL FILTRE, HUILE	1	
7	97014-06016	BOLT BOULON	2	
8	92990-06600	WASHER, PLATE RONDELLE, PLATE	2	
9	93608-12M05	PIN, DOWEL AXE	2	
10	62Y-15311-00-5B	OIL PAN VENTILATEUR D'HUILE	1	
11	62Y-15312-00	GASKET, OIL PAN JOINT DE VENTILATEUR D'HUILE	1	
12	93606-12019	PIN, DOWEL GOUPILLE	4	
13	62Y-15316-00	DAMPER, ENGINE MOUNT 1 AMORTISSEUR DE SUPPORT	1	
14	62Y-13471-00	PLUG, DRAIN PLOT, VIDANGE	1	
15	93210-14515	O-RING JOINT TORIQUE	1	
16	97095-06025	BOLT BOULON	10	
17	92990-06600	WASHER, PLATE RONDELLE, PLATE	10	

C4



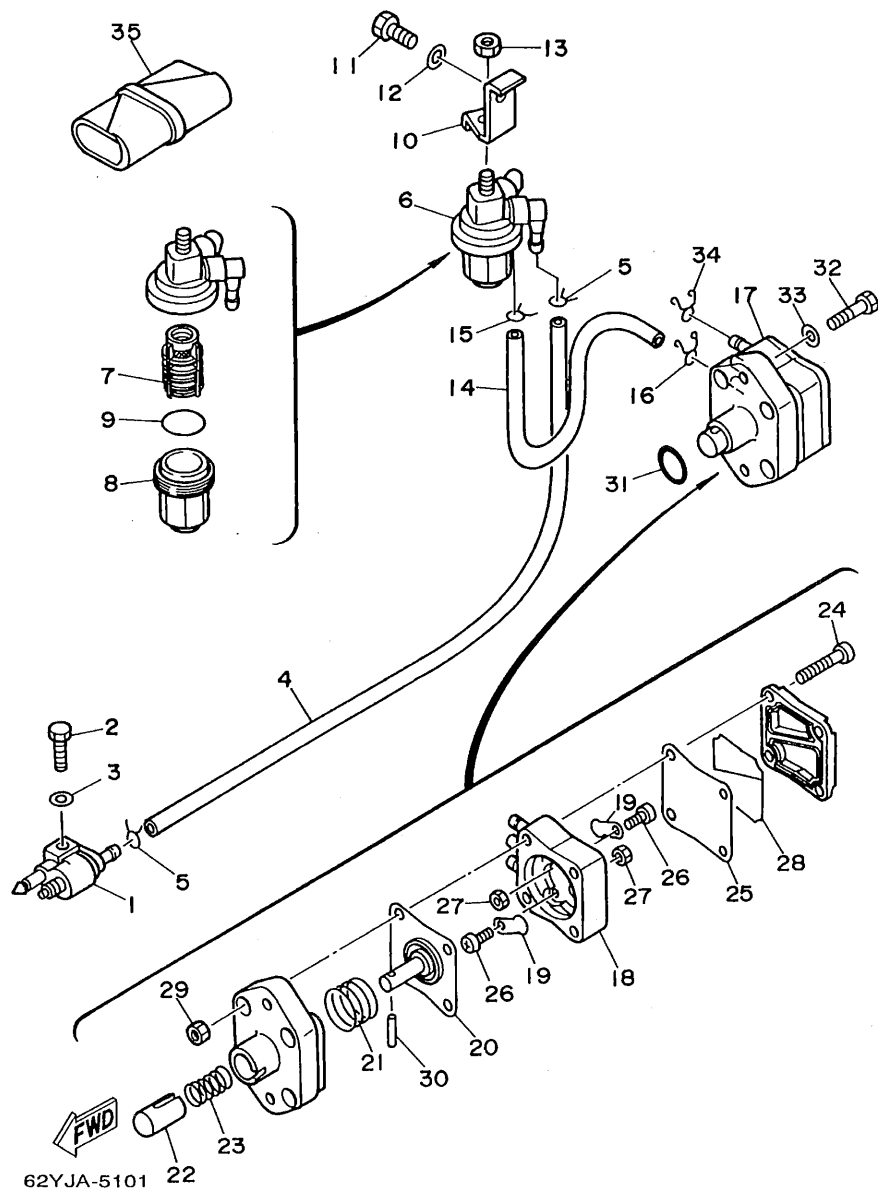


FIG. 10 FUEL

CARBURANT

REF. NO.	PART NO. NO. PIECES	DESCRIPTION DESCRIPTION	Q'TY QTE	REMARKS REMARQUES
1	6G1-24304-02	FUEL PIPE JOINT COMP. 1	1	
2	97095-06025	DURITE RACCORDEMT. A ESSENCE	1	
3	92990-06600	BOLT BOULON	1	
4	90445-10M34	WASHER, PLATE RONDELLE, PLATE	1	
5	90467-09M03	HOSE DURITE	1	
6	61N-24560-00	CLIP JONC	2	
7	61N-24563-00	FILTER ASSY ENS FILTRE	1	
8	61N-24521-00	.ELEMENT, FILTER .ELEMENT, FILTRE	1	
9	93210-32738	.CUP, FILTER .CUVETTE, FILTRE	1	
10	62Y-24566-00	.O-RING .JOINT TORIQUE	1	
11	97095-08014	BRACKET, FILTER SUPPORT, FILTRE	1	
12	92995-08600	BOLT BOULON	1	
13	95380-08600	WASHER RONDELLE	1	
14	90445-10M48	NUT ECROU	1	
15	90467-09M03	HOSE DURITE	1	
16	90467-10M04	CLIP JONC	1	
17	62Y-24410-00	CLIP JONC	1	
18	62Y-24413-00	FUEL PUMP ASSY POMPE A ESSENCE	1	
19	6A0-24421-01	.BODY 2 .CORPS 2	1	
20	62Y-24411-00	.VALVE, CHECK .SOUPAPE, RETENUE	2	
21	62Y-24423-00	.DIAPHRAGM .DIAPHRAGME	1	
22	62Y-13131-00	.SPRING, DIAPHRAGM .RESSORT, DIAPHRAGME	1	
23	62Y-24454-00	.PLUNGER .PLONGEUR	1	
24	62Y-24444-00	.SPRING .RESSORT	1	
25	62Y-24471-00	.SCREW .VIS	4	
26	6A0-14325-00	.DIAPHRAGM .DIAPHRAGME	1	
27	95380-03600	.SCREW, PAN HEAD .VIS TETE CONIQUE	2	
28	62Y-24452-00	.NUT .ECROU	2	
		.COVER .COUVERCLE	1	

C5

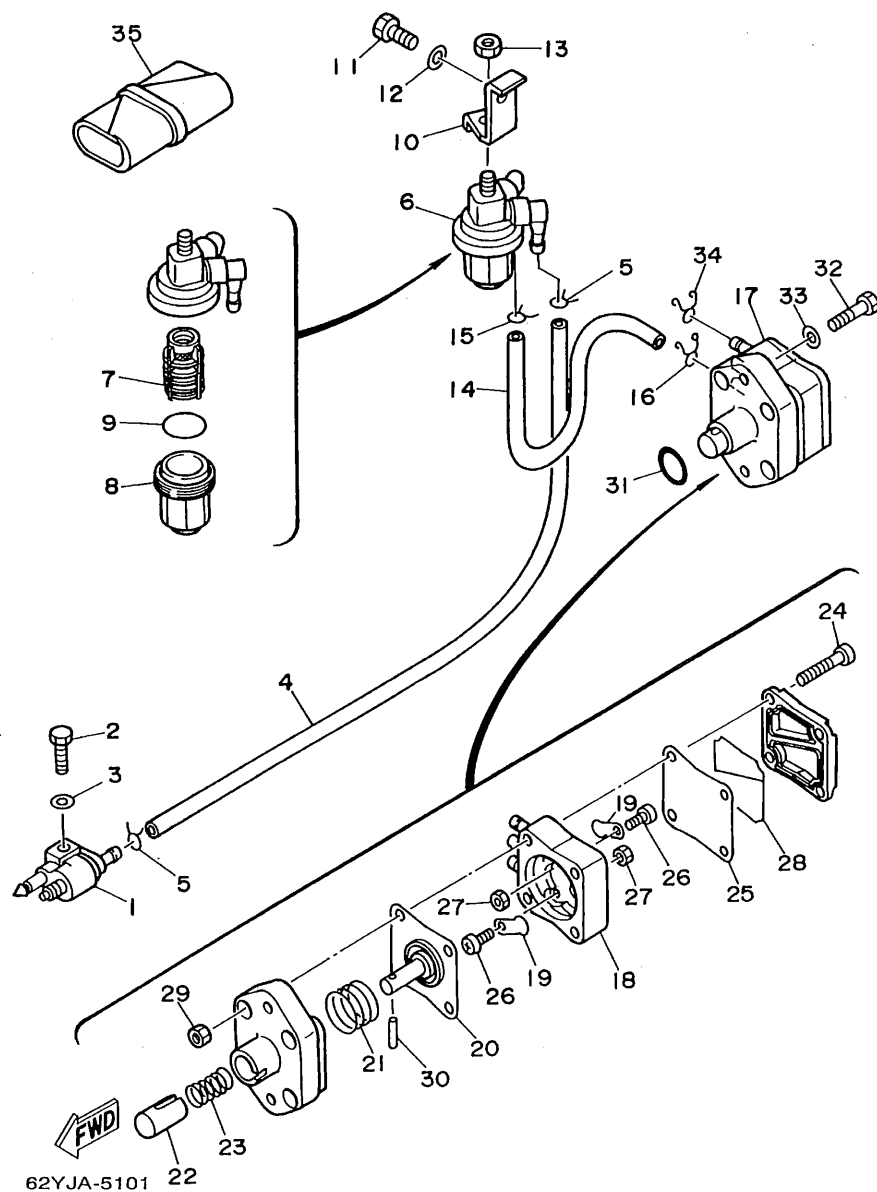
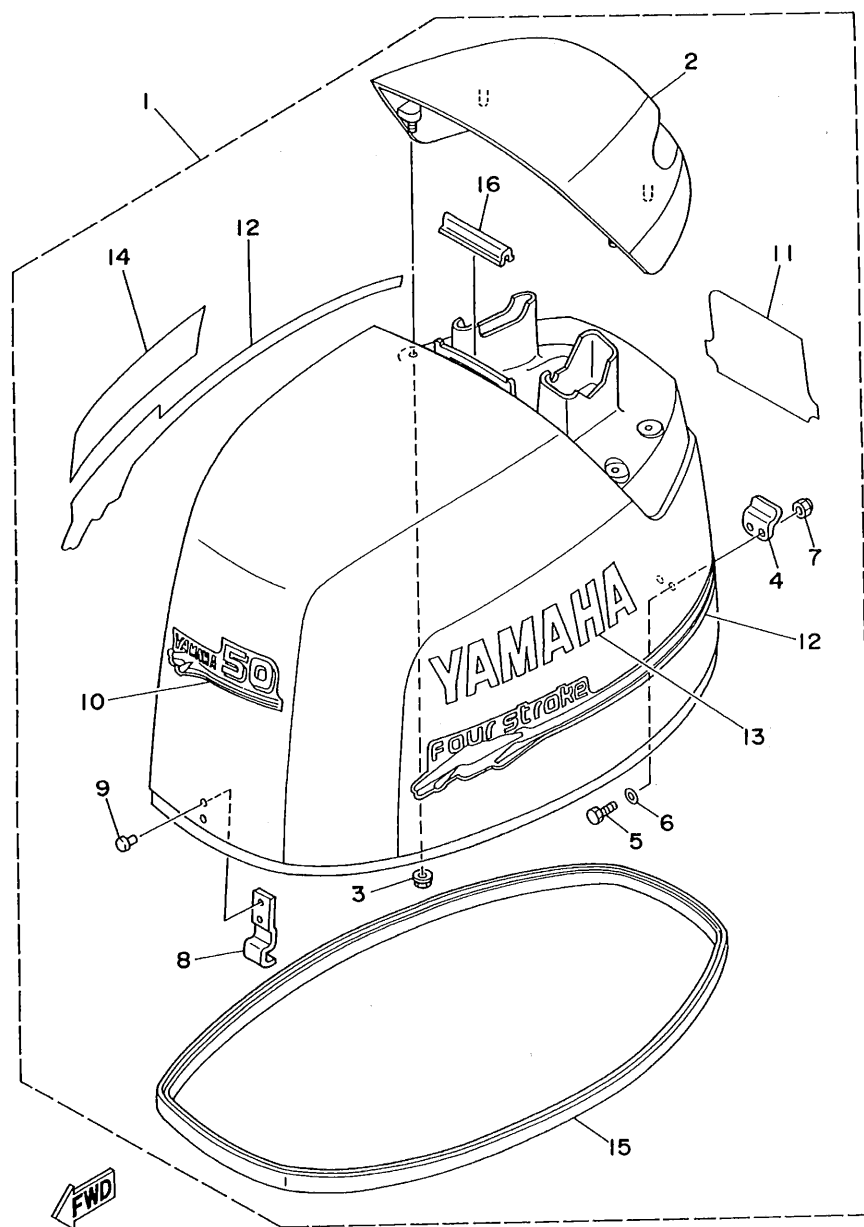


FIG. 10 FUEL

CARBURANT

REF. NO.	PART NO. NO. PIECES	DESCRIPTION DESCRIPTION	Q'TY QTE	REMARKS REMARQUES
29	95380-05600	.NUT .ECROU	4	
30	62Y-24374-00	.PIN .GOUPILE	1	
31	93210-25070	O-RING JOINT TORIQUE	1	
32	97095-06030	BOLT BOULON	2	
33	92990-06600	WASHER, PLATE RONDELLE, PLATE	2	
34	90467-10M04	CLIP JONC	1	
35	62Y-28100-00	TOOL KIT TROUSSE A OUTILS	1	

C6

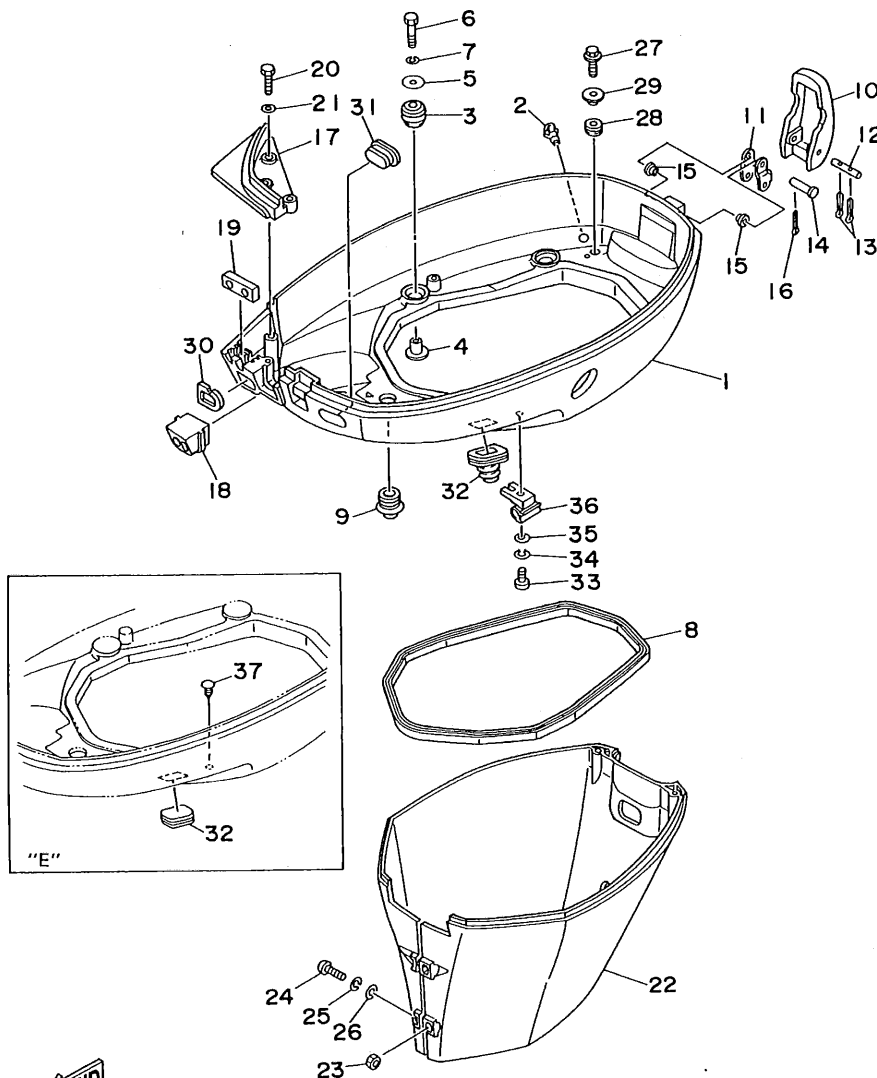


62YJA-5110

FIG. 11 TOP COWLING

CAPOT SUPERIEUR

REF. NO.	PART NO. NO. PIECES	DESCRIPTION DESCRIPTION	Q'TY QTE	REMARKS REMARQUES
1	62Y-42610-00-4D	TOP COWLING ASSY CAPOT (ENS.)	1	UR F50A
	64J-42610-00-4D	TOP COWLING ASSY CAPOT (ENS.)	1	UR F50B
	62Y-42610-10-4D	TOP COWLING ASSY CAPOT (ENS.)	1	UR F45A
2	62Y-42613-00-4D	.MOLDING, AIR DUCT .MANCHON A AIR	1	
3	90179-06M24	.NUT .ECROU	4	
4	62Y-42652-00	.HOOK .CROCHET	1	
5	97095-05016	.BOLT .BOULON	2	
6	92990-05600	.WASHER, PLATE .RONDELLE, PLATE	2	
7	95780-05300	.NUT, FLANGE .ECROU	2	
8	62Y-42651-00	.HOOK .CROCHET	1	
9	90266-06M02	.RIVET .RIVET	2	
10	62Y-42677-00	.GRAPHIC, FRONT .ADHESIF, AVANT	1	UR
	62Y-42677-10	.GRAPHIC, FRONT .ADHESIF, AVANT	1	UR F45A
11	62Y-42678-00	.GRAPHIC, REAR .ADHESIF, ARRIERE	1	UR F50A
	64J-42678-00	.GRAPHIC, REAR .ADHESIF, ARRIERE	1	UR F50B
	62Y-42678-10	.GRAPHIC, REAR .ADHESIF, ARRIERE	1	UR F45A
12	62Y-W0070-00	.GRAPHIC SET .JEU DIEMBLEMES	1	
13	62Y-42681-00	.MARK, COWLING .ADHESIF, CAPOT	1	
14	62Y-42682-00	.MARK, COWLING .ADHESIF, CAPOT	1	
15	62Y-42615-00	.SEAL .JOINT	1	
16	61N-42628-00	.SEAL .JOINT	1	



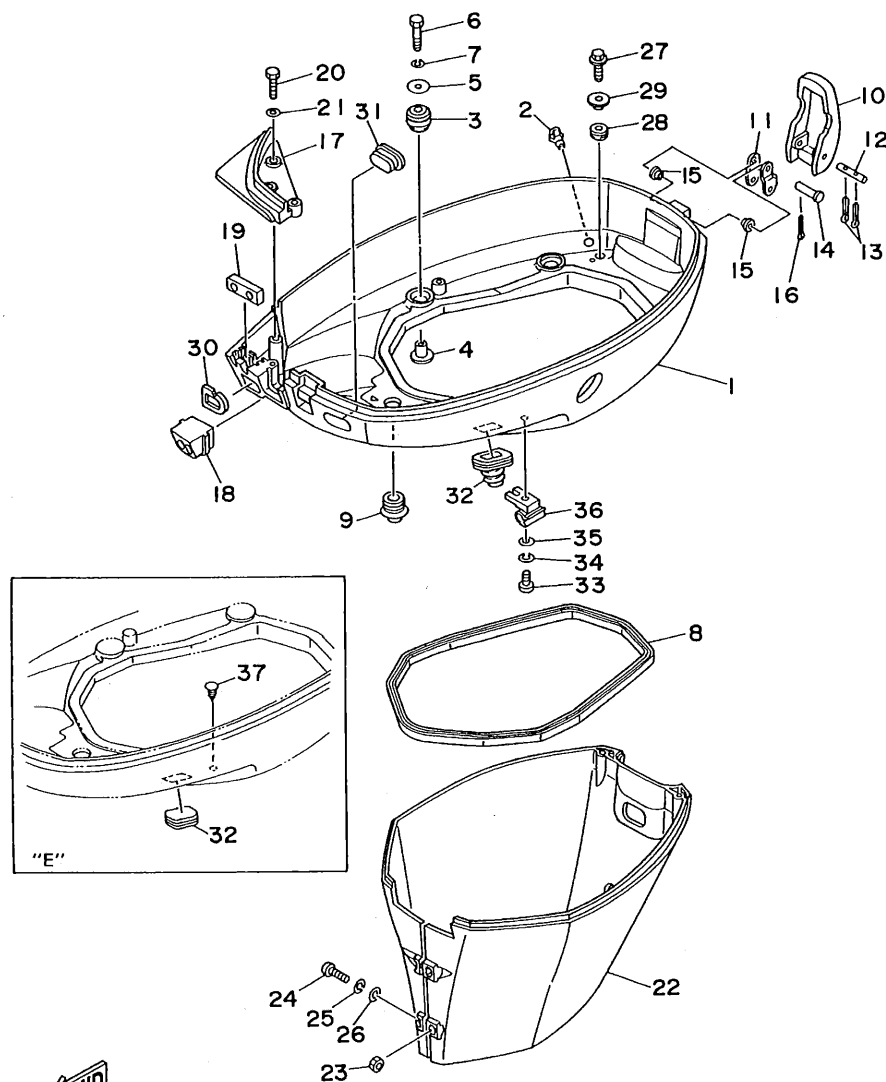
62YJA-5120

FIG. 12 BOTTOM COWLING

CAPOT INFERIEUR

REF. NO.	PART NO.	DESCRIPTION	Q'TY	REMARKS
1	62Y-42711-00-4D	COWLING, BOTTOM	1	UR
	62Y-42711-10-4D	COWLING, BOTTOM	1	UR PTT
2	6H3-44391-01	NIPPLE, HOSE	1	
3	90480-09M12	RACCORD D'ESSENCE	4	
4	90387-06M69	GROMMET	4	
5	90201-064T6	PASSE-FIL	4	
6	97095-06030	COLLAR	4	
7	92995-06100	COLLERETTE	4	
8	90201-064T6	WASHER, PLATE	4	
9	90201-064T6	RONDELLE, PLATE	4	
10	97095-06030	BOLT	4	
11	92995-06100	BOULON	4	
12	92995-06100	WASHER, SPRING	4	
13	92995-06100	RONDELLE, GROWER	4	
14	62Y-42716-00	RUBBER, SEAL 1	1	
15	62Y-42716-00	JOINT EN CAOUTCHOUC 1	1	
16	6E5-42724-00	GROMMET	1	
17	62Y-42724-00	PASSE-FIL	1	
18	62Y-42828-00-4D	PLATE, CLAMP	1	
19	62Y-42815-00	PLAQUE, PRESSE	1	
20	62Y-42815-00	LEVER, CLAMP	1	
21	62Y-42815-00	LEVIER, PRESSE	1	
22	90249-05M30	PIN	1	
23	90249-05M30	GOUPILLE	1	
24	91490-16010	PIN, COTTER	2	
25	91490-16010	GOUPILLE	2	
26	90240-05M19	PIN, CLEVIS	1	
27	90240-05M19	BOULON, A GOUPILLE	1	
28	90386-05002	BUSH	2	
29	90386-05002	DOUILLE	2	
30	91490-16010	PIN, COTTER	1	
31	91490-16010	GOUPILLE	1	
32	62Y-42738-00-5B	PLATE, FITTING	1	
33	62Y-42725-00	ETRIER	1	
34	62Y-42725-00	GROMMET	1	
35	62Y-42725-00	PASSE-FIL	1	
36	62Y-42727-00	GROMMET	1	
37	62Y-42727-00	PASSE-FIL	1	
38	97095-06020	BOLT	3	
39	97095-06020	BOULON	3	
40	92990-06600	WASHER, PLATE	3	
41	92990-06600	RONDELLE, PLATE	3	
42	62Y-42741-00-4D	APRON	1	
43	62Y-42741-00-4D	CAPOT LATERAL	1	
44	95380-06600	NUT	2	
45	95380-06600	ECROU	2	
46	98580-06025	SCREW, PAN HEAD	2	
47	98580-06025	VIS	2	
48	92995-06100	WASHER, SPRING	2	
49	92995-06100	RONDELLE, GROWER	2	
50	92990-06600	WASHER, PLATE	2	
51	92990-06600	RONDELLE, PLATE	2	
52	95895-06016	BOLT, FLANGE	2	
53	95895-06016	BOULON	2	

D1

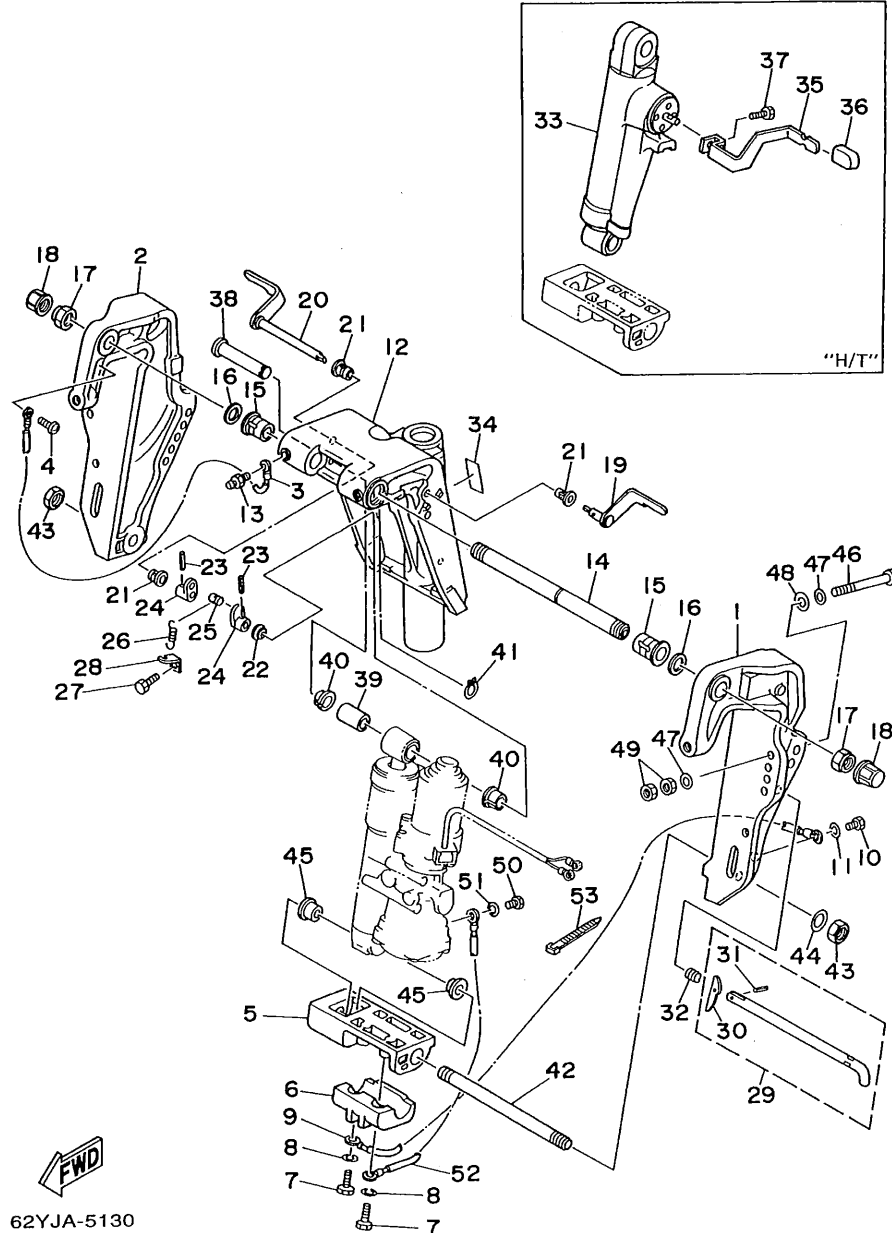


62YJA-5120

FIG. 12 BOTTOM COWLING

CAPOT INFERIEUR

REF. NO.	PART NO.	DESCRIPTION	Q'TY	REMARKS
28	90480-13M24	GROMMET PASSE-FIL	2	
29	90387-06M40	COLLAR COLLERETTE	2	
30	61N-24329-00	SEAL JOINT	1	
31	6H3-42727-00	GROMMET PASSE-FIL	1	
32	6H4-42726-00	GROMMET PASSE-FIL	1	UR
	688-42726-10	GROMMET PASSE-FIL	1	UR PTT
33	98580-06025	SCREW, PAN HEAD VIS	1	
34	92995-06100	WASHER, SPRING RONDELLE, GROWER	1	
35	92990-06600	WASHER, PLATE RONDELLE, PLATE	1	
36	90464-09M43	CLAMP BRIDE	1	
37	90338-05M03	PLUG PLOT	1	



62YJA-5130

FIG. 13 BRACKET 1

SUPPORT 1

REF. NO.	PART NO. NO. PIECES	DESCRIPTION DESCRIPTION	Q'TY QTE	REMARKS REMARQUES
1	63D-43111-00-4D	BRACKET, CLAMP PRESSE	1	
2	63D-43112-00-4D	BRACKET, CLAMP PRESSE	1	
3	63D-82148-00	WIRE, LEAD 4 FIL 4	1	
4	97885-06008	SCREW, PAN HEAD VIS, TETE TRONCONIQUE	1	
5	63D-43128-01-4D	SPACER, CLAMP BRACKET ENTRETOISE	1	
6	63D-45251-00	ANODE	1	
7	97095-06025	BOLT BOULON	2	
8	92995-06100	WASHER, SPRING RONDELLE, GROWER	2	
9	6H1-82148-00	WIRE, LEAD 4 FIL 4	1	
10	97095-06010	BOLT BOULON	1	
11	92990-06600	WASHER, PLATE RONDELLE, PLATE	1	
12	63D-43311-10-4D	BRACKET, SWIVEL SUPPORT, PIVOT	1	
13	93700-06M03	NIPPLE, GREASE PION	3	
14	63D-43131-00	BOLT, CLAMP BRACKET BOULON, PRESSE	1	
15	90386-22M15	BUSH DOUILLE	2	
16	90201-22M03	WASHER, PLATE RONDELLE, PLATE	2	
17	90185-22M11	NUT, SELF-LOCKING ECROU, AUTO-BLOCANT	2	
18	6G5-43145-00	CAP, CLAMP BRACKET CAPUCHON, PRESSE	2	
19	6H5-43181-03	LEVER, TILT STOP LEVIER, VERROUILLAGE RELEVAGE	1	
20	6H5-43185-03	LEVER, TILT STOP LEVIER, VERROUILLAGE RELEVAGE	1	
21	90386-10M16	BUSH DOUILLE	3	
22	90386-10025	BUSH DOUILLE	1	
23	91690-30020	PIN, SPRING AGRAFFE	2	
24	6G5-43148-00	COLLAR, DISTANCE ENTRETOISE	2	
25	90249-06M19	PIN GOUPILLE	1	
26	90506-14M24	SPRING, TENSION RESSORT, TENSION	1	
27	97095-06010	BOLT BOULON	1	
28	6G5-43144-00	HOOK, SPRING CROCHET	1	

D3

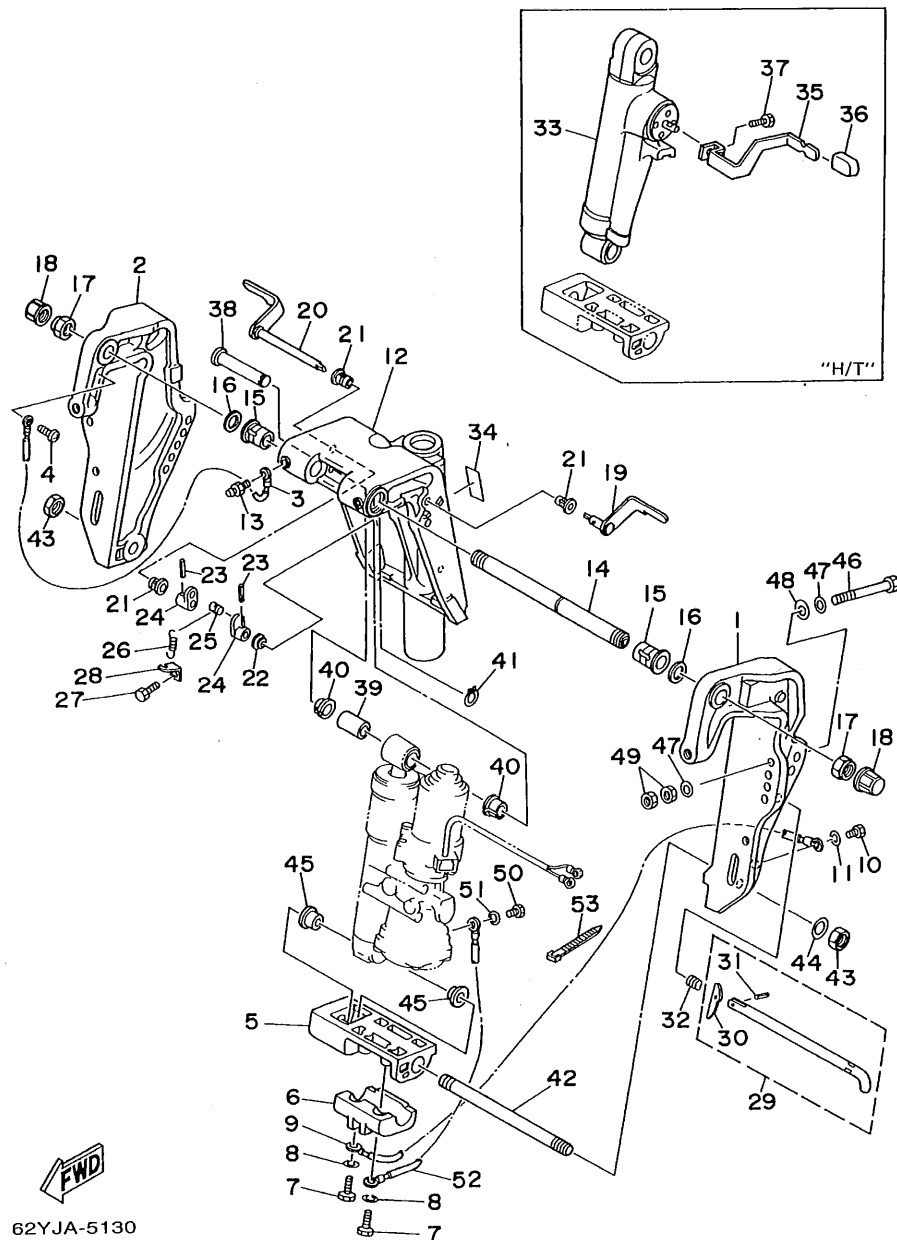
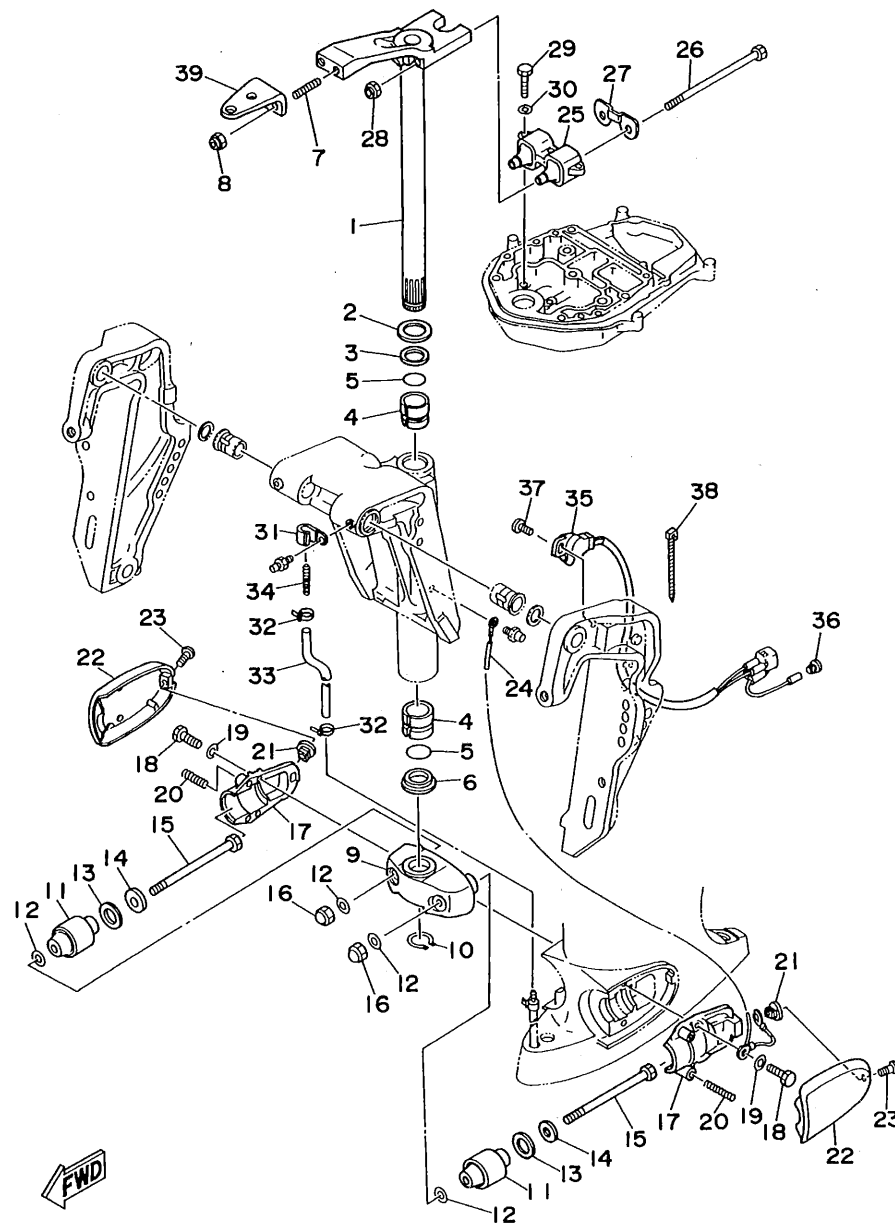


FIG. 13 BRACKET 1

SUPPORT 1

REF. NO.	PART NO. NO. PIECES	DESCRIPTION DESCRIPTION	Q'TY QTE	REMARKS REMARQUES
29	688-43160-01	TILT ROD ASSY BROCHE D'INCLINAISON (ENS.)	1	
30	688-43165-00	.PLATE, TILT LOCK .TAQUET, BROCHE INCLINAISON	1	
31	91690-30012	.PIN, SPRING .AGRAFFE	1	
32	90502-16M02	SPRING, CONICAL RESSORT, CONIQUE	1	
33	62Y-43170-00-40	SHOCK ABSORBER ASSY AMORTISSEUR (ENS.)	1 H/T	
34	63D-43691-00	INDICATOR, TILT ETIQUETTE, RELEVAGE	1 H/T	
35	63D-43631-00	LEVER, TILT LEVIER, INCLINAISON	1 H/T	
36	682-43318-01	COVER CAPUCHON	1 H/T	
37	97095-06010	BOLT BOULON	1 H/T	
38	6E5-43126-02	PIN, UPPER SHOCK MOUNT AXE, SUPERIEUR AMORTISSEUR	1	
39	90386-18M92	BUSH DOUILLE	1	
40	90386-18M35	BUSH DOUILLE	2	
41	93410-18M02	CIRCLIP CLIPS	1	
42	90116-18M52	BOLT, STUD GOUJON	1	
43	90170-18M10	NUT ECROU	2	
44	92995-18600	WASHER RONDELLE, PLATE	1	
45	90386-18M44	BUSH DOUILLE	2	
46	90101-12M65	BOLT BOULON	4 AP	
47	92995-12200	WASHER RONDELLE	8 AP	
48	90201-12426	WASHER, PLATE RONDELLE, PLATE	4 AP	
49	95380-12600	NUT ECROU	8 AP	
50	97095-06010	BOLT BOULON	1 PTT	
51	92990-06600	WASHER, PLATE RONDELLE, PLATE	1 PTT	
52	6H1-82148-00	WIRE, LEAD 4 FIL 4	1 PTT	
53	90465-11M10	CLAMP BRIDE	4 PTT	



62YJA-5140

FIG. 14 BRACKET 2

SUPPORT 2

REF. NO.	PART NO. NO. PIECES	DESCRIPTION DESCRIPTION	Q'TY QTE	REMARKS REMARQUES
1	63D-42510-10-4D	STEERING BRACKET ASSY DIRECTION SUPPORT (ENS.)	1	
2	90201-30M00	WASHER, PLATE RONDELLE, PLATE	1	
3	90386-30M78	BUSH DOUILLE	1	
4	90386-30M77	BUSH DOUILLE	2	
5	93210-29M94	O-RING JOINT TORIQUE	2	
6	90386-30M60	BUSH DOUILLE	1	
7	90116-10175	BOLT, STUD GOUJON	2	
8	90185-10051	NUT, SELF-LOCKING ECROU, AUTO-BLOCANT	2	
9	663-44551-02-4D	HOUSING, LOWER MOUNT RUBBER BOITIER, SILENT-BLOC INFÉRIEUR	1	
10	93410-28M06	CIRCLIP CLIPS	1	
11	679-44555-00-94	MOUNT DAMPER, LOWER SIDE SILENT-BLOC, INFÉRIEUR LATERAL	2	
12	90201-12M16	WASHER, PLATE RONDELLE, PLATE	4	
13	90202-21100	WASHER, PLATE RONDELLE, PLATE	2	
14	90201-13M19	WASHER, PLATE RONDELLE, PLATE	2	
15	90109-12261	BOLT BOULON	2	
16	95380-12800	NUT, CROWN ECROU, BORGNE	2	
17	663-44552-00-94	HOUSING, LOWER MOUNT RUBBER BOITIER, SILENT-BLOC INFÉRIEUR	2	
18	97075-08025	BOLT BOULON	4	
19	92995-08100	WASHER RONDELLE	4	
20	90501-14M08	SPRING, COMPRESSION RESSORT, COMPRESSION	4	
21	90179-06066	NUT ECROU	2	
22	62Y-44553-00-4D	COVER, LOWER MOUNT COUVERCLE, SUSPENSION INFÉRIEUR	2	
23	97885-06016	SCREW, PAN HEAD VIS	2	
24	697-82127-01	WIRE, LEAD 2 FIL 2	1	
25	62Y-44514-00-4D	MOUNT DAMPER, UPPER SIDE SILENT-BLOC, SUPÉRIEUR LATERAL	1	UR
	62Y-44514-20-4D	MOUNT DAMPER, UPPER SIDE SILENT-BLOC, SUPÉRIEUR LATERAL	1	UR F50B
26	90101-08M15	BOLT BOULON	2	
27	63D-44526-00	PLATE PLAQUE	1	

D5



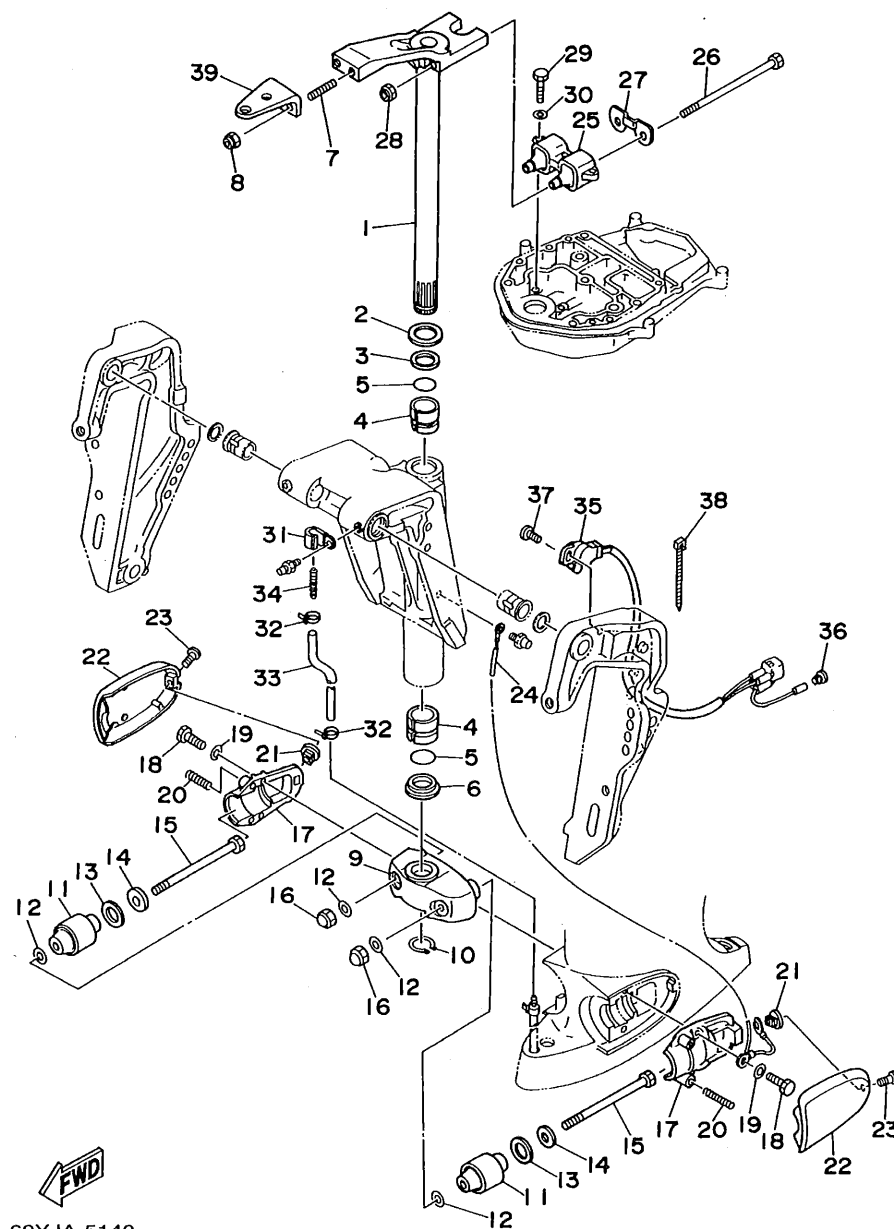


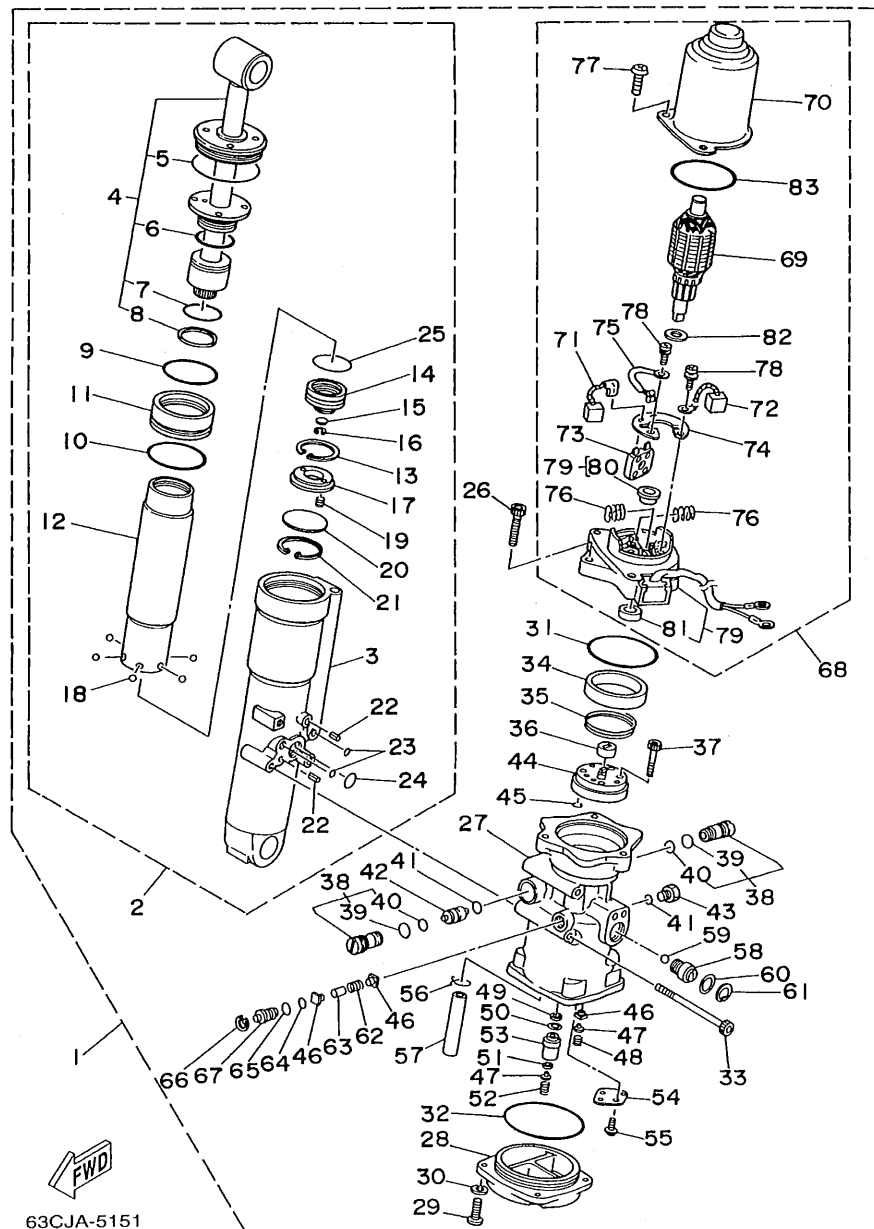
FIG. 14 BRACKET 2

SUPPORT 2

REF. NO.	PART NO. NO. PIECES	DESCRIPTION DESCRIPTION	Q'TY QTE	REMARKS REMARQUES
28	90185-08045	NUT, SELF-LOCKING ECROU, AUTO-BLOCANT	2	
29	97075-08030	BOLT BOULON	3	
30	92995-08100	WASHER RONDELLE	3	
31	90465-08028	CLAMP BRIDE	1	
32	90465-11M10	CLAMP BRIDE	2	
33	90445-07MF1	HOSE DURITE	1	
34	6E5-83558-00	END, NIPPLE RACCORD DE NIPPLE	1	
35	63D-83672-00	TRIM SENDER INCLINER RACCORD	1	UR PTT
36	703-82119-00	COVER, LEAD WIRE GARNITURE, FIL	1	UR PTT
37	97885-06016	SCREW, PAN HEAD VIS, TETE TRONCONIQUE	2	UR PTT
38	90465-13M11	CLAMP BRIDE	1	UR PTT
39	63D-48511-00-4D	HOOK, STEERING ATTACHE, DIRECTION	1	

62YJA-5140

D6



63CJA-5151

FIG. 15 POWER TRIM & TILT ASSY 1

PUISSANCE PARER ET INCLINER (ENS.) 1

REF. NO.	PART NO. NO. PIECES	DESCRIPTION DESCRIPTION	Q'TY QTE	REMARKS REMARQUES
1	62X-43800-00-40	POWER TRIM & TILT ASSY PUISSANCE PARER ET INCLINER (ENS.)	1	
2	62X-43840-00	.POWER TILT ASSY .PUISSANCE INCLINER (ENS.)	1	
3	62X-4380K-00	..CYLINDER, TILT SUB ASSY ..CYLINDRE	1	
4	62X-43810-00	..PISTON SUB ASSY ..PISTON AUXILIAIRE (ENS.)	1	
5	62X-43861-00	...O-RING	1	
6	62X-43862-00	...JOINT TORIQUE	1	
7	93210-29375	...O-RING	1	
8	62X-43871-00	...JOINT TORIQUE	1	
9	93210-44383	...RING, BACK UP ...SEGMENT	1	
10	93210-48214	..O-RING	1	
11	62X-4388A-00	..JOINT TORIQUE	1	
12	62X-22471-00	..PISTON, TRIM ..PISTON	1	
13	62X-22471-00	..CYLINDER, SHOCK ABSORBER ..CYLINDRE, AMORTISSEUR	1	
14	99009-35500	..CIRCLIP	1	
15	62X-43814-00	..CIRCLIP	1	
16	6H1-43846-11	..PISTON, FREE ..PISTON	1	
17	61A-43875-00	..SEAL, RELIEF VALVE ..JOINT	1	
18	62X-43899-00	..RING, SNAP ..RESSORT	1	
19	93503-16010	..PLATE STOPPER ..PLAQUETTE	1	
20	62X-4384H-00	..BALL ..BILLE	6	
21	62X-4384H-00	..SPRING ..RESSORT	2	
22	1UF-22434-00	..PLATE, VALVE 1 ..PLATEAU, SOUPAPE 1	1	
23	62X-43875-00	..RING, SNAP ..RESSORT	1	
24	91690-40010	..PIN, SPRING ..AGRAFFE	2	
25	93210-06519	..O-RING	2	
26	62X-43864-00	..JOINT TORIQUE	1	
27	62X-43864-00	..O-RING	1	
28	93210-29375	..JOINT TORIQUE	1	
29	62X-43888-00	..O-RING	1	
30	62X-43888-00	..JOINT TORIQUE	3	
31	62X-4380L-00	..BOLT, SOCKET ..BOULON	1	
32	62X-4380L-00	..HOUSING, TRIM & TILT SUB ASSY ..CARTER	1	
33	62X-4385M-00	..PLATE, RESERVOIR ..PLAQUETTE	1	

D7

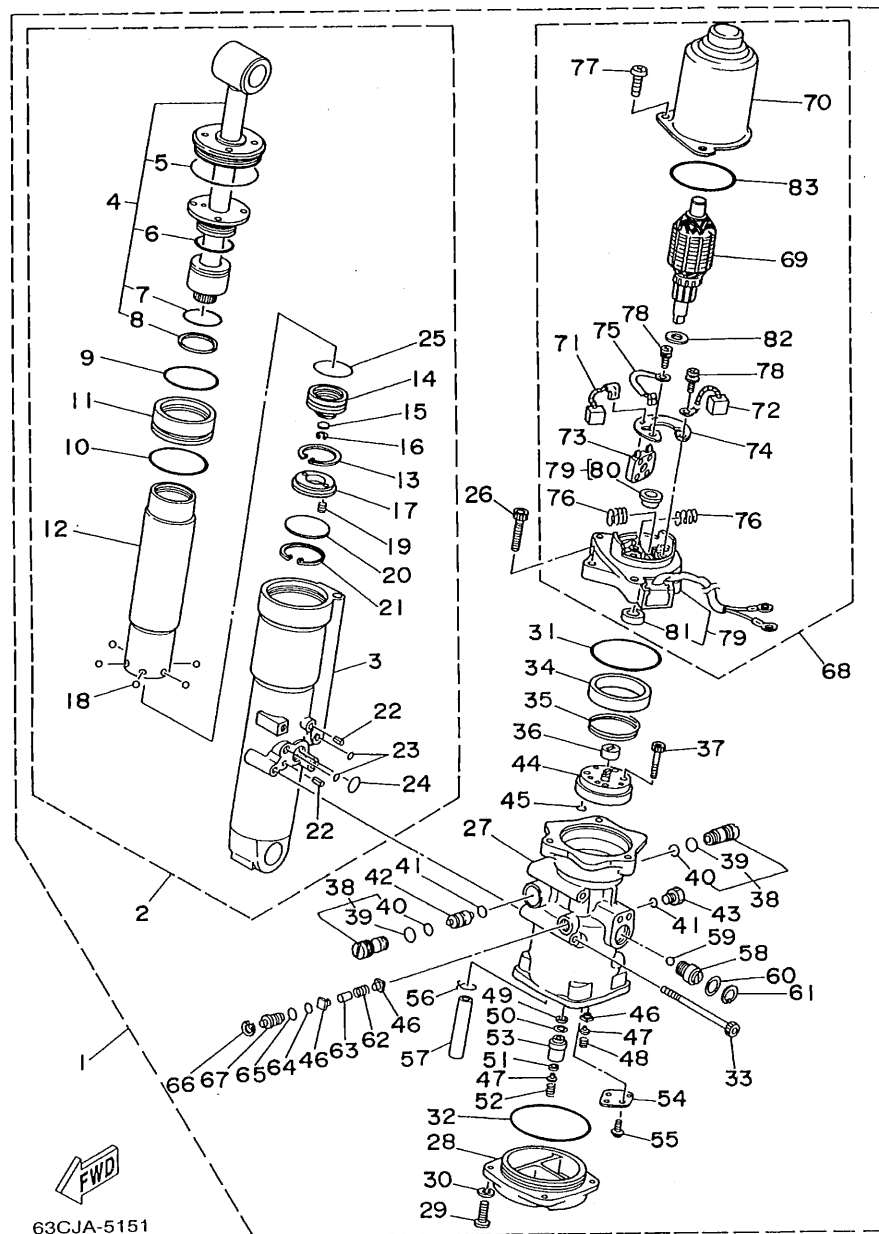


FIG. 15 POWER TRIM & TILT ASSY 1

PUISSANCE PARER ET INCLINER (ENS.) 1

REF. NO.	PART NO. NO. PIECES	DESCRIPTION DESCRIPTION	Q'TY QTE	REMARKS REMARQUES
29	97095-06016	.BOLT .BOULON	4	
30	92995-06100	.WASHER, SPRING .RONDELLE, GROWER	4	
31	62X-43865-00	.O-RING .JOINT TORIQUE	1	
32	62X-43866-00	.O-RING .JOINT TORIQUE	1	
33	62X-43878-00	.BOLT, SOCKET .BOULON	3	
34	6H1-43817-01	.FILTER 2 .FILTRE 2	1	
35	6H1-4385H-00	.SPRING, SEAL .RESSORT	1	
36	6H1-43831-10	.CONNECTOR, SHAFT .RACCORD	1	
37	91318-04025	.BOLT .BOULON	4	
38	6T4-43802-01	.VALVE SUB ASSY .CLAPET AUXILIAIRE (ENS.)	2	
39	6H1-43866-00	.O-RING .JOINT TORIQUE	1	
40	6H1-43867-00	.O-RING .JOINT TORIQUE	1	
41	93210-09350	.O-RING .JOINT TORIQUE	2	
42	62X-43841-00	.PISTON, SHUTTLE .PISTON	1	
43	6H1-43829-00	.PLUG, RESERVOIR .BOUCHON	1	
44	62X-43830-00	.GEAR PUMP ASSY .POMPE A PIGNON (ENS.)	1	
45	93210-06519	.O-RING .JOINT TORIQUE	2	
46	6H1-4384F-10	.SEAL, MAIN VALVE .JOINT	3	
47	6H1-43844-10	.PIN, VALVE SUPPORT .GOUPILLE	2	
48	6H1-43856-10	.SPRING, DOWN RELIEF .RESSORT	1	
49	6H1-43816-00	.FILTER 1 .FILTRE 1	1	
50	6H1-43896-00	.O-RING .JOINT TORIQUE	1	
51	6H1-4384G-11	.SEAL, RELIEF VALVE .JOINT	1	
52	6H1-43855-11	.SPRING, UP RELIEF .RESSORT	1	
53	6H1-43895-11	.SEAT, RELIEF VALVE .SIEGE	1	
54	62X-4382L-00	.CAP, RELIEF VALVE .CAPUCHON	1	
55	97607-05210	.SCREW, PAN HEAD WITH WASHER .VIS HEXAGONAL	2	
56	90467-11044	.CLIP .JONC	1	

E1

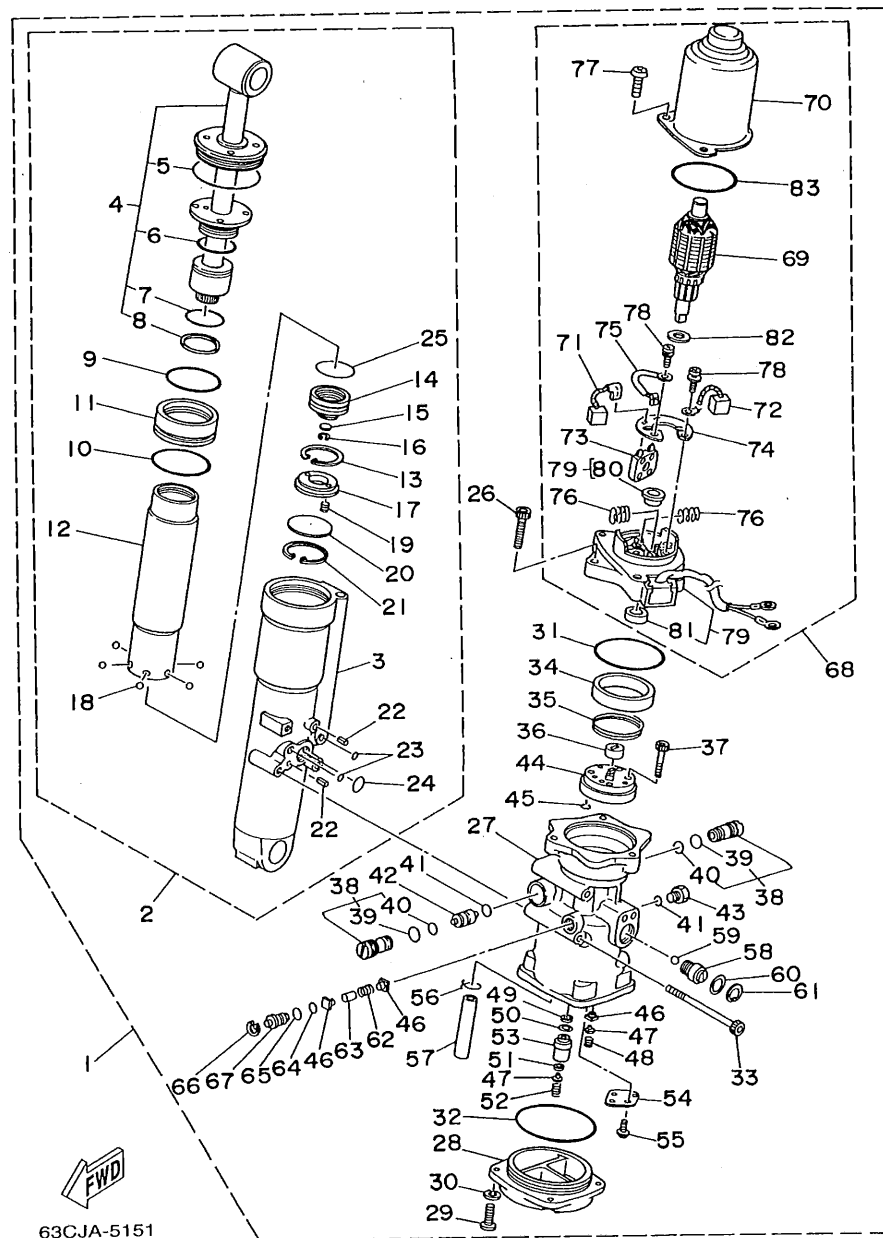
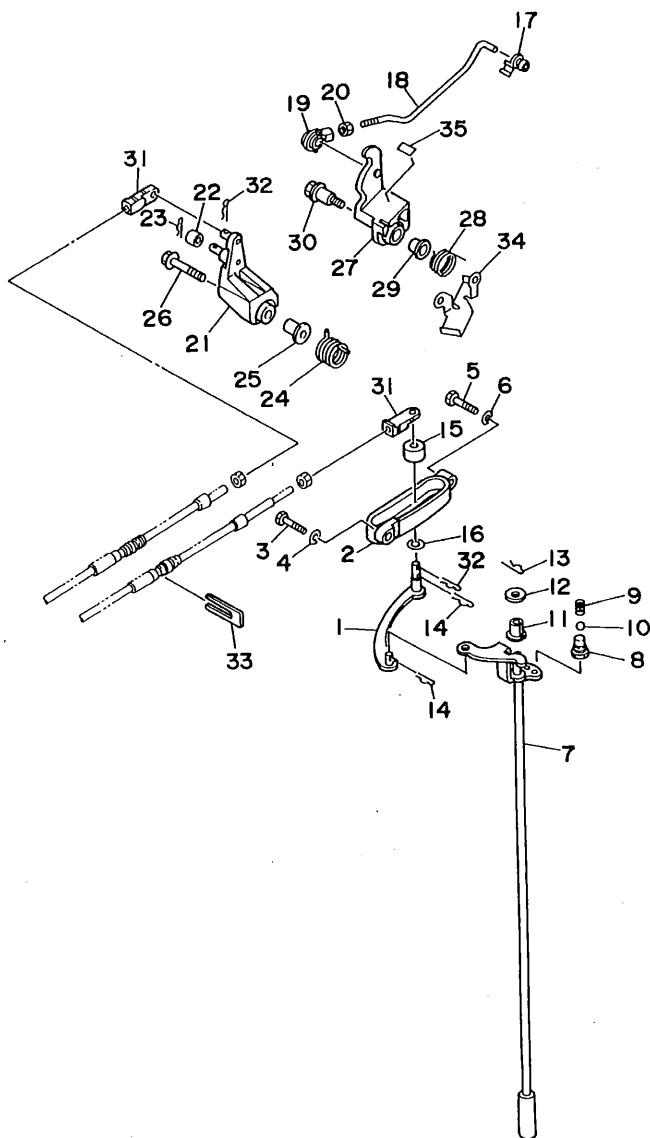


FIG. 15 POWER TRIM &amp; TILT ASSY 1

PUISSANCE PARER ET INCLINER (ENS.) 1

REF. NO.	PART NO. NO. PIECES	DESCRIPTION	Q'TY QTE	REMARKS REMARQUES
57	62X-4383A-00	.HOSE	1	
58	62X-43860-00	.DURITE	1	
59	93505-32038	.MANUAL VALVE SUB-ASSY	1	
60	93210-18397	.SOUPAPE, MANUEL (ENS.)	1	
61	6H1-43875-00	.BALL	1	
62	61A-4385H-00	.BILLE ROULEMENT	1	
63	93605-10108	.O-RING	1	
64	93210-06632	.JOINT TORIQUE	1	
65	93210-07540	.RING, SNAP	1	
66	6T4-43876-00	.RESSORT	1	
67	6T4-43849-00	.SPRING, SEAL	1	
68	62X-43880-00	.RESSORT	1	
69	62X-43805-00	.PIN, DOWEL	1	
70	62X-43804-00	.AXE	1	
71	62X-43891-00	.O-RING	1	
72	62X-43892-00	.JOINT TORIQUE	1	
73	62X-82181-00	.O-RING	1	
74	62X-4380F-00	.JOINT TORIQUE	1	
75	62X-43807-00	.RING, SNAP	1	
76	62X-4386K-00	.RESSORT	1	
77	97880-05020	.PIN, VALVE SUPPORT	1	
78	98517-04012	.GOUPILLE	1	
79	62X-43881-00	.MOTOR ASSY	1	
80	93102-08414	.MOTEUR (ENS.)	1	
81	90201-083J8	..ARMATURE ASSY	1	
82	93210-52449	..INDUIT (ENS.)	1	
83		..STATOR ASSY	1	
		..STATOR (ENS.)	1	
		..BRUSH 1	1	
		..BALAI 1	1	
		..BRUSH 2	1	
		..BALAI 2	1	
		..CIRCUIT BREAKER COMP.	1	
		..RUPTEUR COMPLET	1	
		..PLATE, BRUSH HOLDER	1	
		..PLAQUE	1	
		..WIRE SUB ASSY	1	
		..AUXILIAIRE CABLE (ENS.)	1	
		..SPRING, BRUSH	2	
		..RESSORT, BALAI	3	
		..SCREW, PAN HEAD	2	
		..VIS, TETE TRONCONIQUE	1	
		..SCREW, PAN HEAD	1	
		..VIS, TETE TRONCONIQUE	1	
		..FRAME, END	1	
		..BATI	1	
		...METAL	1	
		...METAL	1	
		...OIL SEAL	1	
		...JOINT SPY	1	
		..WASHER, PLATE	1	
		..RONDELLE, PLATE	1	
		..O-RING	1	
		..JOINT TORIQUE	1	



62YJA-5171

FIG. 16 CONTROL

COMMANDE

REF. NO.	PART NO. NO. PIECES	DESCRIPTION DESCRIPTION	Q'TY QTE	REMARKS REMARQUES
1	62Y-44121-00	LEVER, SHIFT ROD LEVIER, TIGE D'INVERSION	1	
2	62Y-44117-00-4D	BRACKET SUPPORT	1	
3	97095-06020	BOLT BOULON	1	
4	92990-06600	WASHER, PLATE RONDELLE, PLATE	1	
5	97095-06025	BOLT BOULON	1	
6	92990-06600	WASHER, PLATE RONDELLE, PLATE	1	
7	62Y-44120-00	HANDLE GEAR SHIFT ASSY LEVIER D'EMBRAYAGE	1	
8	62Y-42715-00	BUSHING COUSSINET	1	
9	90501-12M00	SPRING, COMPRESSION RESSORT, COMPRESSION	1	
10	93505-16024	BALL BILLE ROULEMENT	1	
11	90386-07M58	BUSH DOUILLE	1	
12	92990-08200	WASHER, PLAIN RONDELLE, PLATE	1	
13	90468-07M06	CLIP JONC	1	
14	90468-18008	CLIP JONC	2	
15	688-44122-00	BUSHING, SHIFT ROD LEVER DOUILLE, LEVIER D'EMBRAYAGE	1	
16	90202-07M07	WASHER, PLATE RONDELLE, PLATE	1	
17	6F5-41237-00	JOINT, LINK RACCORD	1	
18	62Y-41241-00	ROD, LINK BIELLE	1	UR
	62Y-41241-10	ROD, LINK BIELLE	1	UR F45A
19	6H1-41237-00	JOINT, LINK RACCORD	1	UR
	6H4-41237-00	JOINT, LINK RACCORD	1	UR F45A
20	95380-05700	NUT ECROU	1	
21	62Y-42154-00	LEVER, THROTTLE CONTROL LEVIER DE COMMANDE D'AVANCE	1	
22	62Y-42171-00	BUSHING COUSSINET	1	
23	91490-16010	PIN, COTTER GOUPILLE	1	
24	62Y-44135-00	SPRING RESSORT	1	
25	90387-06M45	COLLAR COLLERETTE	1	
26	95895-06030	BOLT, FLANGE BOULON	1	

E3

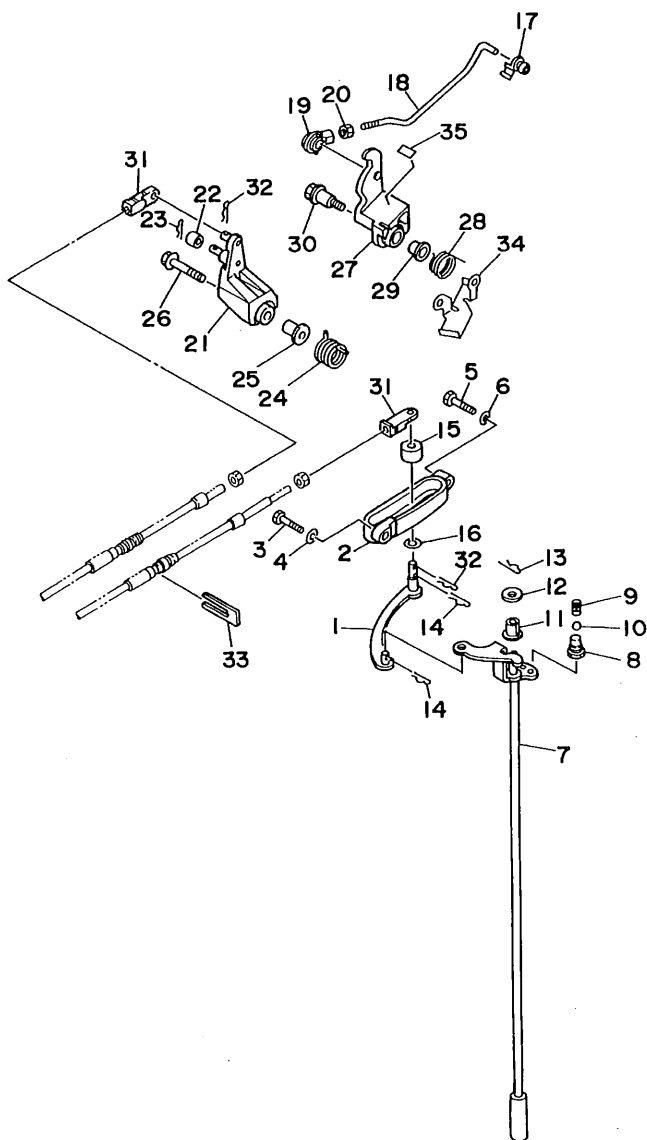


FIG. 16 CONTROL

COMMANDE

REF. NO.	PART NO. NO. PIECES	DESCRIPTION DESCRIPTION	Q'TY QTE	REMARKS REMARQUES
27	62Y-42335-00	LEVER, ACCEL. CONTROL	1	UR
	62Y-42335-10	LEVIER, ACCELERATION	1	UR F45A
28	62Y-44116-01	SPRING	1	
29	90386-10009	RESSORT	1	
30	90109-06M30	BUSH	1	
31	6G8-26363-00	DOUILLE	1	
32	90468-18008	BOLT	1	
33	6H3-48538-00	BOULON	2	
34	62Y-42159-00	END, CABLE	2	
35	6E5-42137-01	EMBOUT DE CABLE	2	
		CLIP	2	
		JONG	1	
		CLAMP, CABLE 1	1	
		COLLIER	1	
		STAY	1	
		SUPPORT	1	
		INDICATOR, THROTTLE	1	FOR JAPAN
		INDICATEUR, ACCELERATION		



62YJA-5171

E4

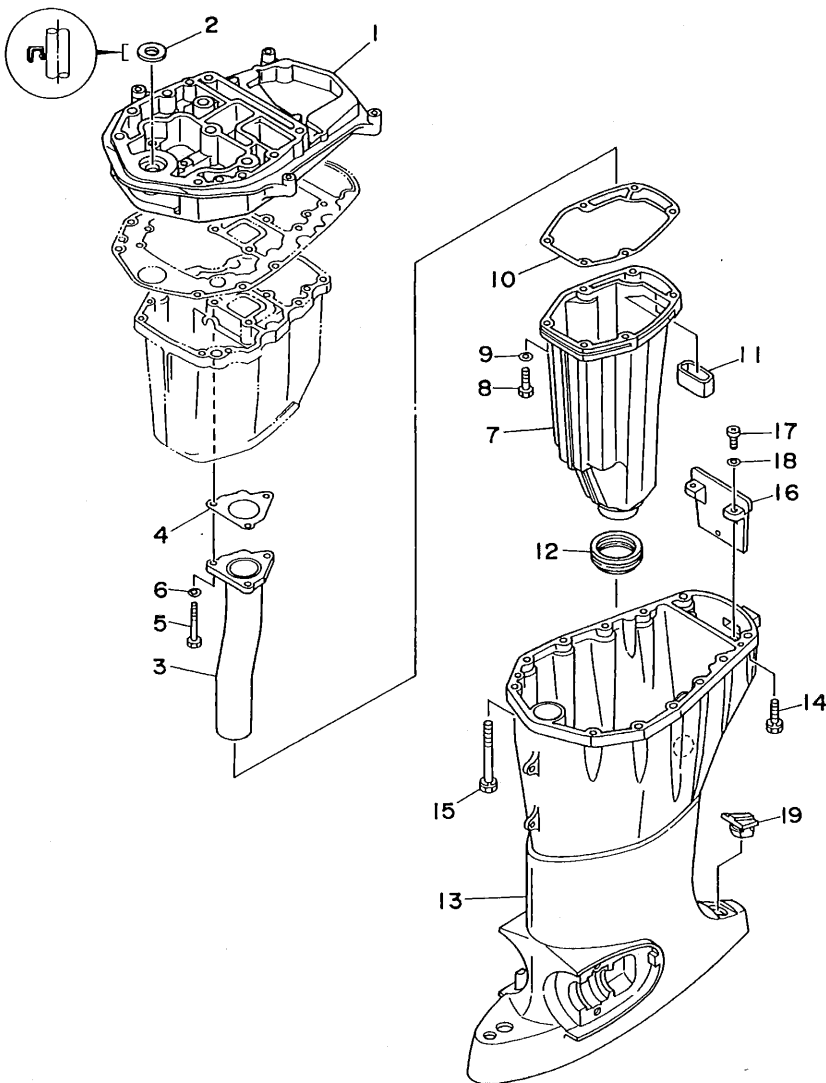


FIG. 17 UPPER CASING

FOURREAU

REF. NO.	PART NO. NO. PIECES	DESCRIPTION DESCRIPTION	Q'TY QTE	REMARKS REMARQUES
1	62Y-41137-00-94	GUIDE, EXHAUST COLLECTEUR D'ECHAPPEMENT	1	
2	93101-16M36	OIL SEAL JOINT SPY	1	
3	62Y-41131-00	MANIFOLD, EXT. 1 PIPE D'ECHAPPEMENT	1	
4	62Y-41133-00	GASKET, EXHAUST MANIFOLD 1 JOINT, PIPE D'ECHAPPEMENT	1	
5	97095-06045	BOLT BOULON	3	
6	92990-06600	WASHER, PLATE RONDELLE, PLATE	3	
7	62Y-14711-00-58	MUFFLER 1 POT D'ECHAPPEMENT 1	1	
8	97095-06025	BOLT BOULON	6	
9	92990-06600	WASHER, PLATE RONDELLE, PLATE	6	
10	62Y-41134-00	GASKET, EXHAUST MANIFOLD JOINT, PIPE D'ECHAPPEMENT	1	
11	62Y-45127-00	SEAL JOINT	1	
12	663-45123-00	GASKET, MUFFLER JOINT, POT DE DETENTE	1	
13	62Y-45111-00-40	CASING, UPPER FOURREAU	1	
14	90119-08M79	BOLT, WITH WASHER BOULON, AVEC RONDELLE	4	
15	90119-08M82	BOLT, WITH WASHER BOULON, AVEC RONDELLE	8	
16	62Y-45151-00	COVER, UPPER CASING CAPUCHON, FOURREAU	1	
17	98580-05016	SCREW, PAN HEAD VIS	2	
18	92990-05600	WASHER, PLATE RONDELLE, PLATE	2	
19	6H3-45155-00	CAP CAPUCHON	1	



62YJA-5180

E5

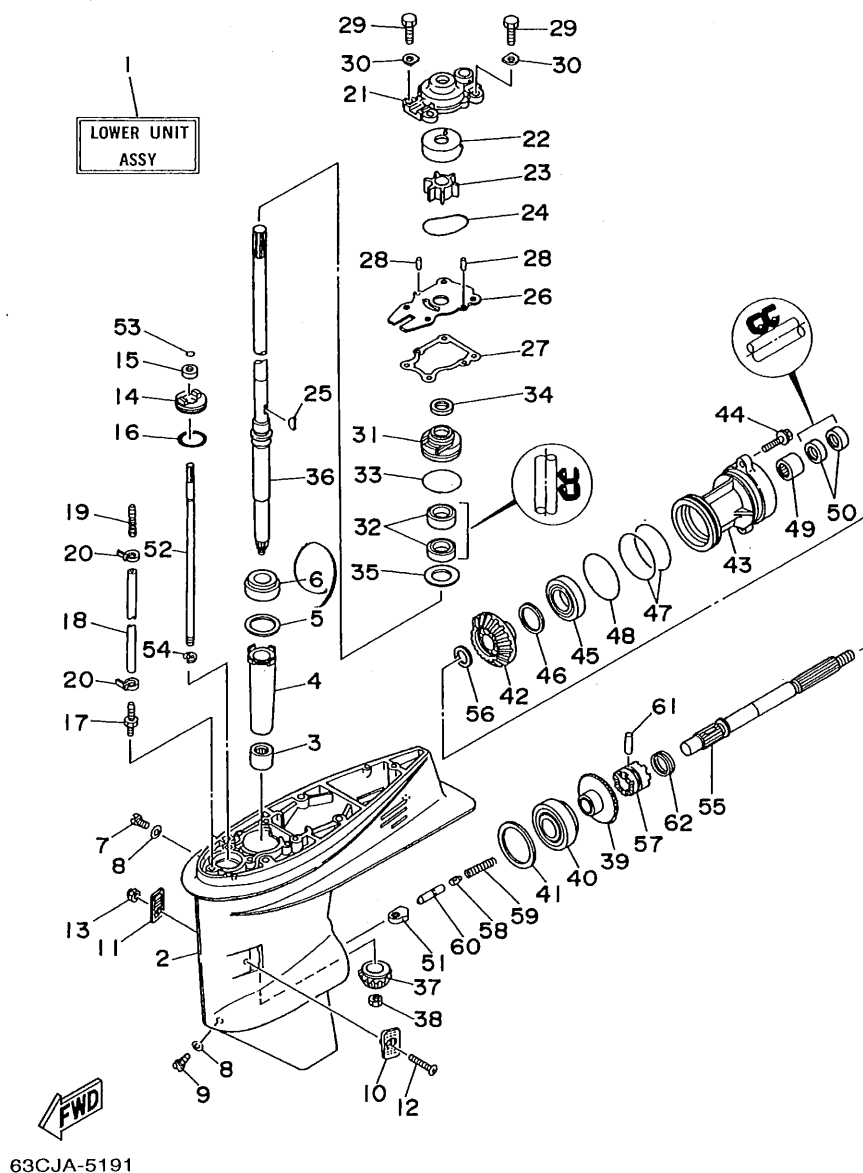
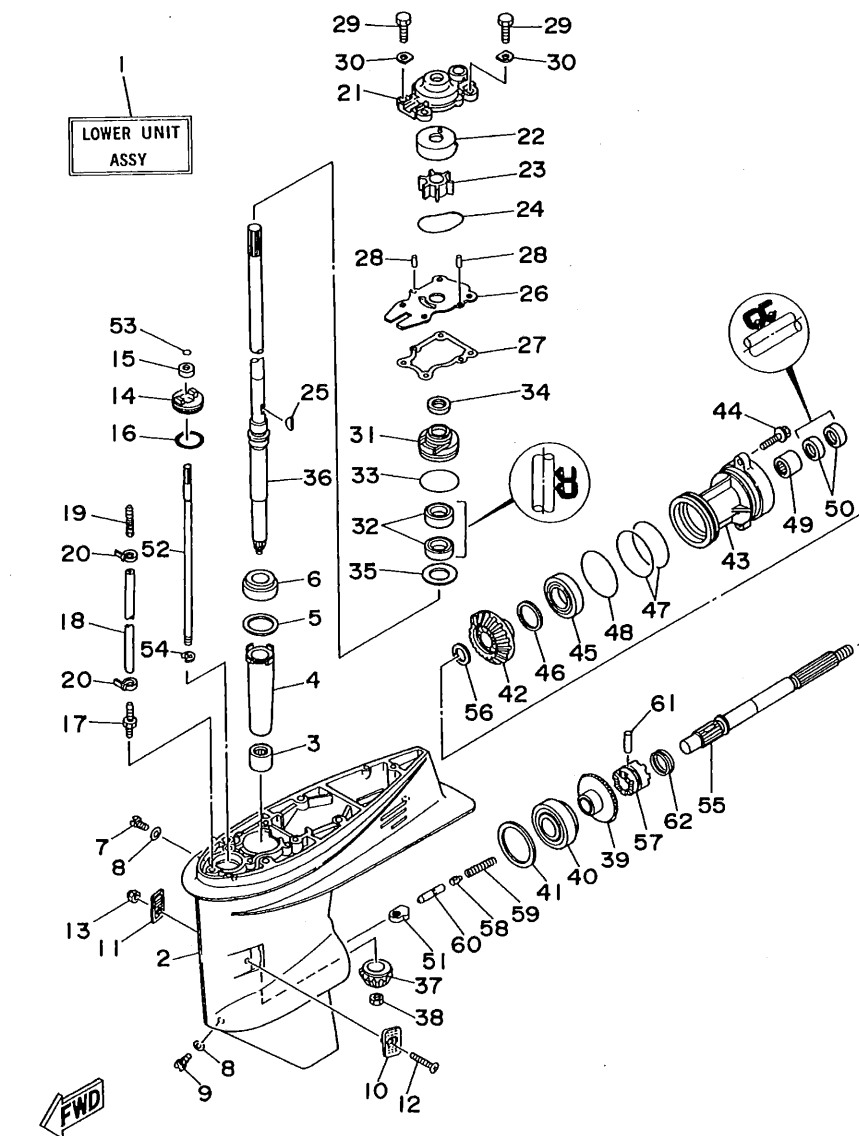


FIG. 18 LOWER CASING. DRIVE 1 (F50A/F45A)  
FIG. 18 BOITIER D'HELICE, TRANSMISSION 1 (F50A/F45A)

REF. NO.	PART NO. NO. PIECES	DESCRIPTION DESCRIPTION	Q'TY QTE	REMARKS REMARQUES
1	62Y-45300-10-4D	LOWER UNIT ASSY UNITE INFERIEURE (ENS.)	1	(REF.NO. 2 ~ 62)
2	63D-45301-01-4D	CASING, LOWER BEQUILLE	1	
3	93315-32224	BEARING, CYLINDRICAL ROULEMENT	1	
4	6H4-45536-00	SLEEVE, DRIVE SHAFT MANCHON, ARBRE MOTEUR	1	
5	663-45587-01-10	SHIM (T:0.10MM) CALE (T:0.10MM)	1	UR
	663-45587-01-12	SHIM (T:0.12MM) CALE (T:0.12MM)	1	UR
	663-45587-01-15	SHIM (T:0.15MM) CALE (T:0.15MM)	1	UR
	663-45587-01-18	SHIM (T:0.18MM) CALE (T:0.18MM)	1	UR
	663-45587-01-30	SHIM (T:0.30MM) CALE (T:0.30MM)	1	UR
	663-45587-01-40	SHIM (T:0.40MM) CALE (T:0.40MM)	1	UR
	663-45587-01-50	SHIM (T:0.50MM) CALE (T:0.50MM)	1	UR
6	93332-00079 00000	BEARING ROULEMENT	1	
7	90340-08M04	PLUG, STRAIGHT SCREW PLOT, FILETE DROIT	1	
8	90430-08020	GASKET JOINT	2	
9	688-45341-00	PLUG, DRAIN BOUCHON DE VIDANGE	1	
10	63D-45214-00	COVER, WATER INLET GRILLE, ENTREE D'EAU	1	
11	63D-45215-00	COVER, WATER INLET GRILLE, ENTREE D'EAU	1	
12	90142-05M06	SCREW, COUNTERSUNK VIS, TETE NOYEE	1	
13	95380-05600	NUT ECROU	1	
14	63D-45321-00	PLATE PLAQUETTE	1	
15	93106-09014	OIL SEAL JOINT SPY	1	
16	93210-33MG4	O-RING JOINT TORIQUE	1	
17	6E5-45378-00	NIPPLE, HOSE RACCORD, TUYAU	1	
18	90445-07M31	HOSE DURITE	1	
19	6E5-83558-10	END, NIPPLE RACCORD DE NIPPLE	1	
20	90465-11M10	CLAMP BRIDE	2	
21	63D-44311-00	HOUSING, WATER PUMP CORPS, POMPE A EAU	1	
22	63D-44322-00	INSERT, CARTRIDGE CUVETTE	1	

E6





63CJA-5191

FIG. 18 LOWER CASING. DRIVE 1 (F50A/F45A)  
FIG. 18 BOITIER D'HELICE, TRANSMISSION 1 (F50A/F45A)

REF. NO.	PART NO. NO. PIECES	DESCRIPTION DESCRIPTION	Q'TY QTE	REMARKS REMARQUES
23	6H3-44352-00	IMPELLER	1	
24	93210-59MG7	TURBINE	1	
25	90280-03024	O-RING	1	
26	63D-44323-00	JOINT TORIQUE	1	
27	63D-44316-00	KEY, WOODRUFF	1	
28	93604-08062	CLAVETTE, DEMI-LUNE	1	
29	97095-08030	OUTER PLATE, CARTRIDGE	1	
30	90209-08M02	PLAQUE EXTERIEURE	1	
31	63D-44341-00	GASKET, WATER PUMP	1	
32	93101-25M57	JOINT, POMPE A EAU	1	
33	93210-48MG8	PIN, DOWEL	2	
34	63D-45344-00	CLAVETTE	4	
35	90201-27M00	BOLT	4	
36	62Y-45501-10	BOULON	4	
37	6H4-45551-01	WASHER	4	
38	90170-12138	RONDELLE	1	
39	6H4-45560-01	HOUSING, WATER PUMP	1	
40	93332-00003	CORPS, POMPE A EAU	1	
41	663-45567-01-10	OIL SEAL	2	
42	6H4-45571-01	JOINT SPY	1	
43	63D-45361-01-4D	O-RING	1	
44	90105-08M61	JOINT TORIQUE	1	
45		COVER, OIL SEAL	1	
46		FLASQUE, JOINT D'HUILE	1	
47		WASHER, PLATE	1	
48		RONDELLE, PLATE	1	
49		DRIVE SHAFT COMP.	1	
50		ARBRE MOTEUR COMP.	1	
51		PINION	1	
52		PIGNON D'ATTAQUE	1	
53		NUT	1	
54		ECROU	1	
55		GEAR	1	
56		PIGNON	1	
57		BEARING	1	
58		ROULEMENT	1	
59		SHIM (T:0.10MM)	1	UR
60		CALE (T:0.10MM)	1	UR
61		SHIM (T:0.12MM)	1	UR
62		CALE (T:0.12MM)	1	UR
		SHIM (T:0.15MM)	1	UR
		CALE (T:0.15MM)	1	UR
		SHIM (T:0.18MM)	1	UR
		CALE (T:0.18MM)	1	UR
		SHIM (T:0.30MM)	1	UR
		CALE (T:0.30MM)	1	UR
		SHIM (T:0.40MM)	1	UR
		CALE (T:0.40MM)	1	UR
		SHIM (T:0.50MM)	1	UR
		CALE (T:0.50MM)	1	UR
42	6H4-45571-01	GEAR	1	
43	63D-45361-01-4D	PIGNON	1	
44	90105-08M61	CAP, LOWER CASING	1	
		COUVERCLE, BOITIER D'HELICE	2	
		BOLT, WASHER BASED		
		BOULON, AVEC RONDELLE		

E7

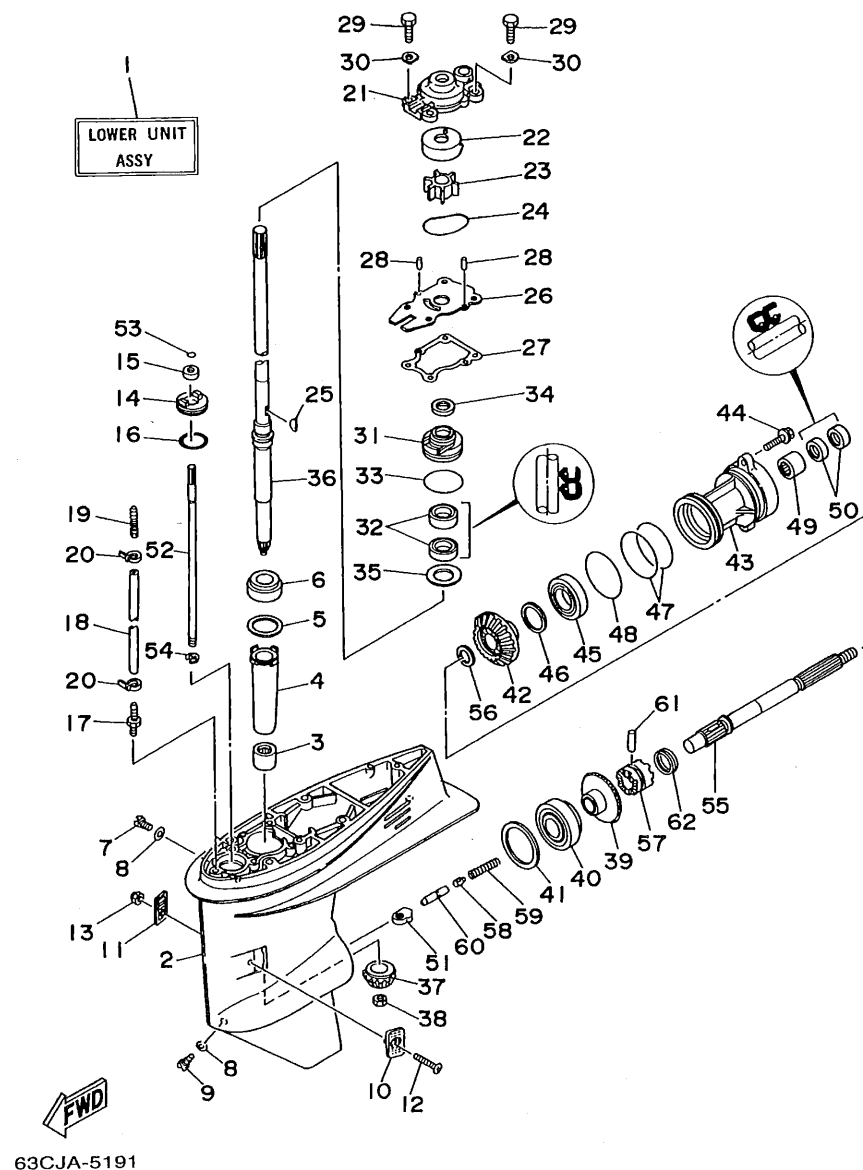
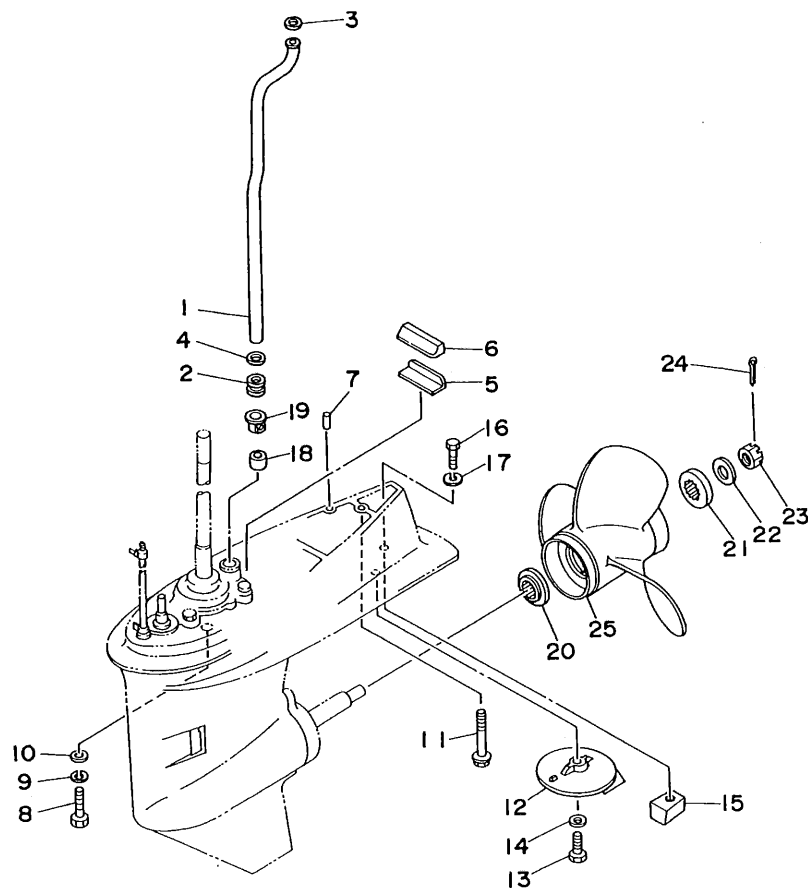


FIG. 18 LOWER CASING, DRIVE 1 (F50A/F45A)  
FIG. 18 BOITIER D'HELICE, TRANSMISSION 1 (F50A/F45A)

REF. NO.	PART NO. NO. PIECES	DESCRIPTION DESCRIPTION	Q'TY QTE	REMARKS REMARQUES
45	93306-001U1	BEARING ROULEMENT	1	
46	63D-45577-00-10	SHIM (T:0.10MM) CALE (T:0.10MM)	1 UR	
	63D-45577-00-12	SHIM (T:0.12MM) CALE (T:0.12MM)	1 UR	
	63D-45577-00-15	SHIM (T:0.15MM) CALE (T:0.15MM)	1 UR	
	63D-45577-00-18	SHIM (T:0.18MM) CALE (T:0.18MM)	1 UR	
	63D-45577-00-30	SHIM (T:0.30MM) CALE (T:0.30MM)	1 UR	
	63D-45577-00-40	SHIM (T:0.40MM) CALE (T:0.40MM)	1 UR	
	63D-45577-00-50	SHIM (T:0.50MM) CALE (T:0.50MM)	1 UR	
47	93210-74MG5	O-RING JOINT TORIQUE	2	
48	93210-69MG6	O-RING JOINT TORIQUE	1	
49	93317-22204	BEARING, CYLINDRICAL PIECE	1	
50	93101-22067	OIL SEAL JOINT SPY	2	
51	663-44151-00	CAM, SHIFT CAME, INVERSION	1	
52	63D-44144-00	ROD, SHIFT TIGE D'EMBRAYAGE	1	
53	93210-07540	O-RING JOINT TORIQUE	1	
54	99001-08600	CIRCLIP CIRCLIP	1	
55	63D-45611-00	SHAFT, PROPELLER ARBRE, HELICE	1	
56	90201-22429	WASHER, PLATE RONDELLE, PLATE	1	
57	63D-45631-00	CLUTCH, DOG CRABOT	1	
58	663-45634-00	SLIDE, SHIFT CONTRE-POUSOIR	1	
59	90501-16M01	SPRING, COMPRESSION RESSORT, COMPRESSION	1	
60	63D-45635-00	PLUNGER, SHIFT POUSOIR D'EMBRAYAGE	1	
61	90250-06023	PIN, STRAIGHT GOUPILLE, DROITE	1	
62	663-45633-00	RING, CROSS PIN JONC, GOUPILLE CRABOT	1	

F1



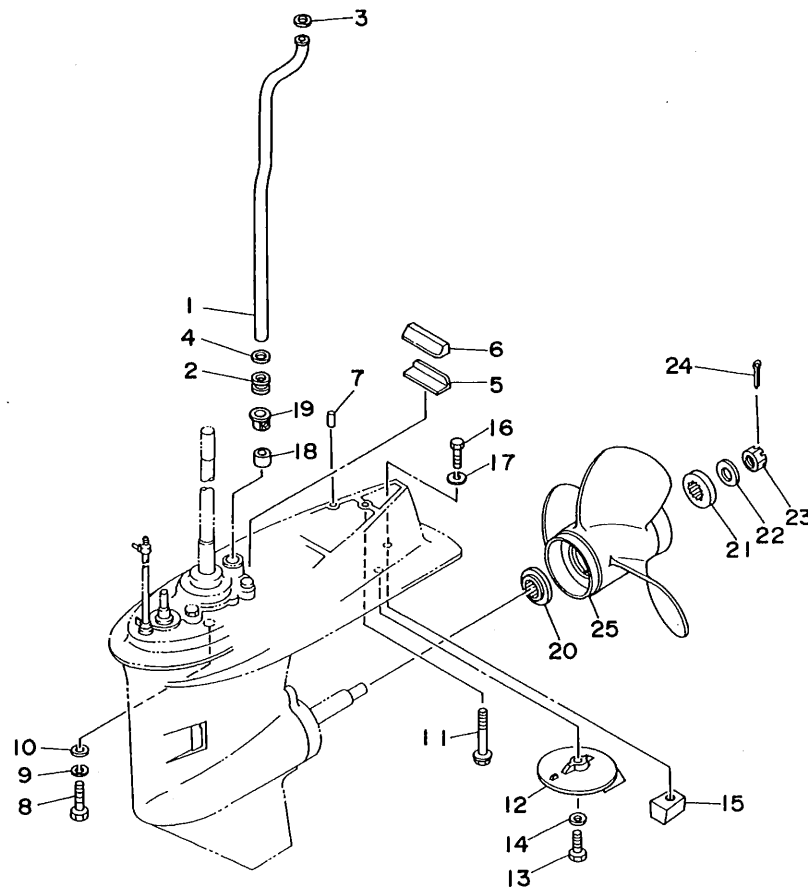
**FWD**  
62YUS-5200

FIG. 19 LOWER CASING. DRIVE 2 (F50A/F45A)  
FIG. 19 BOITIER D'HELICE, TRANSMISSION 2 (F50A/F45A)

REF. NO.	PART NO. NO. PIECES	DESCRIPTION DESCRIPTION	Q'TY QTE	REMARKS REMARQUES
1	62Y-44361-00	TUBE, WATER TUBE D'EAU	1	
2	663-44367-00	DAMPER, WATER SEAL JOINT TUBE D'EAU	1	
3	90202-12060	WASHER, PLATE RONDELLE, PLATE	1	
4	90430-12072	GASKET JOINT	1	
5	663-45376-00-94	GUIDE, SEAL DAMPER BUTEE, JOINT CAOUTCHOUC	1	
6	63D-45375-00	DAMPER, SEAL BOURRELET, CAOUTCHOUC	1	
7	93606-12019	PIN, DOWEL GOUPILLE	2	
8	97095-10040	BOLT BOULON	4	
9	92990-10100	WASHER, SPRING RONDELLE, GROWER	4	
10	92990-10600	WASHER, PLATE RONDELLE, PLATE	4	
11	90119-08M84	BOLT, WITH WASHER BOULON, AVEC RONDELLE	1	
12	664-45371-01	TAB-TRIM ANODE DERIVE	1	
13	97095-08025	BOLT BOULON	1	
14	92995-08100	WASHER RONDELLE	1	
15	63D-45251-10	ANODE ANODE	1	
16	97095-08020	BOLT BOULON	1	
17	92995-08100	WASHER RONDELLE	1	
18	663-44366-00	DAMPER, WATER SEAL JOINT, TUBE D'EAU	1	
19	63D-44312-00	COVER, WATER PUMP HOUSING COUVERCLE	1	
20	663-45987-02	SPACER ENTRETOISE	1	
21	670-45997-02	SPACER ENTRETOISE	1	
22	92990-16200	WASHER, PLAIN RONDELLE, PLATE	1	
23	90171-16011	NUT, CASTLE ECROU, CRENELE	1	
24	91490-30030	PIN, COTTER GOUPILLE	1	
25	663-45945-02-EL	PROPELLER (3X11-1/8"X13"-G) HELICE (3X11-1/8"X13"-G)	1 UR	
	663-45941-01-EL	PROPELLER (3X10-3/4"X17"-G) HELICE (3X10-3/4"X17"-G)	1 UR	
	663-45947-02-EL	PROPELLER (3X11-5/8"X11"-G) HELICE (3X11-5/8"X11"-G)	1 UR	
	663-45949-01-EL	PROPELLER (3X10-3/4"X16"-G) HELICE (3X10-3/4"X16"-G)	1 UR	

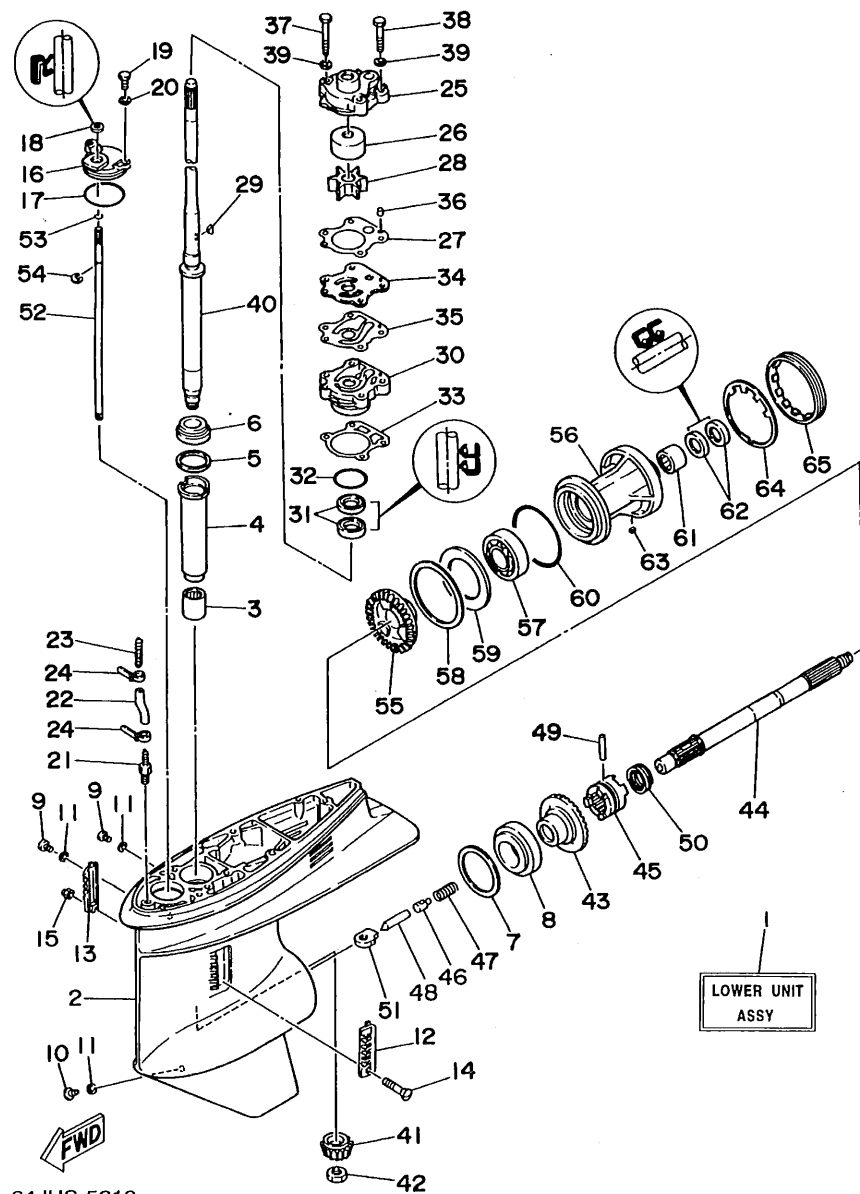
FIG. 19 LOWER CASING, DRIVE 2 (F50A/F45A)  
 FIG. 19 BOITIER D'HELICE, TRANSMISSION 2 (F50A/F45A)

REF. NO.	PART NO. NO. PIECES	DESCRIPTION DESCRIPTION	Q'TY QTE	REMARKS REMARQUES
25	663-45952-02-EL	PROPELLER (3X11-3/8"X12"-G) HELICE (3X11-3/8"X12"-G)	1 UR	
	663-45956-01-EL	PROPELLER (3X12-1/4"X9"-G) HELICE (3X12-1/4"X9"-G)	1 UR	
	663-45958-01-EL	PROPELLER (3X11-1/4"X14"-G) HELICE (3X11-1/4"X14"-G)	1 UR	
	6H5-45952-00-EL	PROPELLER (3X10-5/8"X12"-G) HELICE (3X10-5/8"X12"-G)	1 UR	
	6H5-45945-00-EL	PROPELLER (3X10-3/8"X13"-G) HELICE (3X10-3/8"X13"-G)	1 UR	
	6H5-45958-00-EL	PROPELLER (3X10-1/4"X14"-G) HELICE (3X10-1/4"X14"-G)	1 UR	
	6H5-45943-00-EL	PROPELLER (3X10"X15"-G) HELICE (3X10"X15"-G)	1 UR	
	STAINLESS STEEL PROPELLER ACIER INOXYDABLE HELICE			
	663-45970-60-98	PROPELLER (3X11-3/4"X12"-G) HELICE (3X11-3/4"X12"-G)	1 UR	
	663-45972-60-98	PROPELLER (3X12"X11"-G) HELICE (3X12"X11"-G)	1 UR	
	663-45974-60-98	PROPELLER (3X11-1/2"X13"-G) HELICE (3X11-1/2"X13"-G)	1 UR	
	697-45970-00-98	PROPELLER (3X11-1/4"X14"-G) HELICE (3X11-1/4"X14"-G)	1 UR	
	663-45976-00-98	PROPELLER (3X10-1/4"X15"-G) HELICE (3X10-1/4"X15"-G)	1 UR	
	663-45978-00-98	PROPELLER (3X10-1/4"X16"-G) HELICE (3X10-1/4"X16"-G)	1 UR	
	663-45930-00-98	PROPELLER (3X10-1/4"X14"-G) HELICE (3X10-1/4"X14"-G)	1 UR	
	663-45974-02-98	PROPELLER (3X10-5/8"X13"-G) HELICE (3X10-5/8"X13"-G)	1 UR	



62YUS-5200

F3

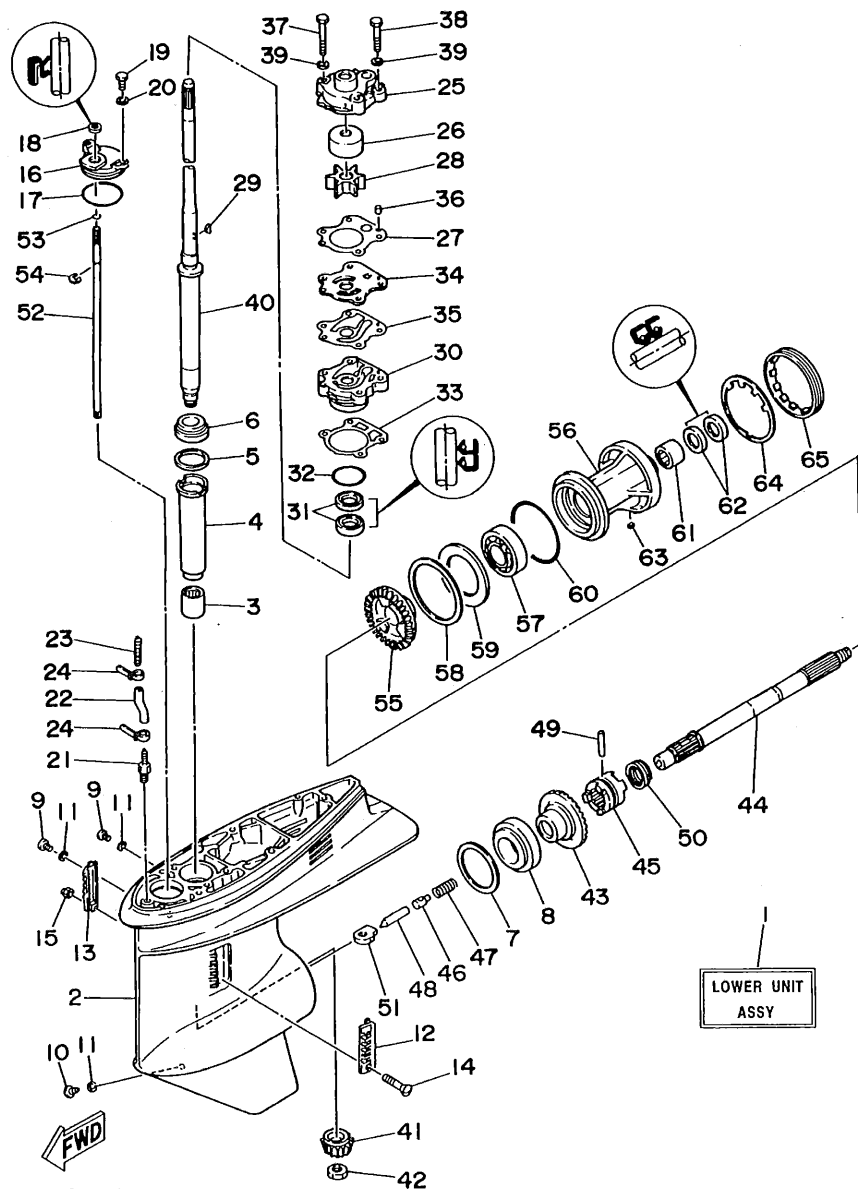


64JUS-5210

FIG. 20 LOWER CASING. DRIVE 3 (F50B)  
FIG. 20 BOITIER D'HELICE, TRANSMISSION 3 (F50B)

REF. NO.	PART NO. NO. PIECES	DESCRIPTION DESCRIPTION	Q' TY QTE	REMARKS REMARQUES
1	64J-45300-10-4D	LOWER UNIT ASSY UNITE INFERIEURE (ENS.) (REF.NO. 2 ~ 65)	1	
2	6H1-45301-12-4D	CASING, LOWER BEQUILLE	1	
3	93315-325V1	BEARING, CYLINDRICAL ROULEMENT	1	
4	688-45536-01	SLEEVE, DRIVE SHAFT MANCHON, ARBRE MOTEUR	1	
5	688-45587-01-10	SHIM (T:0.10MM) CALE (T:0.10MM)	1	UR
	688-45587-01-12	SHIM (T:0.12MM) CALE (T:0.12MM)	1	UR
	688-45587-01-15	SHIM (T:0.15MM) CALE (T:0.15MM)	1	UR
	688-45587-01-18	SHIM (T:0.18MM) CALE (T:0.18MM)	1	UR
	688-45587-01-30	SHIM (T:0.30MM) CALE (T:0.30MM)	1	UR
	688-45587-01-40	SHIM (T:0.40MM) CALE (T:0.40MM)	1	UR
	688-45587-01-50	SHIM (T:0.50MM) CALE (T:0.50MM)	1	UR
6	93332-000U3	BEARING ROULEMENT	1	
7	688-45567-01-10	SHIM (T:0.10MM) CALE (T:0.10MM)	1	UR
	688-45567-01-12	SHIM (T:0.12MM) CALE (T:0.12MM)	1	UR
	688-45567-01-15	SHIM (T:0.15MM) CALE (T:0.15MM)	1	UR
	688-45567-01-18	SHIM (T:0.18MM) CALE (T:0.18MM)	1	UR
	688-45567-01-30	SHIM (T:0.30MM) CALE (T:0.30MM)	1	UR
	688-45567-01-40	SHIM (T:0.40MM) CALE (T:0.40MM)	1	UR
	688-45567-01-50	SHIM (T:0.50MM) CALE (T:0.50MM)	1	UR
8	93332-000W7	BEARING ROULEMENT	1	
9	90340-08M04	PLUG, STRAIGHT SCREW PLOT, FILETE DROIT	2	
10	688-45341-00	PLUG, DRAIN BOUCHON DE VIDANGE	1	
11	90430-08020	GASKET JOINT	3	
12	688-45214-02	COVER, WATER INLET GRILLE, ENTREE D'EAU	1	
13	688-45215-02	COVER, WATER INLET GRILLE, ENTREE D'EAU	1	
14	98780-05545	SCREW, FLAT HEAD VIS A TETE FRAISEE	1	
15	90185-05904	NUT, SELF-LOCKING ECROU, AUTO-BLOCANT	1	

F4



64JUS-5210

FIG. 20 LOWER CASING, DRIVE 3 (F50B)  
FIG. 20 BOITIER D'HELICE, TRANSMISSION 3 (F50B)

REF. NO.	PART NO. NO. PIECES	DESCRIPTION DESCRIPTION	Q'TY QTE	REMARKS REMARQUES
16	688-45321-00	PLATE PLAQUETTE	1	
17	93210-49046	O-RING JOINT TORIQUE	1	
18	93106-09014	OIL SEAL JOINT SPY	1	
19	97095-06016	BOLT BOULON	2	
20	92990-06600	WASHER, PLATE RONDELLE, PLATE	2	
21	6E5-45378-00	NIPPLE, HOSE RACCORD, TUYAU	1	
22	90445-07M31	HOSE DURITE	1	
23	6E5-83558-10	END, NIPPLE RACCORD DE NIPPLE	1	
24	90465-11M10	CLAMP BRIDE	2	
25	6H3-44311-00	HOUSING, WATER PUMP CORPS, POMPE A EAU	1	
26	663-44322-00	INSERT, CARTRIDGE CUVETTE	1	
27	6H3-44315-A0	GASKET, WATER PUMP JOINT, POMPE A EAU	1	
28	6H3-44352-00	IMPELLER TURBINE	1	
29	90280-03M03	KEY, WOODRUFF CLAVETTE, DEMI-LUNE	1	
30	6H3-44341-00-94	HOUSING, WATER PUMP CORPS, POMPE A EAU	1	
31	93101-23070	OIL SEAL JOINT SPY	2	
32	93210-46044	O-RING JOINT TORIQUE	1	
33	688-44316-A0	GASKET, WATER PUMP JOINT, POMPE A EAU	1	
34	6H3-44323-00	OUTER PLATE, CARTRIDGE PLAQUE EXTERIEURE	1	
35	6H3-44324-A0	GASKET, CARTRIDGE JOINT	1	
36	93604-10M03	PIN, DOWEL CLAVETTE	2	
37	97095-08055	BOLT BOULON	2	
38	97095-08045	BOLT BOULON	2	
39	90209-08M02	WASHER RONDELLE	4	
40	64J-45501-10	DRIVE SHAFT COMP. ARBRE MOTEUR COMP.	1	
41	6K5-45551-00	PINION (12T) PIGNON D'ATTAQUE (12D)	1	
42	90170-16M01	NUT ECROU	1	
43	6K5-45560-00	GEAR (28T) PIGNON (28D)	1	

F5

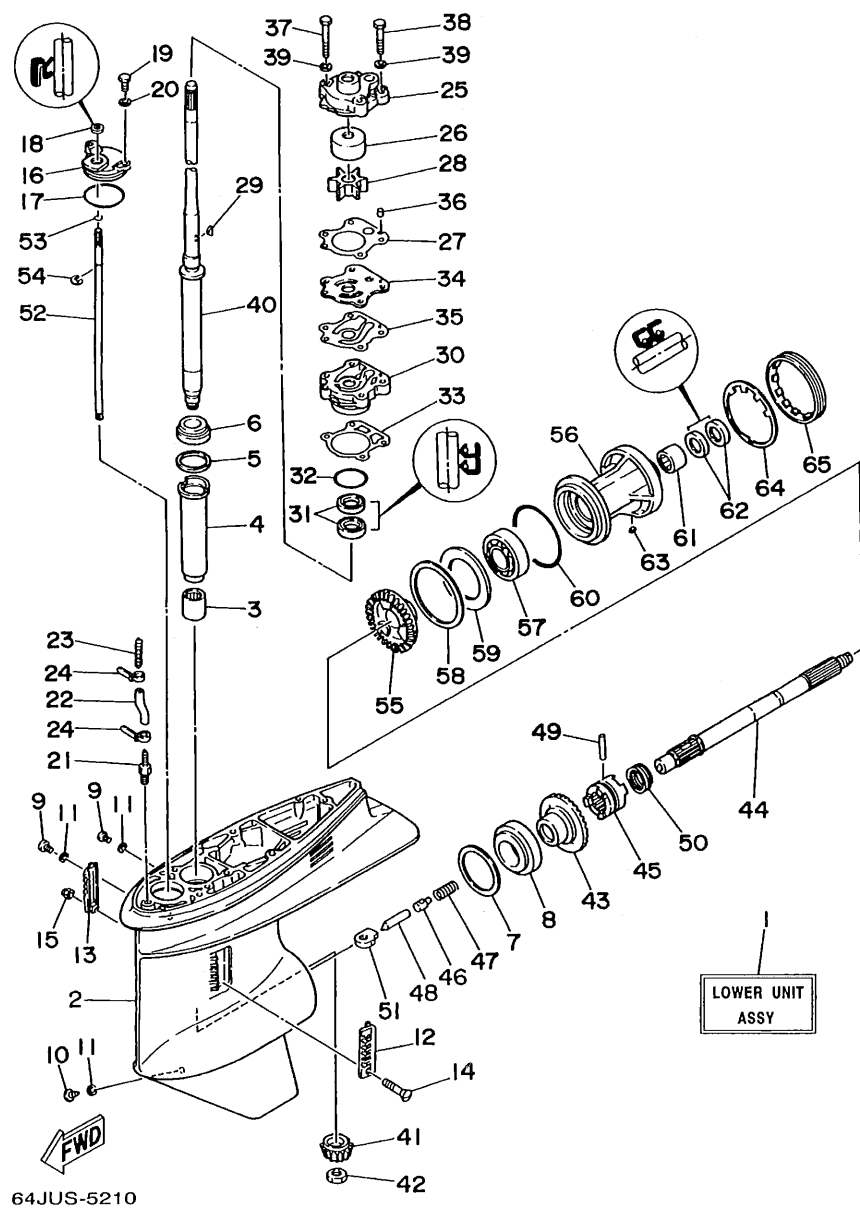
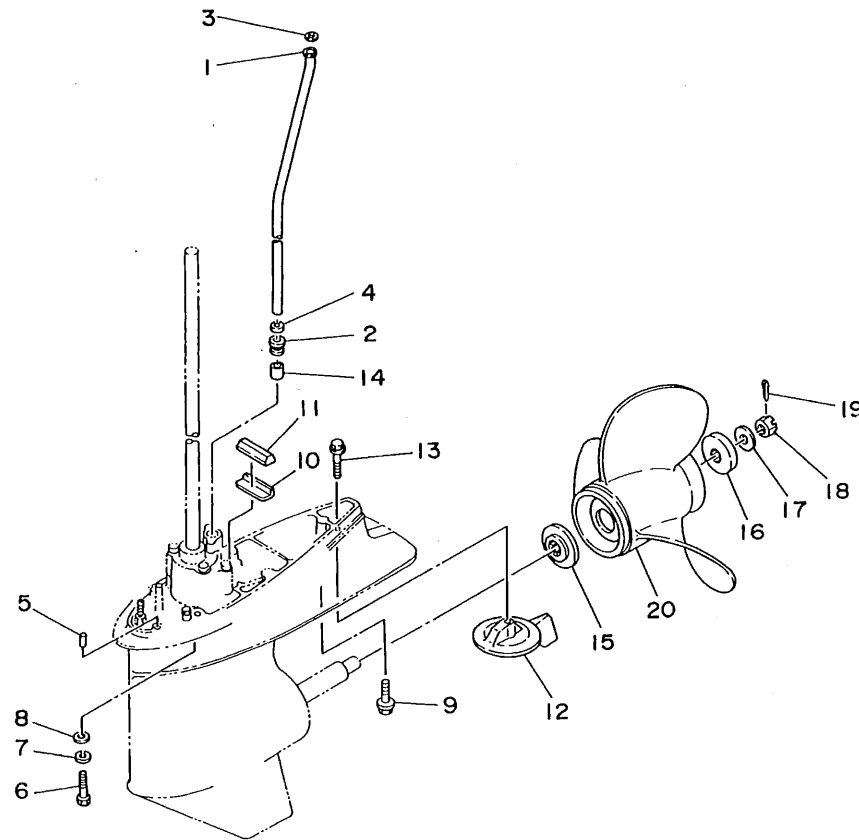


FIG. 20 LOWER CASING. DRIVE 3 (F50B)  
FIG. 20 BOITIER D'HELICE, TRANSMISSION 3 (F50B)

REF. NO.	PART NO. NO. PIECES	DESCRIPTION DESCRIPTION	Q'TY QTE	REMARKS REMARQUES
44	688-45611-01	SHAFT, PROPELLER ARBRE, HELICE	1	
45	688-45631-01	CLUTCH, DOG CRABOT	1	
46	688-45634-00	SLIDE, SHIFT CONTRE-POUSOIR	1	
47	90501-16233	SPRING, COMPRESSION RESSORT, COMPRESSION	1	
48	688-45635-00	PLUNGER, SHIFT POUSOIR D'EMBRAYAGE	1	
49	90250-07M02	PIN, STRAIGHT GOUPILE, DROITE	1	
50	688-45633-00	RING, CROSS PIN JONC, GOUPILE CRABOT	1	
51	663-44151-00	CAM, SHIFT CAME, INVERSION	1	
52	6K5-44144-00	ROD, SHIFT TIGE D'EMBRAYAGE	1	
53	93210-07540	O-RING JOINT TORIQUE	1	
54	99001-08600	CIRCLIP CIRCLIP	1	
55	6K5-45571-00	GEAR (28T) PIGNON (28D)	1	
56	688-45331-00-94	HOUSING, BEARING FLASQUE, ROULEMENT	1	
57	93306-207U0	BEARING ROULEMENT	1	
58	688-45577-01-10	SHIM (T:0.10MM) CALE (T:0.10MM)	1	UR
	688-45577-01-12	SHIM (T:0.12MM) CALE (T:0.12MM)	1	UR
	688-45577-01-15	SHIM (T:0.15MM) CALE (T:0.15MM)	1	UR
	688-45577-01-18	SHIM (T:0.18MM) CALE (T:0.18MM)	1	UR
	688-45577-01-30	SHIM (T:0.30MM) CALE (T:0.30MM)	1	UR
	688-45577-01-40	SHIM (T:0.40MM) CALE (T:0.40MM)	1	UR
	688-45577-01-50	SHIM (T:0.50MM) CALE (T:0.50MM)	1	UR
59	688-45576-00	WASHER, THRUST RONDELLE DE CALAGE	1	
60	93210-85M97	O-RING JOINT TORIQUE	1	
61	93317-325U0	BEARING, CYLINDRICAL PIECE	1	
62	93101-25M03	OIL SEAL JOINT SPY	2	
63	90282-04010	KEY, STRAIGHT CLAVETTE, DROITE	1	
64	688-45383-02	WASHER, CLAW FREIN D'ECROU	1	
65	688-45384-00	NUT ECROU	1	

FIG. 21 LOWER CASING. DRIVE 4 (F50B)  
FIG. 21 BOITIER D'HELICE, TRANSMISSION 4 (F50B)

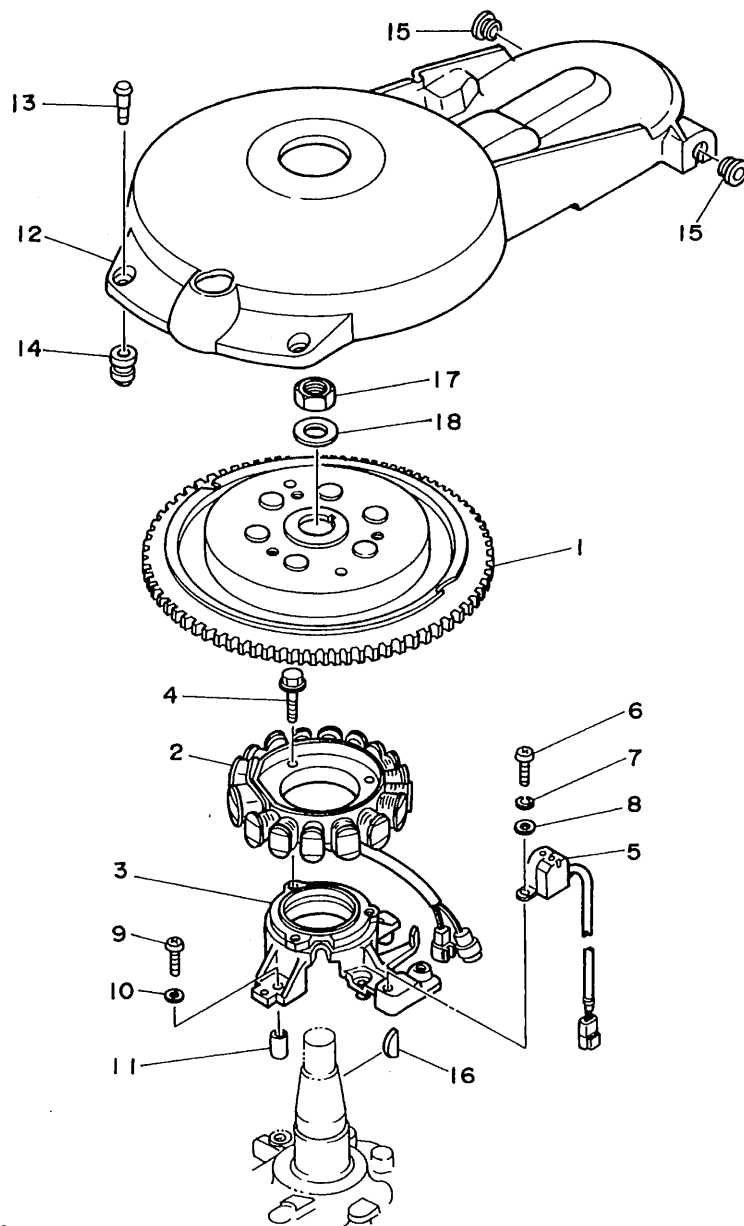


64JUS-5220

REF. NO.	PART NO. NO. PIECES	DESCRIPTION DESCRIPTION	Q'TY QTE	REMARKS REMARQUES
1	62Y-44361-00	TUBE, WATER TUBE D'EAU	1	
2	663-44367-00	DAMPER, WATER SEAL JOINT TUBE D'EAU	1	
3	90202-12060	WASHER, PLATE RONDELLE, PLATE	1	
4	90430-12072	GASKET JOINT	1	
5	93606-12019	PIN, DOWEL GOUPILLE	2	
6	97075-10040	BOLT BOULON	4	
7	92990-10100	WASHER, SPRING RONDELLE, GROWER	4	
8	92990-10600	WASHER, PLATE RONDELLE, PLATE	4	
9	90119-08M84	BOLT, WITH WASHER BOULON, AVEC RONDELLE	1	
10	663-45376-00-94	GUIDE, SEAL DAMPER BUTEE, JOINT CAOUTCHOUC	1	
11	688-45375-00	DAMPER, SEAL BOURRELET, CAOUTCHOUC	1	
12	688-45371-02	TAB-TRIM ANODE DERIVE	1	
13	90105-10M67	BOLT, WASHER BASED BOULON, AVEC RONDELLE	1	
14	663-44366-00	DAMPER, WATER SEAL JOINT, TUBE D'EAU	1	
15	688-45987-02	SPACER ENTRETOISE	1	
16	688-45997-01	SPACER ENTRETOISE	1	
17	90201-17M00	WASHER, PLATE RONDELLE, PLATE	1	
18	90171-16011	NUT, CASTLE ECROU, CRENELE	1	
19	91490-40030	PIN, COTTER GOUPILLE	1	
20	6E5-45941-00-EL	PROPELLER (3X13"X19"-K) HELICE (3X13"X19"-K)	1 UR	
	6E5-45943-00-EL	PROPELLER (3X12-5/8"X21"-K) HELICE (3X12-5/8"X21"-K)	1 UR	
	6E5-45945-01-EL	PROPELLER (3X13-1/4"X17"-K) HELICE (3X13-1/4"X17"-K)	1 UR	
	6E5-45947-00-EL	PROPELLER (3X13-1/2"X15"-K) HELICE (3X13-1/2"X15"-K)	1 UR	
	6E5-45949-00-EL	PROPELLER (3X13-5/8"X13"-K) HELICE (3X13-5/8"X13"-K)	1 UR	
	6E5-45952-00-EL	PROPELLER (3X13"X23"-K) HELICE (3X13"X23"-K)	1 UR	
	6E5-45954-00-EL	PROPELLER (3X14"X11"-K) HELICE (3X14"X11"-K)	1 UR	
	6E5-45956-00-EL	PROPELLER (3X13"X25"-K) HELICE (3X13"X25"-K)	1 UR	

F7





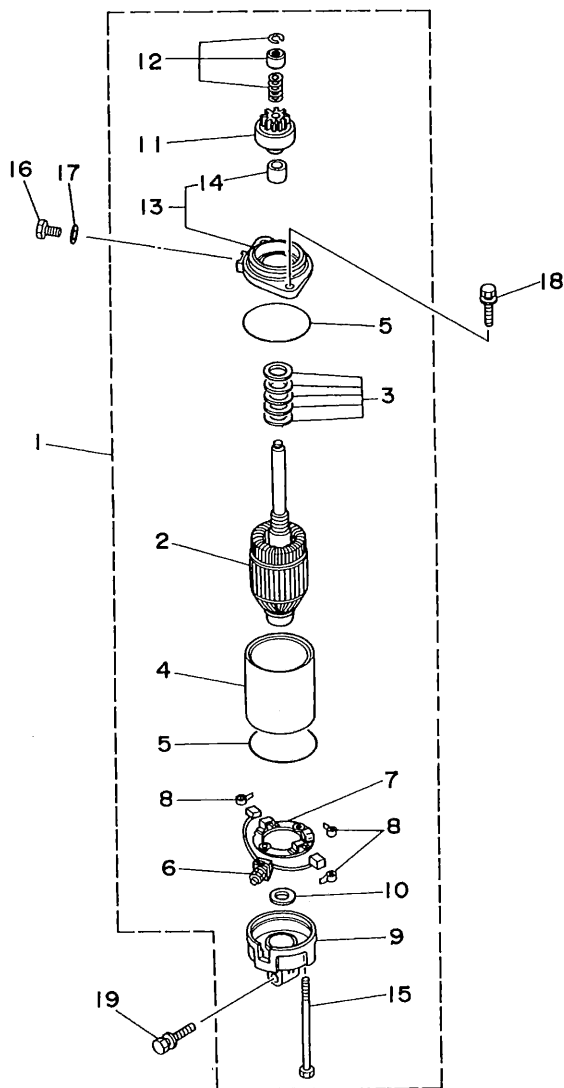
62YJA-5210

FIG. 22 GENERATOR

GENERATRICE

REF. NO.	PART NO. NO. PIECES	DESCRIPTION DESCRIPTION	Q'TY QTE	REMARKS REMARQUES
1	62Y-85550-01	ROTOR ASSY	1	UR
	62Y-85550-10	ROTOR CPLT	1	UR F45A
2	62Y-85510-00	STATOR ASSY	1	
		STATOR CPLT		
3	62Y-85561-00-94	BASE, MAGNETO	1	
		BASE, MAGNETO		
4	95024-06025	BOLT	3	
		BOULON, A COLLERETTE		
5	62Y-85580-00	COIL, PULSER	1	
		BOBINE, PULSEUR		
6	98580-05012	SCREW, PAN HEAD	2	
		VIS		
7	92990-05100	WASHER, SPRING	2	
		RONDELLE, GROWER		
8	92990-05600	WASHER, PLATE	2	
		RONDELLE, PLATE		
9	98580-06025	SCREW, PAN HEAD	4	
		VIS		
10	92990-06600	WASHER, PLATE	4	
		RONDELLE, PLATE		
11	99530-08012	PIN, DOWEL	2	
		GOUJON, D'ASSEMBLAGE		
12	62Y-81337-00	COVER, FLYWHEEL	1	
		COUVERCLE, VOLANT		
13	6K7-81338-01	CLAMP, LEAD	2	
		COLLIER, FIL		
14	663-82317-01	DAMPER, IGNITION COIL	2	
		AMORTISSEUR, BOBINE D'ALLUM		
15	90480-12072	GROMMET	2	
		PASSE-FIL		
16	90280-05049	KEY, WOODRUFF	1	
		CLAVETTE, DEMI-LUNE		
17	90170-20137	NUT	1	
		ECROU		
18	90201-21M18	WASHER, PLATE	1	
		RONDELLE, PLATE		

A6



62YJA-5220

FIG 23 STARTING MOTOR

DEMARREUR ELECTRIQUE

REF. NO.	PART NO. NO. PIECES	DESCRIPTION DESCRIPTION	Q'TY QTE	REMARKS REMARQUES
1	6E5-81800-12	STARTING MOTOR ASSY DEMARREUR ELECTRIQUE COMPLET	1	
2	6E5-81850-11	.ARMATURE ASSY .INDUIT	1	
3	6E5-81809-10	.WASHER KIT .JEU DE RONDELLES	1	
4	6E5-81810-10	.STATOR ASSY .STATOR COMPLET	1	
5	6E5-81847-10	.O-RING .JOINT TORIQUE	2	
6	6E5-81801-10	.BRUSH SET .CHARBON	1	
7	6E5-81840-10	.BRUSH HOLDER ASSY .SUPPORT DE CHARBON	1	
8	6E5-81813-10	.SPRING, BRUSH .RESSORT, DE CHARBON	3	
9	6E5-81820-11	.REAR BRACKET ASSY .SUPPORT ARRIERE COMPLET	1	
10	6E5-81824-00	.WASHER 2 .RONDELLE 2	1	
11	6E5-81807-11	.GEAR ASSY, STARTING MOTOR .PIGNON, DEMARREUR ELECTRIQUE	1	
12	61H-81857-00	.RETAINER .ARRETOIR	1	
13	6E5-81830-10	.FRONT BRACKET ASSY .SUPPORT AVANT	1	
14	688-81831-00	..METAL, FRONT ..METAL, AVANT	1	
15	6E5-81826-10	.BOLT .BOULON	2	
16	97095-08016	BOLT BOULON	1	
17	92995-08600	WASHER RONDELLE	1	
18	90119-08M76	BOLT, WITH WASHER BOULON, AVEC RONDELLE	2	
19	90119-08M77	BOLT, WITH WASHER BOULON, AVEC RONDELLE	1	

A7

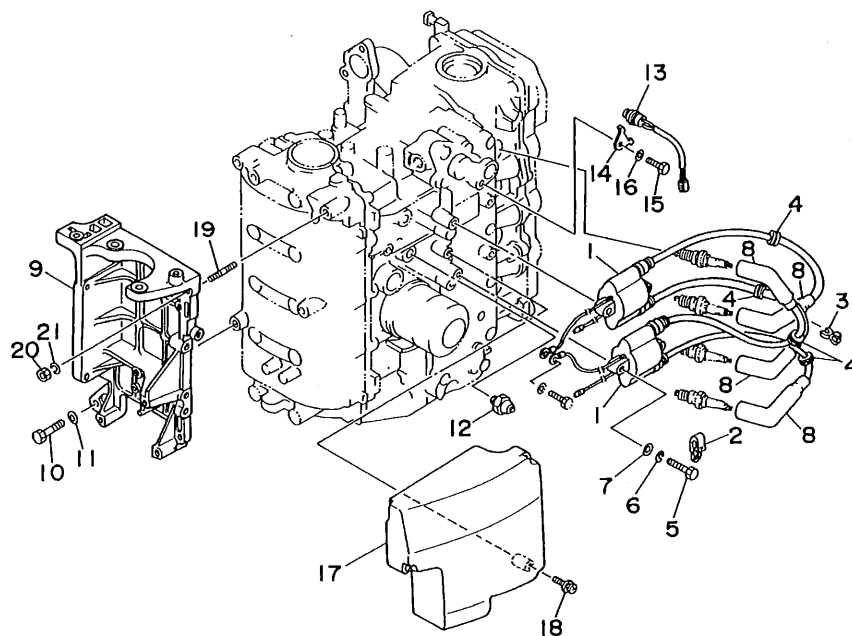


FIG 24 ELECTRICAL 1

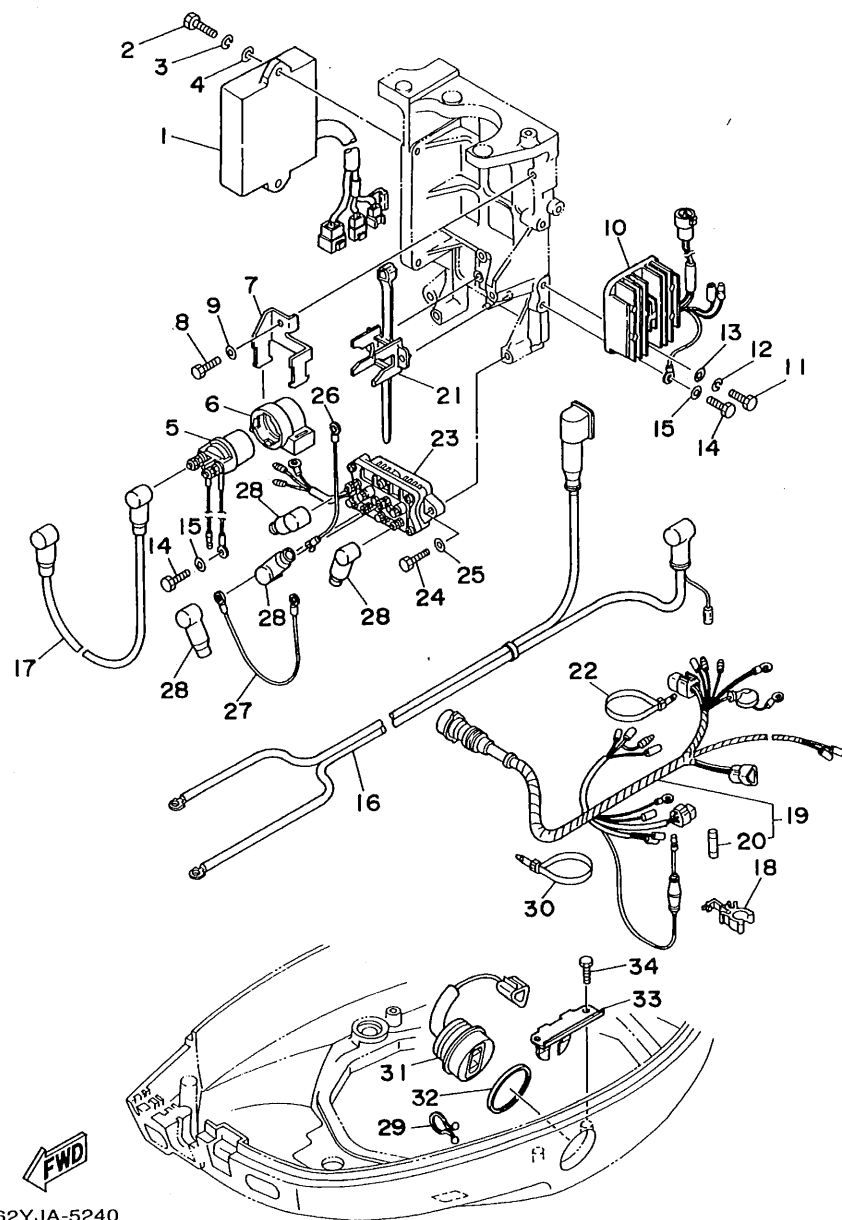
PARTIE ELECTRIQUE 1

REF. NO.	PART NO. NO. PIECES	DESCRIPTION DESCRIPTION	Q'TY QTE	REMARKS REMARQUES
1	62Y-85570-00	IGNITION COIL ASSY BOBINE D'ALLUMAGE (ENS.)	2	
2	90465-06M28	CLAMP BRIDE	1	
3	90464-07M41	CLAMP BRIDE	1	
4	90480-25161	GROMMET PASSE-FIL	4	
5	97095-06030	BOLT BOULON	4	
6	92995-06100	WASHER, SPRING RONDELLE, GROWER	4	
7	92990-06600	WASHER, PLATE RONDELLE, PLATE	4	
8	668-82370-20	PLUG CAP ASSY ANTIPARASITE	4	
9	62Y-81822-00-94	BRACKET, STARTING MOTOR SUPPORT, DEMARREUR ELECTRIQUE	1	
10	97095-08035	BOLT BOULON	3	
11	92995-08600	WASHER RONDELLE	3	
12	62Y-82504-00	OIL PRESSURE SWITCH ASSY CONTACTEUR DE PRESSION D'HUILE	1	
13	62Y-82560-01	THERMO SWITCH ASSY THERMO-CONTACT COMPLET	1	
14	6E9-82588-00	PLATE PLAQUE	1	
15	97095-06012	BOLT BOULON	1	
16	92990-06600	WASHER, PLATE RONDELLE, PLATE	1	
17	62Y-85599-00	COVER COUVERCLE	1	
18	90159-06M08	SCREW, WITH WASHER VIS, AVEC RONDELLE	3	
19	90116-08M14	BOLT, STUD GOUJON	1	
20	95380-08600	NUT ECROU	1	
21	92990-08100	WASHER, SPRING RONDELLE, GROWER	1	



62YJA-5230

B1



62YJA-5240

FIG. 25 ELECTRICAL 2

PARTIE ELECTRIQUE 2

REF. NO.	PART NO. NO. PIECES	DESCRIPTION DESCRIPTION	Q'TY QTE	REMARKS REMARQUES
1	62Y-85540-01	C.D.I. UNIT ASSY	1	UR
	62Y-85540-10	BLOC C.D.I.		
	62Y-85540-10	C.D.I. UNIT ASSY	1	UR F45A
		BLOC C.D.I.		
2	97095-06020	BOLT	2	
		BOULON		
3	92995-06100	WASHER, SPRING	2	
		RONDELLE, GROWER		
4	92990-06600	WASHER, PLATE	2	
		RONDELLE, PLATE		
5	6G1-81941-10	STARTER RELAY ASSY	1	
		LANCEUR RELAIS (ENS.)		
6	6G1-81952-00	HOLDER, RELAY	1	
		SUPPORT, RELAIS		
7	6L2-81945-00	PLATE, SWITCH FITTING	1	
		PLAQUE, FIXATION DU RELAIS		
8	97095-06014	BOLT	1	
		BOULON		
9	92990-06600	WASHER, PLATE	1	
		RONDELLE, PLATE		
10	62Y-81960-10	RECTIFIER & REGULATOR ASSY	1	
		REDRESSEUR REGULATEUR CPLT		
11	97095-06025	BOLT	2	
		BOULON		
12	92995-06100	WASHER, SPRING	2	
		RONDELLE, GROWER		
13	92990-06600	WASHER, PLATE	2	
		RONDELLE, PLATE		
14	97095-06012	BOLT	4	
		BOULON		
15	92990-06600	WASHER, PLATE	4	
		RONDELLE, PLATE		
16	62Y-82105-00	WIRE HARNESS	1	
		FAISCEAU DE FILS		
17	6E5-82117-00	WIRE, LEAD	1	
		FIL		
18	6G5-82152-00	HOLDER, FUSE	1	
		SUPPORT, FUSIBLE		
19	62Y-82590-00	WIRE HARNESS ASSY	1	UR
		FAISCEAU DE FILS COMPLET		
	62Y-82590-10	WIRE HARNESS ASSY	1	UR PTT
		FAISCEAU DE FILS COMPLET		
20	682-82151-00	.FUSE (20A)	1	
		.FUSIBLE (20A)		
21	688-82594-00	CLAMP	1	
		BRIDE		
22	437-83936-11	BAND, SWITCH CORD	1	
		COLLIER, CORDON DE COMMUTEUR		
23	6H1-81950-00	RELAY ASSY	1	PTT
		RELAIS COMPLET		
24	97095-06025	BOLT	2	PTT
		BOULON		
25	92990-06600	WASHER, PLATE	2	PTT
		RONDELLE, PLATE		
26	6H2-81949-01	WIRE, LEAD	1	PTT
		FIL		

B2

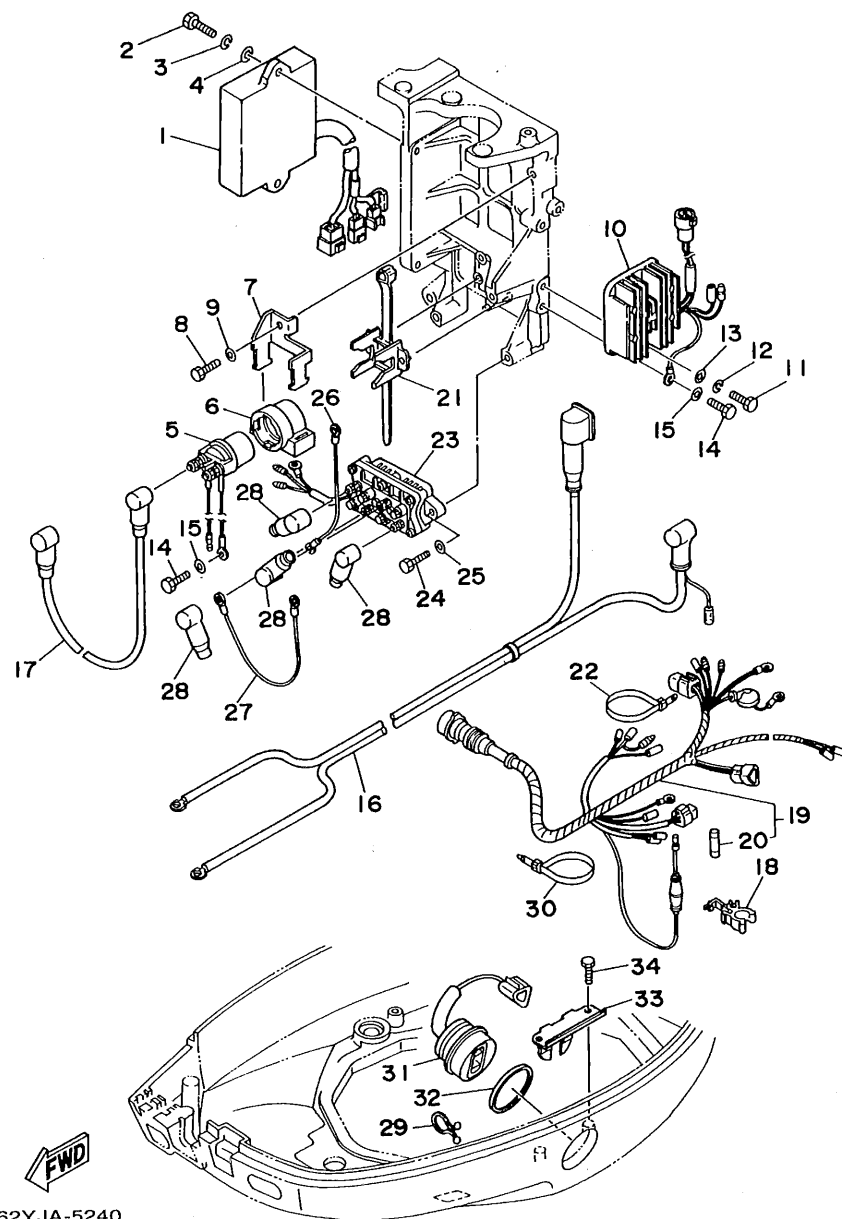


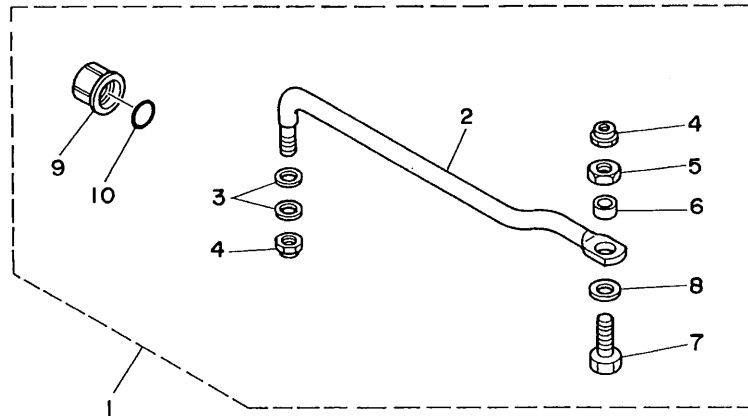
FIG. 25 ELECTRICAL 2

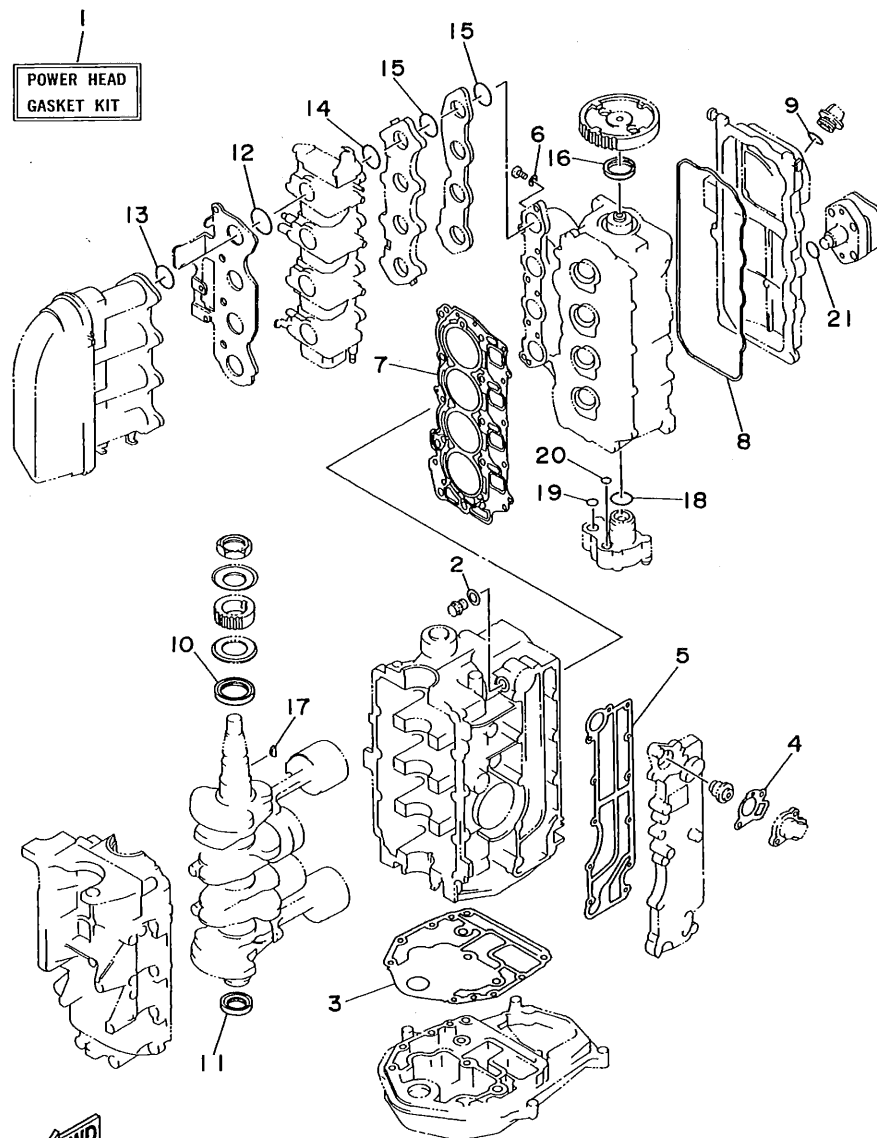
PARTIE ELECTRIQUE 2

REF. NO.	PART NO. NO. PIECES	DESCRIPTION DESCRIPTION	Q'TY QTE	REMARKS REMARQUES
27	61A-81949-00	WIRE, LEAD FIL	1 PTT	
28	682-82119-01	COVER, LEAD WIRE GARNITURE, FIL	4 PTT	
29	90464-16039	CLAMP BRIDE	1	
30	437-83936-11	BAND, SWITCH CORD COLLIER, CORDON DE COMMUTEUR	1	
31	63D-82563-10	TRIM & TILT SWITCH ASSY INCLINER ET PARER COMMUTEUR	1 PTT	
32	6E5-82587-00	GASKET JOINT	1 PTT	
33	62Y-83614-00	BRACKET SUPPORT	1 PTT	
34	97095-06012	BOLT BOULON	2 PTT	

FIG. 26 ALTERNATE 1 (STEERING GUIDE ATTACHMENT)  
 FIG. 26 OPTIONNELLES 1 (FIXATIONS DE DIRECTION)

REF. NO.	PART NO. NO. PIECES	DESCRIPTION DESCRIPTION	Q'TY QTE	REMARKS REMARQUES
1	63D-61350-00	STEERING GUIDE ATTACHMENT KIT FIXATIONS DE DIRECTION	1	
2	63D-61351-00	.ROD, STEERING LINK .RENOI DE DIRECTION	1	
3	90201-10M20	.WASHER, PLATE .RONDELLE, PLATE	2	
4	90185-09M01	.NUT, SELF-LOCKING .ECROU, AUTO-BLOCANT	2	
5	90170-09M03	.NUT .ECROU	1	
6	90387-10M42	.COLLAR .COLLERETTE	1	
7	90101-09M01	.BOLT .BOULON	1	
8	90201-10M63	.WASHER, PLATE .RONDELLE, PLATE	1	
9	6E5-43145-00	.CAP, CLAMP BRACKET .CAPUCHON, PRESSE	1	
10	93210-16275	.O-RING .JOINT TORIQUE	1	



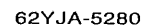
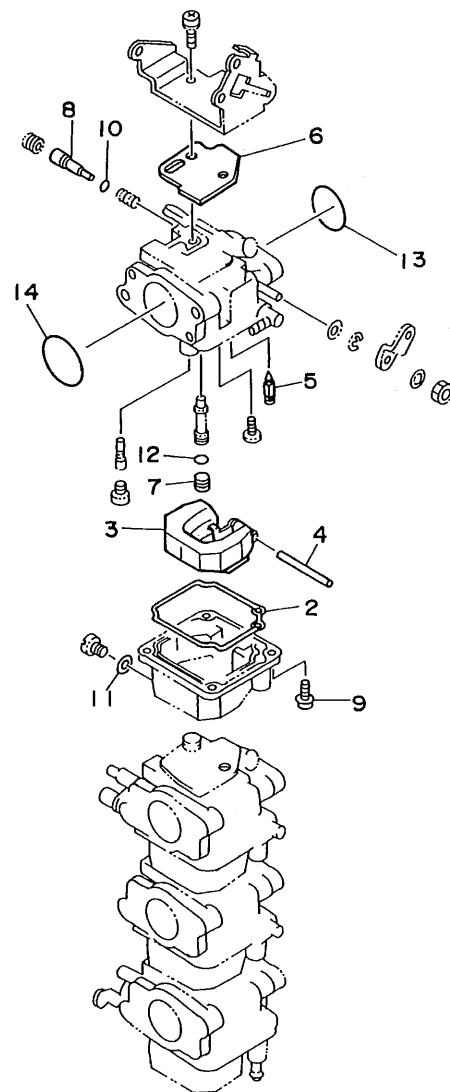


62YJA-5270

FIG. 27 REPAIR KIT 1

KITS DE REPARATION 1

REF. NO.	PART NO. NO. PIECES	DESCRIPTION DESCRIPTION	Q'TY QTE	REMARKS REMARQUES
1	62Y-W0001-08 -01	POWER HEAD GASKET KIT POCHETTE DE JOINTS TETE MOTRICE	1	
2	90430-14115	.GASKET .JOINT	1	
3	62Y-11351-00	.GASKET, CYLINDER .JOINT, D'EMBASE	1	
4	62Y-12414-00	.GASKET, COVER .JOINT, COUVERCLE	1	
5	62Y-41114-00	.GASKET, EXHAUST OUTER COVER .JOINT, COUVERCLE D'ECHAPPEMEN	1	
6	90430-06014	.GASKET .JOINT	1	
7	62Y-11181-00	.GASKET, CYLINDER HEAD 1 .JOINT, DE CULASSE 1	1	
8	62Y-11356-00	.SEAL, CYLINDER 2 .JOINT, SPY CYLINDRE	1	
9	93210-25070	.O-RING .JOINT TORIQUE	1	
10	93102-43M42	.OIL SEAL .JOINT SPY	1	
11	93102-35M47 -35M47	.OIL SEAL .JOINT SPY	1	
12	93210-35M86	.O-RING .JOINT TORIQUE	4	
13	93210-38MH3	.O-RING .JOINT TORIQUE	4	
14	93210-30MH4	.O-RING .JOINT TORIQUE	4	
15	93210-35M86	.O-RING .JOINT TORIQUE	8	
16	93102-37M40	.OIL SEAL .JOINT SPY	1	
17	90280-04M06	.KEY, WOODRUFF .CLAVETTE, DEMI-LUNE	1	
18	93210-33MH2	.O-RING .JOINT TORIQUE	1	
19	93210-12MG9	.O-RING .JOINT TORIQUE	1	
20	93210-14515	.O-RING .JOINT TORIQUE	1	
21	93210-25070	.O-RING .JOINT TORIQUE	1	



KITS DE REPARATION 2

**B6**



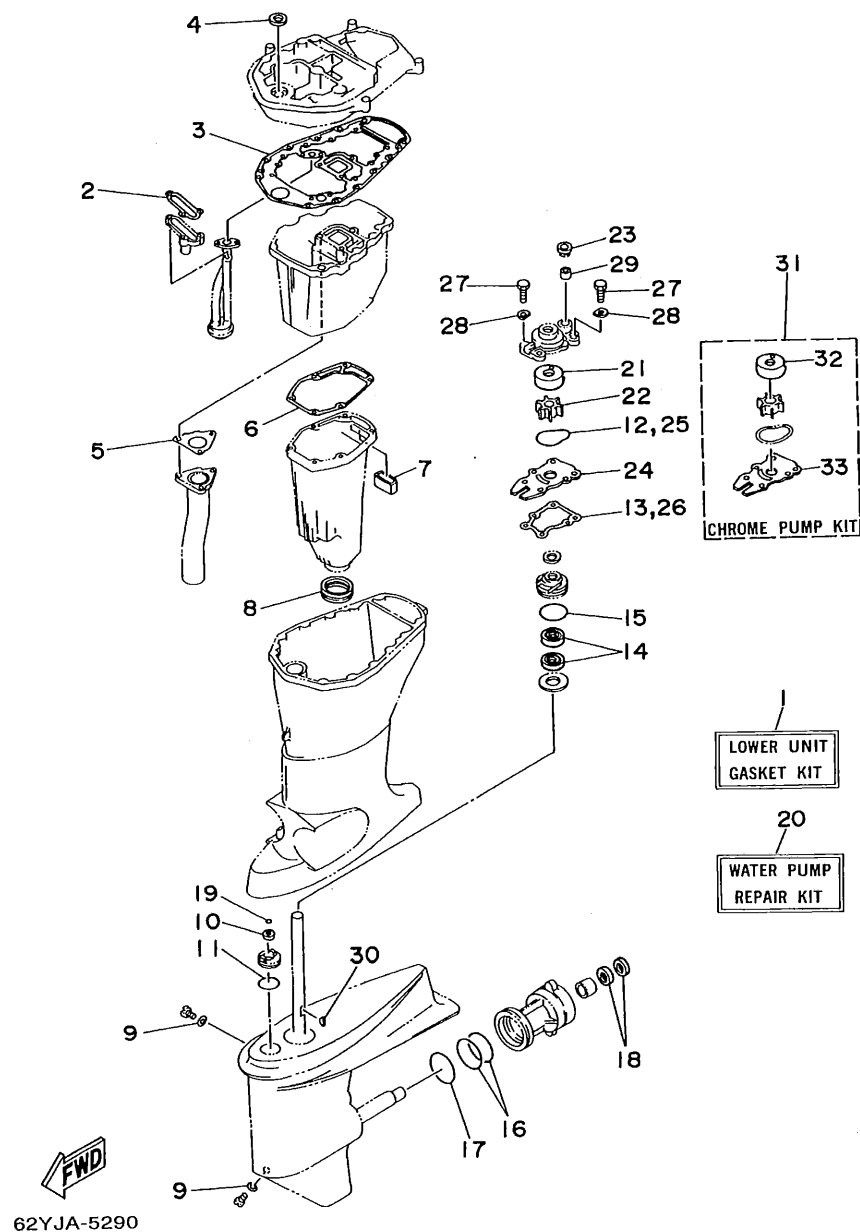


FIG. 29 REPAIR KIT 3 (F50A/F45A)  
FIG. 29 KITS DE REPARATION 3 (F50A/F45A)

REF. NO.	PART NO. NO. PIECES	DESCRIPTION DESCRIPTION	Q'TY QTE	REMARKS REMARQUES
1	62Y-W0001-20	LOWER UNIT GASKET KIT POCHETTE DE JOINTS EMBASE	1	
2	62Y-13475-00	.GASKET .JOINT	1	
3	62Y-15312-00	.GASKET, OIL PAN .JOINT DE VENTILATEUR D'HUILE	1	
4	93101-16M36	.OIL SEAL .JOINT SPY	1	
5	62Y-41133-00	.GASKET, EXHAUST MANIFOLD 1 .JOINT, PIPE D'ECHAPPEMENT	1	
6	62Y-41134-00	.GASKET, EXHAUST MANIFOLD .JOINT, PIPE D'ECHAPPEMENT	1	
7	62Y-45127-00	.SEAL .JOINT	1	
8	663-45123-00	.GASKET, MUFFLER .JOINT, POT DE DETENTE	1	
9	90430-08020	.GASKET .JOINT	2	
10	93106-09014	.OIL SEAL .JOINT SPY	1	
11	93210-33MG4	.O-RING .JOINT TORIQUE	1	
12	93210-59MG7	.O-RING .JOINT TORIQUE	1	
13	63D-44316-00	.GASKET, WATER PUMP .JOINT, POMPE A EAU	1	
14	93101-25M57	.OIL SEAL .JOINT SPY	2	
15	93210-48MG8	.O-RING .JOINT TORIQUE	1	
16	93210-74MG5	.O-RING .JOINT TORIQUE	2	
17	93210-69MG6	.O-RING .JOINT TORIQUE	1	
18	93101-22067	.OIL SEAL .JOINT SPY	2	
19	93210-07540	.O-RING .JOINT TORIQUE	1	
20	63D-W0078-00	WATER PUMP REPAIR KIT KIT DE REPARATION DE LA POMPE A EAU	1	
21	63D-44322-00	.INSERT, CARTRIDGE .CUVETTE	1	
22	6H3-44352-00	.IMPELLER .TURBINE	1	
23	63D-44312-00	.COVER, WATER PUMP HOUSING .COUVERCLE	1	
24	63D-44323-00	.OUTER PLATE, CARTRIDGE .PLAQUE EXTERIEURE	1	
25	93210-59MG7	.O-RING .JOINT TORIQUE	1	
26	63D-44316-00	.GASKET, WATER PUMP .JOINT, POMPE A EAU	1	
27	97095-08030	.BOLT .BOULON	4	
28	90209-08M02	.WASHER .RONDELLE	4	

62YJA-5290

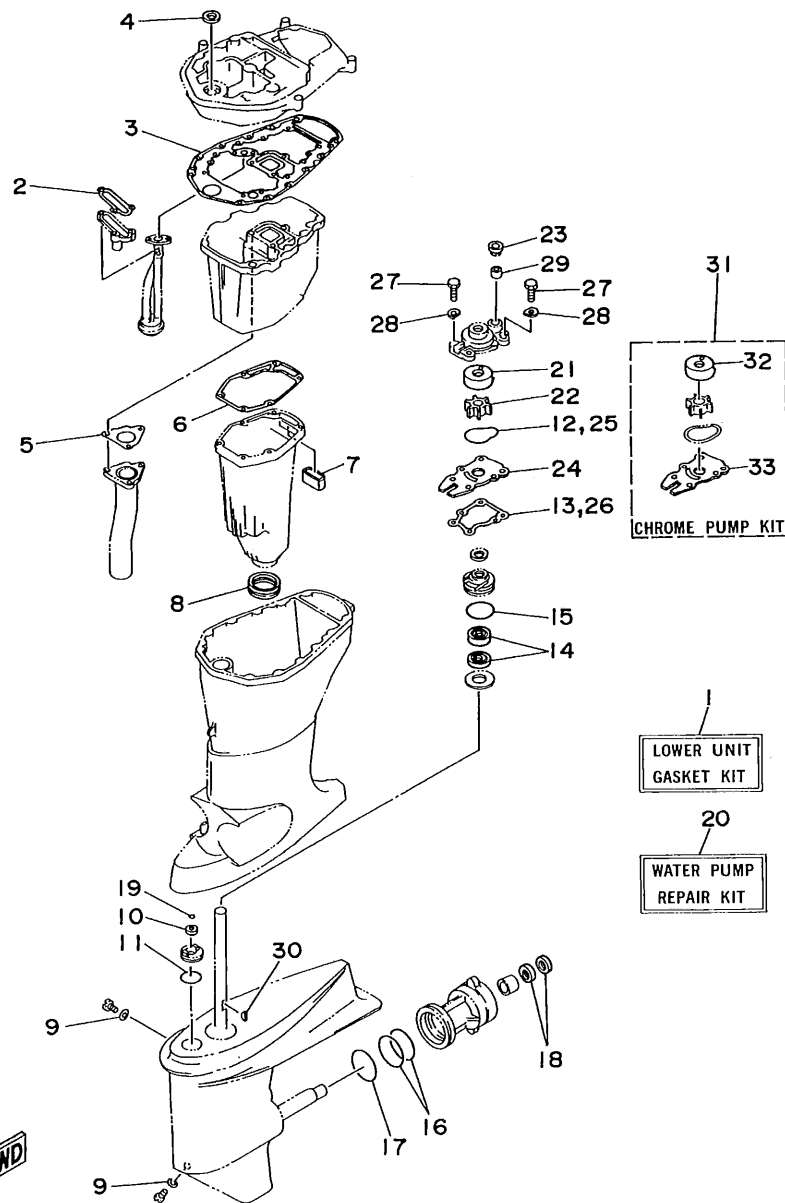


FIG. 29 REPAIR KIT 3 (F50A/F45A)  
FIG. 29 KITS DE REPARATION 3 (F50A/F45A)

REF. NO.	PART NO. NO. PIECES	DESCRIPTION DESCRIPTION	Q'TY QTE	REMARKS REMARQUES
29	663-44366-00	.DAMPER, WATER SEAL .JOINT, TUBE D'EAU	1	
30	90280-03024	.KEY, WOODRUFF .CLAVETTE, DEMI-LUNE	1	
31	63D-W0078-0A	CHROME PUMP KIT KIT DE POMPE A EAU CHROMEE	1	
32	63D-44322-40	.INSERT, CARTRIDGE .CUVETTE	1	
33	63D-44323-40	.OUTER PLATE, CARTRIDGE .PLAQUE EXTERIEURE	1	

C1

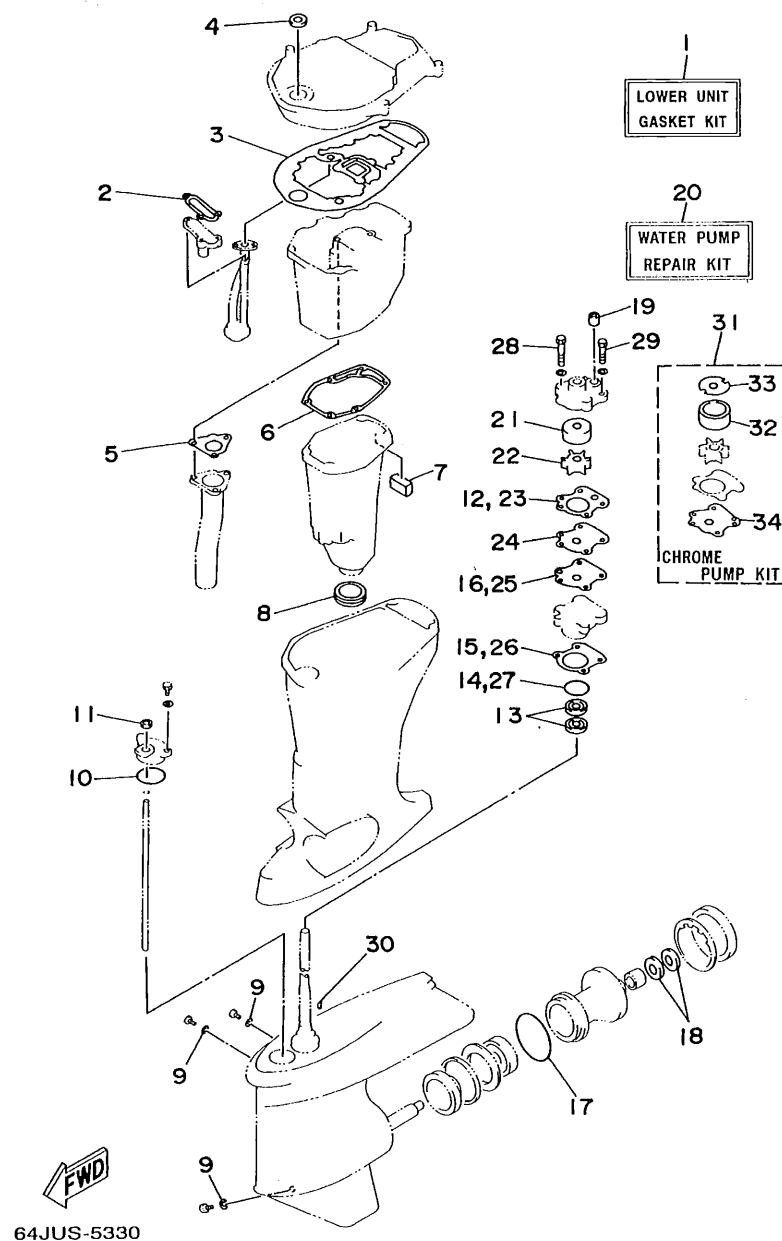


FIG. 30 REPAIR KIT 4 (F50B)

KITS DE REPARATION 4 (F50B)

REF. NO.	PART NO. NO. PIECES	DESCRIPTION DESCRIPTION	Q'TY QTE	REMARKS REMARQUES
1	64J-W0001-20	LOWER UNIT GASKET KIT POCHETTE DE JOINTS EMBASE	1	
2	62Y-13475-00	.GASKET .JOINT	1	
3	62Y-15312-00	.GASKET, OIL PAN .JOINT DE VENTILATEUR D'HUILE	1	
4	93101-16M36	.OIL SEAL .JOINT SPY	1	
5	62Y-41133-00	.GASKET, EXHAUST MANIFOLD 1 .JOINT, PIPE D'ECHAPPEMENT	1	
6	62Y-41134-00	.GASKET, EXHAUST MANIFOLD .JOINT, PIPE D'ECHAPPEMENT	1	
7	62Y-45127-00	.SEAL .JOINT	1	
8	663-45123-00	.GASKET, MUFFLER .JOINT, POT DE DETENTE	1	
9	90430-08020	.GASKET .JOINT	3	
10	93210-49046	.O-RING .JOINT TORIQUE	1	
11	93106-09014	.OIL SEAL .JOINT SPY	1	
12	6H3-44315-A0	.GASKET, WATER PUMP .JOINT, POMPE A EAU	1	
13	93101-23070	.OIL SEAL .JOINT SPY	2	
14	93210-46044	.O-RING .JOINT TORIQUE	1	
15	688-44316-A0	.GASKET, WATER PUMP .JOINT, POMPE A EAU	1	
16	6H3-44324-A0	.GASKET, CARTRIDGE .JOINT	1	
17	93210-85M97	.O-RING .JOINT TORIQUE	1	
18	93101-25M03	.OIL SEAL .JOINT SPY	2	
19	663-44366-00	.DAMPER, WATER SEAL .JOINT, TUBE D'EAU	1	
20	6H3-W0078-01	WATER PUMP REPAIR KIT KIT DE REPARATION DE LA POMPE A EAU	1	
21	663-44322-00	.INSERT, CARTRIDGE .CUVETTE	1	
22	6H3-44352-00	.IMPELLER .TURBINE	1	
23	6H3-44315-A0	.GASKET, WATER PUMP .JOINT, POMPE A EAU	1	
24	6H3-44323-00	.OUTER PLATE, CARTRIDGE .PLAQUE EXTERIEURE	1	
25	6H3-44324-A0	.GASKET, CARTRIDGE .JOINT	1	
26	688-44316-A0	.GASKET, WATER PUMP .JOINT, POMPE A EAU	1	
27	93210-46044	.O-RING .JOINT TORIQUE	1	
28	97095-08045	.BOLT .BOULON	2	

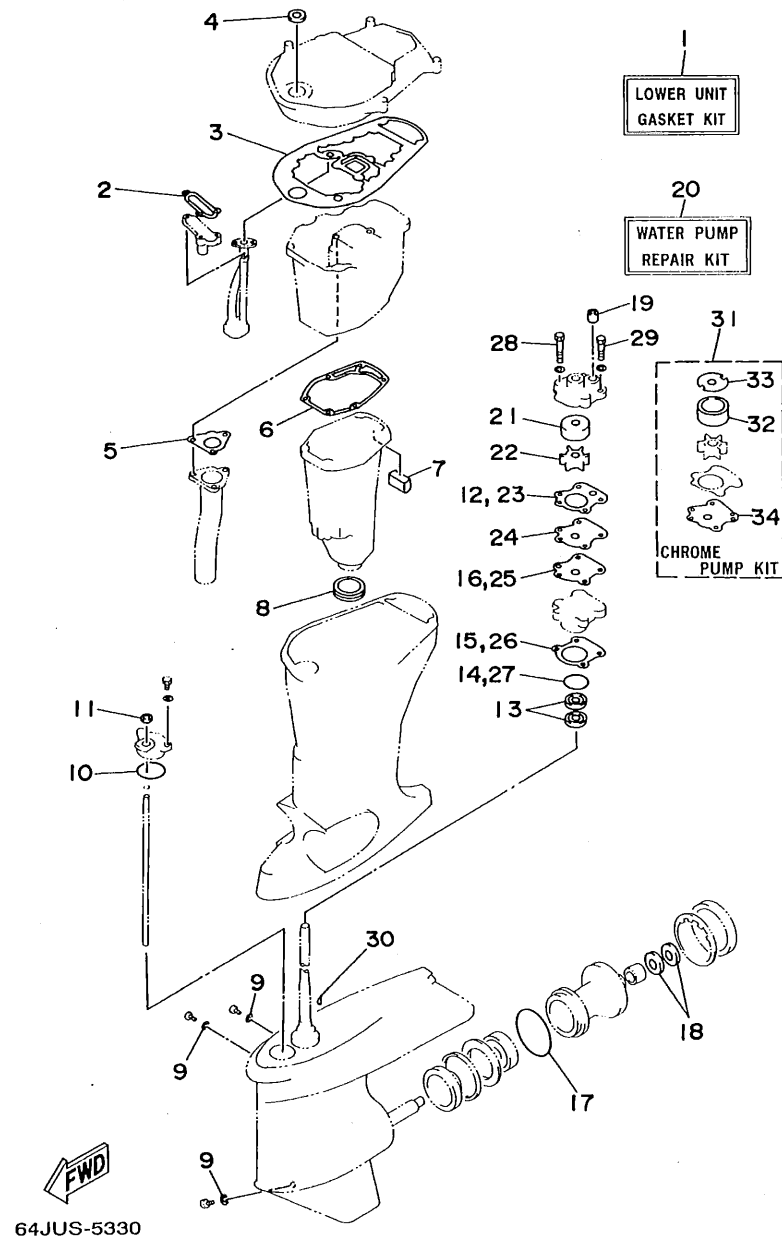


FIG. 30 REPAIR KIT 4 (F50B)

KITS DE REPARATION 4 (F50B)

REF. NO.	PART NO. NO. PIECES	DESCRIPTION DESCRIPTION	Q'TY QTE	REMARKS REMARQUES
29	97095-08055	.BOLT .BOULON	2	
30	90280-03M03	.KEY, WOODRUFF .CLAVETTE, DEMI-LUNE	1	
31	6H3-W0078-0A	CHROME PUMP KIT KIT DE POMPE A EAU CHROMEE	1	
32	670-44322-01	.INSERT, CARTRIDGE .CUVETTE	1	
33	670-44321-00	.INNER PLATE, CARTRIDGE .CUVETTE	1	
34	6H3-44323-40	.OUTER PLATE, CARTRIDGE .PLAQUE EXTERIEURE	1	

# **NUMERICAL INDEX**

# **INDEX NUMERIQUE**

**INDEX**

NUMERICAL INDEX  
INDEX NUMERIQUE

PART NO. NO. PIECES	MODEL REF. MODELE NO.	PART NO. NO. PIECES	MODEL REF. MODELE NO.	PART NO. NO. PIECES	MODEL REF. MODELE NO.	PART NO. NO. PIECES	MODEL REF. MODELE NO.	PART NO. NO. PIECES	MODEL REF. MODELE NO.
6G8-W0001-A3	F9.9A 24- 1 F8/9.9B 24- 1	62Y-11133-10	F50A 2- 3	6G8-11411-04	F9.9A 2- 1 F8/9.9B 2- 1	6G8-11610-22	F9.9A 2-10 F8/9.9B 2-10	6G8-12117-10	F8/9.9B 3- 7
6G8-W0001-C4	F9.9A 25- 1	62Y-11168-00	F50A 2-21	62Y-11411-00	F50A 3- 3	6G8-11631-03-96	F9.9A 2- 9	30X-12118-00	F9.9A 3- 6
6G9-W0001-C4	F8/9.9B 25- 1	6G8-11181-A0	F9.9A 1-34	6G8-11416-00	F9.9A 2- 4		F8/9.9B 2- 9		F8/9.9B 3- 6
62Y-W0001-00	F50A 27- 1		F8/9.9B 1-34		F8/9.9B 2- 4	62Y-11631-00-96	F50A 3- 8		F50A 4- 6
62Y-W0001-20	F50A 29- 1		F9.9A 24- 5	6G8-11416-10	F9.9A 2- 4	62Y-11633-00	F50A 3-10	51Y-12119-00	F9.9A 3- 9
64J-W0001-20	F50A 30- 1	62Y-11181-00	F50A 2-14		F8/9.9B 2- 4	634-11633-00	F9.9A 2-11		F8/9.9B 3- 9
6G9-W0070-13	F9.9A 10- 9 F8/9.9B 10- 9		27- 7	6G8-11416-20	F9.9A 2- 4		F8/9.9B 2+11	62Y-1212A-00	F50A 4- 7
62Y-W0070-00	F50A 11-12	6G8-11191-01-94	F9.9A 1-36		F8/9.9B 2- 4	6G8-11635-03	F9.9A 2- 9	6G8-12121-01	F50A 6-28
6H3-W0078-0A	F50A 30-31		F8/9.9B 1-36	62Y-11416-00	F50A 3- 4		F8/9.9B 2- 9		F8/9.9B 3- 2
6H3-W0078-01	F50A 30-20	62Y-11191-00-9M	F50A 2-19	62Y-11416-10	F50A 3- 4	62Y-11635-00	F50A 3- 8	62Y-12121-00	F50A 4- 2
63D-W0078-0A	F50A 29-31	6G8-11197-00	F9.9A 1-44	62Y-11416-20	F50A 3- 4	6G8-11636-03	F9.9A 2- 9	6G8-12146-00	F9.9A 3-13
63D-W0078-00	F50A 29-20		F8/9.9B 1-44	6G8-11426-00	F9.9A 2- 8		F8/9.9B 2- 9		F8/9.9B 3-13
682-W0078-A1	F9.9A 25-17 F8/9.9B 25-17	6G8-11325-00	F9.9A 1-42		F8/9.9B 2- 8	62Y-11636-00	F50A 3- 8	62Y-12146-00	F50A 4- 8
			F8/9.9B 1-42	6G8-11536-00-94	F9.9A 6- 2	6G8-11650-03	F9.9A 2- 5	6G8-12151-00	F9.9A 3-10
682-W0078-0A	F8/9.9B 25-25	6J8-11325-00	F50A 2- 5		F8/9.9B 6- 2		F8/9.9B 2- 5		F8/9.9B 3-10
62Y-W009A-00-4D	F50A 2- 1	6H3-11327-00-94	F50A 2- 7	62Y-11536-00	F50A 8-13	62Y-11650-00	F50A 3- 5	62Y-12151-00	F50A 4- 9
62Y-W009A-10-4D	F50A 2- 1	62Y-11328-00	F50A 2- 6	6G8-11537-00-94	F9.9A 6- 6	6G8-11654-00	F9.9A 2- 6	6G8-12153-00	F9.9A 3- 8
62Y-W009B-00-4D	F50A 1- 1	6G8-11351-A0	F9.9A 1- 6		F8/9.9B 6- 6		F8/9.9B 2- 6		F8/9.9B 3- 8
6G8-W0090-33-4D	F9.9A 1- 1 F8/9.9B 1- 1		F8/9.9B 1- 6	62Y-11537-00	F50A 8- 3	62Y-11654-00	F50A 3- 6	6G8-12158-00	F9.9A 3-12
			F9.9A 24- 9	6G8-11557-00	F9.9A 6- 3	62Y-11656-00	F50A 3- 7		F8/9.9B 3-12
6G8-W0093-03	F9.9A 24-19 F8/9.9B 24-19		F8/9.9B 24- 9		F8/9.9B 6- 3	62Y-11656-10	F50A 3- 7	62Y-12158-00	F50A 4-11
62Y-W0093-00	F50A 28- 1	62Y-11351-00	F50A 1-10	62Y-11557-00	F50A 8-14	62Y-11656-20	F50A 3- 7	6G8-12159-00	F9.9A 3-11
676-W2810-01	F9.9A 9-27 F8/9.9B 9-27		27- 3	6G8-11575-00	F9.9A 7- 1	6G8-12111-00	F9.9A 3- 1		F8/9.9B 3-11
		6G8-11355-00	F8/9.9B 16-33		F8/9.9B 7- 1		F8/9.9B 3- 1	62Y-12159-00	F50A 4-10
683-W4591-02-EL	F8/9.9B 18-15		F9.9A 16-34	62Y-11575-00	F50A 9- 2	62Y-12111-00	F50A 4- 1	6G8-12171-00	F9.9A 6-11
683-W4592-02-EL	F8/9.9B 18-15	6G8-11356-00	F9.9A 1-40	6G8-11587-00	F9.9A 6- 5	6G8-12113-00	F9.9A 3- 4		F8/9.9B 6-11
6G8-11111-03-94	F9.9A 1-22 F8/9.9B 1-22		F8/9.9B 1-40		F8/9.9B 6- 5		F8/9.9B 3- 4	62Y-12171-00	F50A 8- 2
62Y-11111-00-94	F50A 2- 2	62Y-11356-00	F50A 2-24	62Y-11590-00	F50A 8- 8	51Y-12114-00	F50A 4- 4	62Y-12216-00	F50A 4-14
62Y-11111-10-94	F50A 2- 2		27- 8	62Y-11603-00	F50A 3- 9	6G8-12116-00	F9.9A 3- 3	62Y-12238-00	F50A 4-12
62Y-11119-00	F50A 2-27	676-11372-00	F9.9A 1-11	62Y-11604-00	F50A 3- 9		F8/9.9B 3- 3	62Y-12279-00	F50A 4-13
6G8-11133-10	F9.9A 1-23 F8/9.9B 1-23		F8/9.9B 1-11	62Y-11605-00	F50A 3- 9	62Y-12116-00	F50A 4- 3	6G8-12411-02	F50A 1-11
			F9.9A 1-25	6G8-11610-02	F9.9A 2-10	30X-12117-00	F50A 4- 5		F9.9A 1-16
			F8/9.9B 1-25		F8/9.9B 2-10	6G8-12117-00	F9.9A 3- 5		F8/9.9B 1-16
			F9.9A 1-38	6G8-11610-12	F9.9A 2-10		F8/9.9B 3- 5	6G8-12413-00-9M	F9.9A 1-17
			F8/9.9B 1-38		F8/9.9B 2-10	6G8-12117-10	F9.9A 3- 7		F8/9.9B 1-17

NUMERICAL INDEX  
INDEX NUMERIQUE

PART NO. NO. PIECES	MODEL MODELE	REF. NO.	PART NO. NO. PIECES	MODEL MODELE	REF. NO.	PART NO. NO. PIECES	MODEL MODELE	REF. NO.	PART NO. NO. PIECES	MODEL MODELE	REF. NO.	PART NO. NO. PIECES	MODEL MODELE	REF. NO.
6H3-12413-00-9M	F50A	1-12	62Y-13475-00	F50A	29- 2	6G8-14198-A0	F9.9A	24-15	6G9-14301-05	F8/9.9B	5- 1	6A4-14344-30	F9.9A	5-26
6G8-12414-A0	F9.9A	1-19			30- 2		F8/9.9B	24-15	6G9-14301-10	F8/9.9B	5- 1		F8/9.9B	5-26
	F8/9.9B	1-19	6G8-13487-00	F9.9A	7- 4		F9.9A	24-20	6J6-14301-06	F8/9.9B	5- 1	6G8-14345-00	F9.9A	5- 7
	F9.9A	24- 4		F8/9.9B	7- 4		F8/9.9B	24-20	6J7-14301-10	F8/9.9B	5- 1		F8/9.9B	5- 7
	F8/9.9B	24- 4	62Y-13586-00-94	F50A	5- 1	646-14198-01	F9.9A	5-33	62Y-14321-00	F50A	7-19	6G8-14349-00	F9.9A	5-34
62Y-12414-00	F50A	1-13	6G8-13641-01-94	F9.9A	4- 5		F8/9.9B	5-33			7-40		F8/9.9B	5-34
		27- 4		F8/9.9B	4- 5	654-14198-00	F9.9A	5- 6	664-14321-01	F9.9A	5-20	62Y-14349-00	F50A	6-20
6G8-12476-00	F9.9A	11-36	6G8-13645-00	F9.9A	4- 6		F8/9.9B	5- 6		F8/9.9B	5-20	62Y-14349-10	F50A	6-18
	F8/9.9B	11-36		F8/9.9B	4- 6		F9.9A	24-23		F50A	7-45	62Y-14349-20	F50A	6-19
6G8-12481-01	F9.9A	1-28		F9.9A	24-14		F8/9.9B	24-23	6G8-14323-00	F9.9A	5-13	62Y-14349-30	F50A	6-21
	F8/9.9B	1-28		F8/9.9B	24-14	646-14212-00	F9.9A	5-21		F8/9.9B	5-13	50M-14355-00	F9.9A	5-45
62Y-12481-00	F50A	1-18	6G8-13646-A0	F9.9A	4- 1		F8/9.9B	5-21		F9.9A	24-24		F8/9.9B	5-45
6G8-12483-00	F9.9A	16- 2		F8/9.9B	4- 1	646-14212-01	F50A	7-30		F8/9.9B	24-24		F50A	7-33
	F8/9.9B	16- 2		F9.9A	24-13			7-41	6G8-14323-10	F9.9A	5-13	62Y-14355-00	F50A	7-16
6G8-12484-00	F9.9A	16- 3		F8/9.9B	24-13	6G8-14216-00	F9.9A	5-10		F8/9.9B	5-13			28- 7
	F8/9.9B	16- 3	6G8-13647-00	F9.9A	4- 4		F8/9.9B	5-10	62Y-14323-10	F50A	7-17	6A1-14356-00	F50A	7-23
6G8-12485-00	F9.9A	11-38		F8/9.9B	4- 4	6G8-14217-00	F9.9A	5-35	6A0-14325-00	F50A	10-26	6G8-14357-00	F9.9A	5-43
	F8/9.9B	11-38	6G8-1410A-01	F9.9A	5-24		F8/9.9B	5-35	664-14327-01	F50A	7-46		F8/9.9B	5-43
62Y-13131-00	F50A	10-22		F8/9.9B	5-24	6G8-14229-00	F9.9A	5-41	30X-14334-00	F50A	7-18	6L2-14357-00	F50A	7-32
6G8-13300-02	F9.9A	6-13	12V-14105-00	F50A	7-17		F8/9.9B	5-41	647-14334-00	F9.9A	5-11	62Y-14360-00	F50A	6-33
	F8/9.9B	6-13			28- 8	62Y-14255-00	F50A	6-23		F8/9.9B	5-11	654-14363-01	F50A	7-24
62Y-13300-00	F50A	8-17	389-14137-00	F9.9A	5-44	62Y-14258-00	F50A	6-27	6G8-14341-20	F9.9A	5- 9	6G8-14368-02	F9.9A	5-30
62Y-13411-00	F50A	9- 6		F8/9.9B	5-44	62Y-14267-00	F50A	7-36		F8/9.9B	5- 9		F8/9.9B	5-30
6G8-13421-00	F9.9A	7-12	1HV-14147-00	F9.9A	5-19	62Y-14271-00	F50A	5-28	6G8-14341-30	F9.9A	5- 9	62Y-14368-01	F50A	2-32
	F8/9.9B	7-12		F8/9.9B	5-19	6G8-14275-01	F9.9A	5-31		F8/9.9B	5- 9	62Y-14369-00	F50A	6- 1
3FV-13440-00	F50A	1-15	6L2-14157-00	F50A	7-34		F8/9.9B	5-31	62Y-14341-00	F50A	7-13	62Y-14372-10	F50A	7-14
6G8-13440-00	F9.9A	6-21			7-37	62Y-14276-00	F50A	7-26	62Y-14341-10	F50A	7-13	6G8-14379-00	F9.9A	5-39
	F8/9.9B	6-21			7-39	6G8-14286-01	F9.9A	5-42	6G8-14342-24	F9.9A	5- 5		F8/9.9B	5-39
6G8-13442-00-94	F9.9A	6-20	62Y-14157-00	F50A	7-11		F8/9.9B	5-42		F8/9.9B	5- 5	6G8-14379-10	F9.9A	5-39
	F8/9.9B	6-20	62Y-14159-00	F50A	7-35	62Y-14291-00	F50A	6- 7	62Y-14342-21	F50A	7-15		F8/9.9B	5-39
6G8-13448-00	F9.9A	4-36	62Y-14175-00	F50A	6-11	6G8-14293-03	F9.9A	5-36	62Y-14343-52	F50A	7-14	62Y-14379-00	F50A	7-42
	F8/9.9B	4-36	62Y-14175-10	F50A	6-12		F8/9.9B	5-36	62Y-14343-56	F50A	7-14	62Y-14380-00	F50A	6- 9
6G8-13471-00	F9.9A	7-15	6G8-14197-01	F9.9A	5-16	6G8-14293-10	F9.9A	5-36	648-14343-41	F9.9A	5- 8	6G8-14381-02	F9.9A	5- 3
	F8/9.9B	7-15		F8/9.9B	5-16		F8/9.9B	5-36		F8/9.9B	5- 8		F8/9.9B	5- 3
62Y-13471-00	F50A	9-14	6G8-14198-A0	F9.9A	4-13	6G8-14301-05	F9.9A	5- 1	648-14343-43	F9.9A	5- 8	62Y-14381-00	F50A	7- 5
62Y-13475-00	F50A	9- 3		F8/9.9B	4-13	6G8-14301-10	F9.9A	5- 1		F8/9.9B	5- 8	62Y-14381-10	F50A	7-38

NUMERICAL INDEX  
INDEX NUMERIQUE

PART NO. NO. PIECES	MODEL MODELE	REF. NO.	PART NO. NO. PIECES	MODEL MODELE	REF. NO.	PART NO. NO. PIECES	MODEL MODELE	REF. NO.	PART NO. NO. PIECES	MODEL MODELE	REF. NO.	PART NO. NO. PIECES	MODEL MODELE	REF. NO.
6G8-14383-00	F9.9A	5-28	6F5-14397-00	F50A	28-12	6G8-14827-00	F9.9A	5-25	62Y-15362-00	F50A	9-1	6G8-15714-00	F8/9.9B	8-3
	F8/9.9B	5-28	62Y-14398-00	F50A	7-28		F8/9.9B	5-25	6G8-15363-00	F9.9A	1-46	6G8-15715-00	F9.9A	8-7
62Y-14383-00	F50A	7-27			28-11	62Y-14901-00	F50A	7-1		F8/9.9B	1-46		F8/9.9B	8-7
6G8-14384-01	F9.9A	5-2	62Y-14399-00	F50A	7-12	62Y-14901-10	F50A	7-1		F50A	2-36	6G8-15716-00	F9.9A	8-27
	F8/9.9B	5-2			28-6	62Y-14902-00	F50A	7-2	6G8-15368-00-94	F9.9A	4-18		F8/9.9B	8-27
	F9.9A	24-21	62Y-14413-00	F50A	2-33	62Y-14902-10	F50A	7-2		F8/9.9B	4-18	6G8-15719-00	F9.9A	8-5
	F8/9.9B	24-21	62Y-14429-00	F50A	6-10	62Y-14903-00	F50A	7-3	6G8-15369-00	F9.9A	4-19		F8/9.9B	8-5
6L2-14384-00	F50A	7-6	62Y-14429-10	F50A	6-25	62Y-14903-10	F50A	7-3		F8/9.9B	4-19	6G8-15723-00	F9.9A	8-6
		28-2	62Y-14440-00	F50A	5-5	62Y-14904-00	F50A	7-4	6G8-15371-00-94	F9.9A	4-21		F8/9.9B	8-6
6G8-14385-00	F9.9A	5-15	62Y-14475-00	F50A	7-22	62Y-14904-10	F50A	7-4		F8/9.9B	4-21	6G8-15726-00	F9.9A	8-21
	F8/9.9B	5-15	62Y-14475-10	F50A	6-30	6G8-14997-00	F9.9A	5-12	6G8-15373-00	F9.9A	1-37		F8/9.9B	8-21
	F9.9A	24-26	6G8-14478-00	F9.9A	4-12		F8/9.9B	5-12		F8/9.9B	1-37	6G8-15727-00	F9.9A	8-9
	F8/9.9B	24-26		F8/9.9B	4-12	6G8-15100-05-94	F9.9A	1-2		F9.9A	4-35		F8/9.9B	8-9
6L2-14385-00	F50A	7-7	6G8-14479-02-94	F9.9A	4-11		F8/9.9B	1-2		F8/9.9B	4-35	6G8-15734-00	F9.9A	8-25
		28-3		F8/9.9B	4-11	62Y-15100-00-94	F50A	1-2	62Y-15373-00	F50A	5-12		F8/9.9B	8-25
6E5-14386-01	F50A	7-8	6G8-14479-10-94	F9.9A	4-11	6G8-15311-03-00	F9.9A	7-7	6G8-15374-00	F9.9A	4-26	6G8-15739-00	F9.9A	8-17
		28-4		F8/9.9B	4-11		F8/9.9B	7-7		F8/9.9B	4-26		F8/9.9B	8-17
647-14386-10	F9.9A	5-4	62Y-14485-00	F50A	2-20	62Y-15311-00-5B	F50A	9-10		F9.9A	24-16	6G8-15742-00	F9.9A	8-33
	F8/9.9B	5-4	62Y-14487-00	F50A	6-22	6G8-15312-A1	F9.9A	7-8		F8/9.9B	24-16		F8/9.9B	8-33
	F9.9A	24-22	6G8-14493-00	F8/9.9B	15-31		F8/9.9B	7-8	6G8-15376-00	F9.9A	4-32	6G8-15746-00	F9.9A	8-23
	F8/9.9B	24-22		F9.9A	15-32		F9.9A	25-2		F8/9.9B	4-32		F8/9.9B	8-23
6G8-14392-00	F9.9A	5-14	6J6-14493-00	F8/9.9B	15-31		F8/9.9B	25-2	6G8-15379-00	F9.9A	7-3	6G8-15747-00	F9.9A	8-26
	F8/9.9B	5-14	62Y-14555-00	F50A	6-34	62Y-15312-00	F50A	9-11		F8/9.9B	7-3		F8/9.9B	8-26
	F9.9A	24-25	62Y-14567-00	F50A	6-14			29-3	6G8-15393-00	F9.9A	4-29	6F5-15752-00	F9.9A	8-12
	F8/9.9B	24-25	62Y-14573-00	F50A	7-48			30-3		F8/9.9B	4-29		F8/9.9B	8-12
6L2-14392-00	F50A	7-9	62Y-14578-00	F50A	6-35	6G8-15316-00	F9.9A	7-13	6G8-15393-10	F9.9A	4-29	6F5-15753-00	F9.9A	8-13
		28-5	62Y-14585-00	F50A	6-3		F8/9.9B	7-13		F8/9.9B	4-29		F8/9.9B	8-13
5H0-14397-00	F9.9A	5-10	62Y-14585-10	F50A	6-4	62Y-15316-00	F50A	9-13	6G8-15710-10	F9.9A	8-1	6G8-15754-00	F9.9A	8-8
	F8/9.9B	5-10	62Y-14585-20	F50A	6-5	6G8-15346-00	F9.9A	4-22		F8/9.9B	8-1		F8/9.9B	8-8
	F50A	7-25	62Y-14585-30	F50A	6-13		F8/9.9B	4-22	6G8-15711-00	F9.9A	8-2	6G1-15755-00	F9.9A	8-34
		28-10	62Y-14585-40	F50A	6-16	6G8-15347-00	F9.9A	4-23		F8/9.9B	8-2		F8/9.9B	8-34
5Y1-14397-00	F9.9A	5-27	62Y-14585-50	F50A	6-26		F8/9.9B	4-23	6G8-15712-00	F9.9A	8-30	6G8-15767-00	F9.9A	8-24
	F8/9.9B	5-27	62Y-14592-00	F50A	6-8	6G8-15358-00	F9.9A	4-16		F8/9.9B	8-30		F8/9.9B	8-24
	F9.9A	24-29	62Y-14596-00	F50A	6-31		F8/9.9B	4-16	6G8-15713-00	F9.9A	8-4	6G8-15768-00	F9.9A	8-10
	F8/9.9B	24-29	62Y-14597-00	F50A	7-47	6G8-15362-04	F9.9A	7-17		F8/9.9B	8-4		F8/9.9B	8-10
6F5-14397-00	F50A	7-31	62Y-14711-00-5B	F50A	17-7		F8/9.9B	7-17	6G8-15714-00	F9.9A	8-3	6G8-15770-00	F9.9A	8-38



NUMERICAL INDEX  
INDEX NUMERIQUE

PART NO. NO. PIECES	MODEL REF. MODELE NO.	PART NO. NO. PIECES	MODEL REF. MODELE NO.	PART NO. NO. PIECES	MODEL REF. MODELE NO.	PART NO. NO. PIECES	MODEL REF. MODELE NO.	PART NO. NO. PIECES	MODEL REF. MODELE NO.
6G8-15770-00	F8/9.9B 8-38	6E5-24377-00	F9.9A 1-18	62Y-24566-00	F50A 10-10	62Y-41134-00	F50A 17-10	6G8-42111-01-4D	F9.9A 14- 1
6G8-15771-00	F9.9A 8-39		F8/9.9B 1-18	6G8-26363-00	F8/9.9B 15-21		29- 6		F8/9.9B 14- 1
	F8/9.9B 8-39	6G8-24378-01	F9.9A 11-37		F9.9A 15-22		30- 6	6G8-42112-02-4D	F9.9A 14- 2
6G8-15772-00	F9.9A 8-42		F8/9.9B 11-37		F50A 16-31	6G8-41137-04-94	F9.9A 16- 1		F8/9.9B 14- 2
	F8/9.9B 8-42	62Y-24378-00	F50A 5-26		F8/9.9B 23-46		F8/9.9B 16- 1	6G8-42113-01-4D	F9.9A 14-25
6G8-15779-00	F9.9A 8-31	688-24378-00	F9.9A 1-26	6G8-26364-00	F8/9.9B 15-22	62Y-41137-00-94	F50A 17- 1		F8/9.9B 14-25
	F8/9.9B 8-31		F8/9.9B 1-26		F9.9A 15-23	6G8-41138-00	F8/9.9B 16-15	6G8-42119-00	F9.9A 14-21
689-15779-01	F9.9A 8-35		F50A 5-20		F8/9.9B 23-47		F9.9A 16-16		F8/9.9B 14-21
	F8/9.9B 8-35	6G8-24379-00	F9.9A 11-34	62Y-28100-00	F50A 10-35	6G8-41212-00	F8/9.9B 15-23	6G8-42126-01-94	F9.9A 14-15
6G8-15789-00	F9.9A 8-32		F8/9.9B 11-34	6G8-41111-02-9M	F9.9A 1- 7		F9.9A 15-24		F8/9.9B 14-15
	F8/9.9B 8-32	6G9-24379-00	F9.9A 1-26		F8/9.9B 1- 7	6F5-41237-00	F50A 16-17	6G8-42129-00	F9.9A 15- 2
6F5-15791-00	F9.9A 8-14		F8/9.9B 1-26	6G8-41112-02	F9.9A 1- 8	6G8-41237-01	F8/9.9B 15-29		F8/9.9B 15- 2
	F8/9.9B 8-14	6G8-24410-E0	F9.9A 9- 8		F8/9.9B 1- 8		F9.9A 15-30	6E5-42137-10	F50A 16-35
6G8-15794-00	F9.9A 8-22		F8/9.9B 9- 8		F9.9A 24- 2	6H1-41237-00	F50A 16-19	6G8-42137-01	F9.9A 14-22
	F8/9.9B 8-22	6G8-24410-03	F9.9A 9- 8		F8/9.9B 24- 2	6H4-41237-00	F50A 16-19		F8/9.9B 14-22
1UF-22434-00	F50A 15-20		F8/9.9B 9- 8	6G8-41113-02-9M	F9.9A 1-10	6G8-41238-01	F8/9.9B 15-26	6J6-42137-00	F8/9.9B 14-22
62X-22471-00	F50A 15-12	62Y-24410-00	F50A 10-17		F8/9.9B 1-10		F9.9A 15-27	6G8-42147-01	F9.9A 14- 7
646-24251-02	F9.9A 9- 5	6G8-24411-02	F9.9A 9-10	6G8-41113-10-9M	F9.9A 1-10	6G8-41241-01	F8/9.9B 15-27		F8/9.9B 14- 7
	F8/9.9B 9- 5		F8/9.9B 9-10		F8/9.9B 1-10		F9.9A 15-28	62Y-42154-00	F50A 16-21
6G1-24304-02	F9.9A 9- 1	62Y-24411-00	F50A 10-20	62Y-41113-00-9M	F50A 1-17	62Y-41241-00	F50A 16-18	62Y-42159-00	F50A 16-34
	F8/9.9B 9- 1	62Y-24413-00	F50A 10-18	6G8-41114-00	F9.9A 1- 9	62Y-41241-10	F50A 16-18	62Y-42171-00	F50A 16-22
	F50A 10- 1	6A0-24421-01	F50A 10-19		F8/9.9B 1- 9	6G8-41242-01	F8/9.9B 15-30	6G8-42177-00	F9.9A 14-24
6G8-24311-00	F9.9A 9- 4	6G8-24421-00	F9.9A 9- 9		F9.9A 24- 3		F9.9A 15-31		F8/9.9B 14-24
	F8/9.9B 9- 4		F8/9.9B 9- 9		F8/9.9B 24- 3	6F5-41262-01	F50A 6- 6	62Y-42335-00	F50A 16-27
62Y-24311-00	F50A 5-17	62Y-24423-00	F50A 10-21	62Y-41114-00	F50A 1-19		6-29	62Y-42335-10	F50A 16-27
6H4-24312-00	F9.9A 9-25	62Y-24444-00	F50A 10-24		27- 5		7-43	63D-42510-10-4D	F50A 14- 1
	F8/9.9B 9-25	677-24444-01	F9.9A 9-16	6G8-41131-01	F8/9.9B 16-14	62Y-41262-00	F50A 6-17	6G8-42511-02-4D	F9.9A 12-30
62Y-24313-00	F50A 5-19		F8/9.9B 9-16		F9.9A 16-15		7-44	6G9-42511-01-4D	F8/9.9B 12-29
6G8-24329-00	F9.9A 9- 2	62Y-24452-00	F50A 10-28	62Y-41131-00	F50A 17- 3	6G8-41654-00	F8/9.9B 15-19	6G8-42512-02-94	F9.9A 13-25
	F8/9.9B 9- 2	62Y-24454-00	F50A 10-23	6G8-41133-A0	F8/9.9B 16-17		F9.9A 15-20	6G8-42521-10-94	F8/9.9B 12-33
	F9.9A 9-15	6G8-24471-00	F9.9A 9-14		F9.9A 16-18	6G8-41661-00-98	F8/9.9B 15-14		F9.9A 12-34
	F8/9.9B 9-15		F8/9.9B 9-14		25- 6		F9.9A 15-15	6G9-42521-00-94	F8/9.9B 12-33
61N-24329-00	F50A 12-30	62Y-24471-00	F50A 10-25		F8/9.9B 25- 6	6G8-41662-00-98	F8/9.9B 15-15		F9.9A 12-34
62Y-24374-00	F50A 10-30	61N-24521-00	F50A 10- 8	62Y-41133-00	F50A 17- 4		F9.9A 15-16	6G8-42528-00	F8/9.9B 12-24
6G8-24376-00	F9.9A 9-23	61N-24560-00	F50A 10- 6		29- 5	6G8-41663-00	F8/9.9B 15-16		F9.9A 12-25
	F8/9.9B 9-23	61N-24563-00	F50A 10- 7		30- 5		F9.9A 15-17	6G8-42534-00	F8/9.9B 12-30

NUMERICAL INDEX  
INDEX NUMERIQUE

PART NO. NO. PIECES	MODEL REF. MODELE NO.	PART NO. NO. PIECES	MODEL REF. MODELE NO.	PART NO. NO. PIECES	MODEL REF. MODELE NO.	PART NO. NO. PIECES	MODEL REF. MODELE NO.	PART NO. NO. PIECES	MODEL REF. MODELE NO.
6G8-42534-00	F9.9A 12-31	6G8-42677-00	F9.9A 11-30	6H4-42726-00	F50A 12-32	6G8-43112-04-4D	F8/9.9B 12- 2	682-43318-01	F9.9A 12- 9
6G8-42537-00	F8/9.9B 12-35	6G8-42677-10	F9.9A 22-17	688-42726-10	F50A 12-32	63D-43112-00-4D	F50A 13- 2		F8/9.9B 13-23
	F9.9A 12-36		F8/9.9B 22-17	6G8-42727-00	F8/9.9B 11-10	6J8-43113-01	F8/9.9B 12-20		F50A 13-36
6G8-42551-00	F9.9A 23-33	6G8-42677-20	F9.9A 23-32		F9.9A 11-11		F9.9A 12-21	6G8-43319-03-94	F9.9A 13-22
	F8/9.9B 23-41		F8/9.9B 23-40	6H3-42727-00	F50A 12-31	648-43114-01	F9.9A 12- 6	682-43339-01	F8/9.9B 12-13
6G8-42561-00	F9.9A 12- 7	62Y-42677-00	F50A 11-10	62Y-42727-00	F50A 12-19		F8/9.9B 12- 6		F9.9A 12-14
6G8-42610-51-4D	F9.9A 10- 1	62Y-42677-10	F50A 11-10	6G8-42738-00-94	F8/9.9B 11-22	6E7-43116-00	F9.9A 12- 5	6G8-43373-00	F8/9.9B 12-27
6G9-42610-14-4D	F8/9.9B 10- 1	6G8-42678-51	F9.9A 10-10		F9.9A 11-23		F8/9.9B 12- 5		F9.9A 12-28
6J7-42610-51-4D	F8/9.9B 10- 1	6G9-42678-13	F8/9.9B 10-10	62Y-42738-00-5B	F50A 12-17	616-43118-01-4D	F9.9A 12- 3	682-43611-01	F9.9A 13-16
62Y-42610-00-4D	F50A 11- 1	6J7-42678-51	F8/9.9B 10-10	6G8-42741-00-4D	F8/9.9B 16-28		F8/9.9B 12- 3		F8/9.9B 13-16
62Y-42610-10-4D	F50A 11- 1	62Y-42678-00	F50A 11-11		F9.9A 16-29	6E5-43126-02	F50A 13-38	682-43614-00	F9.9A 13-14
64J-42610-00-4D	F50A 11- 1	62Y-42678-10	F50A 11-11	62Y-42741-00-4D	F50A 12-22	63D-43128-01-4D	F50A 13- 5		F8/9.9B 13-14
6G8-42613-01-4D	F9.9A 10- 6	64J-42678-00	F50A 11-11	6G8-42748-00	F8/9.9B 11-19	6G8-43131-00	F8/9.9B 12-14	682-43615-01	F9.9A 13-15
	F8/9.9B 10- 6	62Y-42681-00	F50A 11-13		F9.9A 11-20		F9.9A 12-15		F8/9.9B 13-15
62Y-42613-00-4D	F50A 11- 2	62Y-42682-00	F50A 11-14	6G8-42752-00	F9.9A 19-15	63D-43131-00	F50A 13-14	6G8-43616-00	F9.9A 13- 9
6G8-42614-02	F8/9.9B 11-28	6G8-42711-02-4D	F9.9A 11- 1		F8/9.9B 19-15	6G5-43144-00	F50A 13-28		F8/9.9B 13- 9
	F9.9A 11-29		F8/9.9B 11- 1	6G8-42755-00	F8/9.9B 11-31	6E5-43145-00	F50A 26- 9	6G8-43617-00	F9.9A 13-13
6G8-42614-12	F9.9A 22-16	62Y-42711-00-4D	F50A 12- 1		F9.9A 11-32	6G5-43145-00	F8/9.9B 12-19		F8/9.9B 13-13
	F8/9.9B 22-16	62Y-42711-10-4D	F50A 12- 1	6G8-42771-00-4D	F8/9.9B 16-30		F9.9A 12-20	6G8-43631-03	F9.9A 13- 6
	F9.9A 23-31	62Y-42715-00	F50A 16- 8		F9.9A 16-31		F50A 13-18		F8/9.9B 13- 6
	F8/9.9B 23-39	6G8-42716-00	F8/9.9B 16-13	6G8-42791-00	F8/9.9B 16-29	6G5-43148-00	F50A 13-24	63D-43631-00	F50A 13-35
6G8-42615-01	F9.9A 10- 2		F9.9A 16-14		F9.9A 16-30	6G8-43160-01	F9.9A 13- 5	682-43641-00	F9.9A 13-10
	F8/9.9B 10- 2	62Y-42716-00	F50A 12- 8	6G8-42792-00	F8/9.9B 16-31		F8/9.9B 13- 5		F8/9.9B 13-10
62Y-42615-00	F50A 11-15	6G8-42719-00-94	F8/9.9B 11-23		F9.9A 16-32	688-43160-01	F50A 13-29	6G9-43643-00	F8/9.9B 13-22
61N-42628-00	F50A 11-16		F9.9A 11-24	6G8-42811-00-94	F8/9.9B 11-13	688-43165-00	F50A 13-30	682-43659-00	F8/9.9B 13-18
6G8-42629-02	F8/9.9B 11-30	6E5-42724-00	F50A 12- 9		F9.9A 11-14	62Y-43170-00-4D	F50A 13-33		F9.9A 13-19
	F9.9A 11-31	6G8-42724-00	F9.9A 11- 7	6G8-42815-00	F8/9.9B 11-11	6G8-43181-00	F8/9.9B 12- 7	682-43673-00	F9.9A 13-18
6G8-42651-00	F9.9A 10- 3		F8/9.9B 11- 7		F9.9A 11-12		F9.9A 12- 8		F8/9.9B 13-26
	F8/9.9B 10- 3	6G8-42724-40	F9.9A 22-15	62Y-42815-00	F50A 12-11	6H5-43181-03	F50A 13-19	6G9-43681-00	F8/9.9B 13-21
62Y-42651-00	F50A 11- 8		F8/9.9B 22-15	62Y-42828-00-4D	F50A 12-10	6H5-43185-03	F50A 13-20	63D-43691-00	F50A 13-34
6G8-42652-00	F9.9A 10- 4	6G8-42724-50	F9.9A 23-16	6G8-42831-00	F8/9.9B 11-12	6G8-43311-15-4D	F8/9.9B 12-21	62X-4380F-00	F50A 15-74
	F8/9.9B 10- 4		F8/9.9B 23-23		F9.9A 11-13		F9.9A 12-22	62X-4380H-00	F50A 15-80
62Y-42652-00	F50A 11- 4	6G8-42725-10	F9.9A 11- 8	6G8-43111-04-4D	F9.9A 12- 1	6G9-43311-04-4D	F8/9.9B 12-21	62X-4380K-00	F50A 15- 3
6G8-42662-00	F9.9A 10-11	6H4-42725-00	F9.9A 14-10		F8/9.9B 12- 1		F9.9A 12-22	62X-4380L-00	F50A 15-27
	F8/9.9B 10-11		F8/9.9B 14-10	63D-43111-00-4D	F50A 13- 1	63D-43311-10-4D	F50A 13-12	62X-43800-00-4D	F50A 15- 1
6G8-42677-00	F8/9.9B 11-29	62Y-42725-00	F50A 12-18	6G8-43112-04-4D	F9.9A 12- 2	682-43318-01	F8/9.9B 12- 8	6T4-43802-01	F50A 15-38

NUMERICAL INDEX  
INDEX NUMERIQUE

PART NO. NO. PIECES	MODEL REF. MODELE NO.	PART NO. NO. PIECES	MODEL REF. MODELE NO.	PART NO. NO. PIECES	MODEL REF. MODELE NO.	PART NO. NO. PIECES	MODEL REF. MODELE NO.	PART NO. NO. PIECES	MODEL REF. MODELE NO.
62X-43804-00	F50A 15-70	61A-43875-00	F50A 15-16	62Y-44135-00	F50A 16-24	682-44315-A0	F9.9A 25- 9	6H3-44324-A0	F50A 30-25
62X-43805-00	F50A 15-69	62X-43875-00	F50A 15-21	668-44143-10	F8/9.9B 15-40		F8/9.9B 25- 9	682-44328-00	F9.9A 17-23
62X-43807-00	F50A 15-75	6T4-43876-00	F50A 15-66		F9.9A 15-41		F9.9A 25-22		F8/9.9B 17-30
62X-43810-00	F50A 15- 4	62X-43878-00	F50A 15-33	669-44143-00	F8/9.9B 15-40		F8/9.9B 25-22	6H3-44341-00-94	F50A 20-30
62X-43814-00	F50A 15-14	62X-4388A-00	F50A 15-11		F9.9A 15-41	63D-44316-00	F50A 18-27	63D-44341-00	F50A 18-31
6H1-43816-00	F50A 15-49	62X-43880-00	F50A 15-68	6K5-44144-00	F50A 20-52		29-13	6H3-44352-00	F50A 18-23
6H1-43817-01	F50A 15-34	62X-43881-00	F50A 15-79	63D-44144-00	F50A 18-52		29-26		20-28
62X-4382L-00	F50A 15-54	62X-43888-00	F50A 15-26	682-44147-00	F9.9A 17-50	688-44316-A0	F50A 20-33		29-22
6H1-43829-00	F50A 15-43	62X-43891-00	F50A 15-71		F8/9.9B 17-56		30-15		30-22
62X-4383A-00	F50A 15-57	62X-43892-00	F50A 15-72	668-44150-00	F9.9A 17-49		30-26	682-44352-01	F9.9A 17-13
62X-43830-00	F50A 15-44	6H1-43895-11	F50A 15-53	668-44150-10	F9.9A 17-49	670-44321-00	F50A 30-33		F8/9.9B 17-19
6H1-43831-10	F50A 15-36	6H1-43896-00	F50A 15-50	668-44150-20	F9.9A 17-49	682-44321-40	F8/9.9B 25-26		F9.9A 25-21
6H1-4384F-10	F50A 15-46	62X-43899-00	F50A 15-17	669-44150-00	F8/9.9B 17-55	63D-44322-00	F50A 18-22		F8/9.9B 25-21
6H1-4384G-11	F50A 15-15	668-44111-00	F8/9.9B 15-32	669-44150-10	F8/9.9B 17-55		29-21		25-29
	15-51		F9.9A 15-33	663-44151-00	F50A 18-51	63D-44322-40	F50A 29-32	668-44361-10	F8/9.9B 18-10
62X-4384H-00	F50A 15-19	62Y-44116-01	F50A 16-28		20-51	663-44322-00	F50A 20-26		F9.9A 18-13
62X-43840-00	F50A 15- 2	682-44116-01	F8/9.9B 15-37	668-44159-00	F8/9.9B 15-33		30-21	668-44361-20	F9.9A 18-13
62X-43841-00	F50A 15-42		F9.9A 15-38		F9.9A 15-34	670-44322-01	F50A 30-32	669-44361-00	F8/9.9B 18-10
6H1-43844-10	F50A 15-47	62Y-44117-00-4D	F50A 16- 2	682-44176-00	F9.9A 17-51	682-44322-00	F9.9A 17-12		F9.9A 18-13
6T4-43849-00	F50A 15-67	62Y-44120-00	F50A 16- 7		F8/9.9B 17-57		F8/9.9B 17-18	62Y-44361-00	F50A 19- 1
6H1-4385H-00	F50A 15-35	668-44121-00-98	F9.9A 15- 1	6E0-44191-11	F50A 5-38		F9.9A 25-20		21- 1
61A-4385H-00	F50A 15-62		F8/9.9B 15- 1	668-44191-00	F9.9A 14- 4		F8/9.9B 25-20	683-44362-01	F8/9.9B 17- 4
62X-4385M-00	F50A 15-28	62Y-44121-00	F50A 16- 1		F8/9.9B 14- 4	682-44322-40	F8/9.9B 25-27	626-44365-01	F8/9.9B 18-11
6H1-43855-11	F50A 15-52	682-44121-01	F8/9.9B 15-35	682-44300-01	F9.9A 17- 8	6H3-44323-00	F50A 20-34		F9.9A 18-14
6H1-43856-10	F50A 15-48		F9.9A 15-36		F8/9.9B 17-14		30-24		25-16
62X-4386K-00	F50A 15-76	688-44122-00	F50A 16-15	6H3-44311-00	F50A 20-25	6H3-44323-40	F50A 30-34		F8/9.9B 25-16
62X-43860-00	F50A 15-58	668-44123-00	F9.9A 15- 3	63D-44311-00	F50A 18-21	63D-44323-00	F50A 18-26	682-44365-00	F9.9A 17-11
62X-43861-00	F50A 15- 5		F8/9.9B 15- 3	63D-44312-00	F50A 19-19		29-24		F8/9.9B 17-17
62X-43862-00	F50A 15- 6	668-44125-00	F9.9A 8-43		29-23	63D-44323-40	F50A 29-33		F9.9A 25-18
62X-43864-00	F50A 15-24		F8/9.9B 8-43	682-44312-00	F9.9A 17- 9	682-44323-00	F9.9A 17-16		F8/9.9B 25-18
62X-43865-00	F50A 15-31		F9.9A 22-18		F8/9.9B 17-15		F8/9.9B 17-22	683-44365-01	F8/9.9B 17- 5
6H1-43866-00	F50A 15-39		F8/9.9B 22-18	6H3-44315-A0	F50A 20-27		F9.9A 25-23	6E7-44366-00	F8/9.9B 17- 8
62X-43866-00	F50A 15-32		F9.9A 23-38		30-12		F8/9.9B 25-23	663-44366-00	F50A 19-18
6H1-43867-00	F50A 15-40		F8/9.9B 23-38		30-23	682-44323-40	F8/9.9B 25-28		21-14
62X-43871-00	F50A 15- 8	682-44132-00	F8/9.9B 15-34	682-44315-A0	F9.9A 17-15	6H3-44324-A0	F50A 20-35		29-29
6H1-43875-00	F50A 15-61		F9.9A 15-35		F8/9.9B 17-21		30-16		30-19

NUMERICAL INDEX  
INDEX NUMERIQUE

PART NO. NO. PIECES	MODEL REF. MODELE NO.	PART NO. NO. PIECES	MODEL REF. MODELE NO.	PART NO. NO. PIECES	MODEL REF. MODELE NO.	PART NO. NO. PIECES	MODEL REF. MODELE NO.	PART NO. NO. PIECES	MODEL REF. MODELE NO.
6G8-44367-00	F9.9A 16- 8	6G8-44557-00	F9.9A 12-62	63D-45215-00	F50A 18-11	63D-45375-00	F50A 19- 6	663-45567-01-18	F50A 18-41
	F8/9.9B 16- 8	6G8-45111-13-4D	F8/9.9B 16-18	688-45215-02	F50A 20-13	682-45375-01	F8/9.9B 18- 9	663-45567-01-30	F50A 18-41
663-44367-00	F50A 19- 2		F9.9A 16-19	6E8-45251-01	F8/9.9B 18- 4		F9.9A 18-11	663-45567-01-40	F50A 18-41
	21- 2	6G9-45111-03-4D	F8/9.9B 16-18	6G8-45251-00	F9.9A 18- 4		25-15	663-45567-01-50	F50A 18-41
683-44373-00	F8/9.9B 17- 6		F9.9A 16-19	63D-45251-00	F50A 13- 6		F8/9.9B 25-15	664-45567-01-10	F8/9.9B 17-38
6G8-44391-00	F8/9.9B 11- 8	62Y-45111-00-4D	F50A 17-13	63D-45251-10	F50A 19-15	688-45375-00	F50A 21-11	664-45567-01-12	F8/9.9B 17-38
	F9.9A 11- 9	6G8-45113-A0	F8/9.9B 25- 7	6G8-45300-06-4D	F9.9A 17- 1	663-45376-00-94	F50A 19- 5	664-45567-01-15	F8/9.9B 17-38
6H3-44391-01	F50A 12- 2	6G8-45113-A1	F8/9.9B 16-24	6G8-45300-16-4D	F9.9A 17- 1		21-10	664-45567-01-18	F8/9.9B 17-38
62Y-44514-00-4D	F50A 14-25		F9.9A 16-25	6G8-45300-26-4D	F9.9A 17- 1	682-45376-01	F8/9.9B 17-11	664-45567-01-30	F8/9.9B 17-38
62Y-44514-20-4D	F50A 14-25		25- 7	6G9-45300-06-4D	F8/9.9B 17- 1		F9.9A 18-12	664-45567-01-40	F8/9.9B 17-38
6G8-44517-00-94	F8/9.9B 12-39	663-45119-00	F8/9.9B 12-23	6G9-45300-16-4D	F8/9.9B 17- 1	6E5-45378-00	F50A 18-17	664-45567-01-50	F8/9.9B 17-38
	F9.9A 12-40		F9.9A 12-24	62Y-45300-10-4D	F50A 18- 1		20-21	688-45567-01-10	F50A 20- 7
6G8-44518-00	F8/9.9B 12-49		14- 6	64J-45300-10-4D	F50A 20- 1	688-45383-02	F50A 20-64	688-45567-01-12	F50A 20- 7
	F9.9A 12-50		F8/9.9B 14- 6	6H1-45301-12-4D	F50A 20- 2	688-45384-00	F50A 20-65	688-45567-01-15	F50A 20- 7
6G8-44521-00	F8/9.9B 12-52	663-45123-00	F50A 17-12	63D-45301-01-4D	F50A 18- 2	6G8-45501-00	F9.9A 17-25	688-45567-01-18	F50A 20- 7
	F9.9A 12-53		29- 8	6E8-45311-00-4D	F8/9.9B 17- 2	6G8-45501-10	F9.9A 17-25	688-45567-01-30	F50A 20- 7
6G8-44522-00	F8/9.9B 12-47		30- 8	6G8-45311-04-4D	F9.9A 17- 2	6G8-45501-20	F9.9A 17-25	688-45567-01-40	F50A 20- 7
	F9.9A 12-48	6G8-45127-00	F9.9A 7- 9	6G8-45315-A0	F9.9A 17-19	6G9-45501-01	F8/9.9B 17-32	688-45567-01-50	F50A 20- 7
6G8-44526-00	F8/9.9B 12-40		F8/9.9B 7- 9		25-11	6G9-45501-11	F8/9.9B 17-32	6E7-45571-00	F8/9.9B 17-39
	F9.9A 12-41	62Y-45127-00	F50A 17-11	683-45315-A0	F8/9.9B 17-26	62Y-45501-10	F50A 18-36	6G8-45571-00	F9.9A 17-32
63D-44526-00	F50A 14-27		29- 7		25-11	64J-45501-10	F50A 20-40	6H4-45571-01	F50A 18-42
6G8-44532-00	F8/9.9B 12-53		30- 7	626-45316-09	F8/9.9B 17-24	6E7-45536-00	F8/9.9B 17-31	6K5-45571-00	F50A 20-55
	F9.9A 12-54	6G8-45135-00	F8/9.9B 16-12	63D-45321-00	F50A 18-14	6G8-45536-00	F9.9A 17-24	688-45576-00	F50A 20-59
6G8-44533-00	F8/9.9B 12-50		F9.9A 16-13	688-45321-00	F50A 20-16	6H4-45536-00	F50A 18- 4	626-45577-00-01	F9.9A 17-31
	F9.9A 12-51	6G8-45136-00	F8/9.9B 16-23	6E7-45331-00-5B	F8/9.9B 17-23	688-45536-01	F50A 20- 4		17-34
6G8-44551-01-4D	F8/9.9B 12-54		F9.9A 16-24	6G8-45331-00-5B	F9.9A 17-17	6E7-45551-00	F8/9.9B 17-33		F8/9.9B 17-41
	F9.9A 12-55	6G8-45151-10	F8/9.9B 16-22	688-45331-00-94	F50A 20-56	6G8-45551-00	F9.9A 17-26	626-45577-00-03	F9.9A 17-31
663-44551-02-4D	F50A 14- 9		F9.9A 16-23	688-45341-00	F50A 18- 9	6H4-45551-01	F50A 18-37		17-34
6G8-44552-02-4D	F8/9.9B 12-55	62Y-45151-00	F50A 17-16		20-10	6K5-45551-00	F50A 20-41		F8/9.9B 17-41
	F9.9A 12-56	6H3-45155-00	F50A 17-19	63D-45344-00	F50A 18-34	6E7-45560-00	F8/9.9B 17-37	626-45577-00-05	F9.9A 17-31
663-44552-00-94	F50A 14-17	6G8-45211-20-4D	F9.9A 16-35	682-45344-00	F8/9.9B 25-30	6G8-45560-00	F9.9A 17-30		17-34
62Y-44553-00-4D	F50A 14-22	6E7-45214-00	F8/9.9B 18- 7	6G8-45361-01-4D	F9.9A 17-41	6H4-45560-01	F50A 18-39		F8/9.9B 17-41
679-44555-00-94	F50A 14-11	6G8-45214-00	F9.9A 18- 7	63D-45361-01-4D	F50A 18-43	6K5-45560-00	F50A 20-43	63D-45577-00-10	F50A 18-46
682-44555-00	F8/9.9B 12-62	63D-45214-00	F50A 18-10	683-45361-01-4D	F8/9.9B 17-48	663-45567-01-10	F50A 18-41	63D-45577-00-12	F50A 18-46
	F9.9A 12-63	688-45214-02	F50A 20-12	664-45371-01	F50A 19-12	663-45567-01-12	F50A 18-41	63D-45577-00-15	F50A 18-46
6G8-44557-00	F8/9.9B 12-61	6G8-45215-00	F9.9A 18- 8	688-45371-02	F50A 21-12	663-45567-01-15	F50A 18-41	63D-45577-00-18	F50A 18-46

NUMERICAL INDEX  
INDEX NUMERIQUE

PART NO. NO. PIECES	MODEL REF. MODELE NO.	PART NO. NO. PIECES	MODEL REF. MODELE NO.	PART NO. NO. PIECES	MODEL REF. MODELE NO.	PART NO. NO. PIECES	MODEL REF. MODELE NO.	PART NO. NO. PIECES	MODEL REF. MODELE NO.
63D-45577-00-30	F50A 18-46	682-45631-00	F9.9A 17-37	663-45952-02-EL	F50A 19-25	6H3-48538-00	F50A 16-33	62Y-81822-00-94	F50A 24- 9
63D-45577-00-40	F50A 18-46		F8/9.9B 17-44	683-45952-00-EL	F8/9.9B 18-14	63D-61350-00	F50A 26- 1	6E5-81824-00	F50A 23-10
63D-45577-00-50	F50A 18-46	688-45631-01	F50A 20-45	6E5-45954-00-EL	F50A 21-20	63D-61351-00	F50A 26- 2	6E5-81826-10	F50A 23-15
688-45577-01-10	F50A 20-58	648-45633-00	F9.9A 17-39	6E5-45956-00-EL	F50A 21-20	6G8-81323-00	F9.9A 19-16	689-81826-10	F9.9A 20-15
688-45577-01-12	F50A 20-58		F8/9.9B 17-46	663-45956-01-EL	F50A 19-25		F8/9.9B 19-16		F8/9.9B 20-15
688-45577-01-15	F50A 20-58	663-45633-00	F50A 18-62	6H5-45958-00-EL	F50A 19-25	6G8-81336-00	F9.9A 1-39	6E5-81830-10	F50A 23-13
688-45577-01-18	F50A 20-58	688-45633-00	F50A 20-50	663-45958-01-EL	F50A 19-25		F8/9.9B 1-39	6F5-81830-11	F9.9A 20-13
688-45577-01-30	F50A 20-58	663-45634-00	F50A 18-58	663-45970-60-98	F50A 19-25	6G8-81337-01	F9.9A 19-14		F8/9.9B 20-13
688-45577-01-40	F50A 20-58	688-45634-00	F50A 20-46	697-45970-00-98	F50A 19-25		F8/9.9B 19-14	688-81831-00	F50A 23-14
688-45577-01-50	F50A 20-58	63D-45635-00	F50A 18-60	663-45972-60-98	F50A 19-25	62Y-81337-00	F50A 22-12	689-81831-00	F9.9A 20-14
6E8-45587-00-13	F8/9.9B 17-34	650-45635-00	F9.9A 17-36	663-45974-02-98	F50A 19-25	6K7-81338-01	F50A 22-13		F8/9.9B 20-14
6E8-45587-00-20	F8/9.9B 17-34		F8/9.9B 17-43	663-45974-60-98	F50A 19-25	6E5-81800-12	F50A 23- 1	6E5-81840-10	F50A 23- 7
6G8-45587-00-10	F9.9A 17-27	688-45635-00	F50A 20-48	663-45976-00-98	F50A 19-25	6G8-81800-11	F9.9A 20- 1	689-81840-11	F9.9A 20- 7
6G8-45587-00-14	F9.9A 17-27	663-45930-00-98	F50A 19-25	663-45978-00-98	F50A 19-25		F8/9.9B 20- 1		F8/9.9B 20- 7
6G8-45587-00-18	F9.9A 17-27	6E5-45941-00-EL	F50A 21-20	6E7-45986-00	F8/9.9B 18-16	6E5-81801-10	F50A 23- 6	6E5-81847-10	F50A 23- 5
6G8-45587-00-35	F9.9A 17-27	6G8-45941-00	F9.9A 18-18	6G8-45986-00	F9.9A 18-15	6E5-81807-11	F50A 23-11	689-81847-11	F9.9A 20- 5
6G8-45587-00-50	F9.9A 17-27	663-45941-01-EL	F50A 19-25	6G8-45987-02	F9.9A 18-19	689-81807-12	F9.9A 20-11		F8/9.9B 20- 5
663-45587-01-10	F50A 18- 5	683-45941-00-EL	F8/9.9B 18-14	6G9-45987-00	F8/9.9B 18-19		F8/9.9B 20-11	6E5-81850-11	F50A 23- 2
663-45587-01-12	F50A 18- 5	6E5-45943-00-EL	F50A 21-20	663-45987-02	F50A 19-20	6E5-81809-10	F50A 23- 3	689-81850-12	F9.9A 20- 2
663-45587-01-15	F50A 18- 5	6G8-45943-00	F9.9A 18-18	688-45987-02	F50A 21-15	689-81809-11	F9.9A 20- 3		F8/9.9B 20- 2
663-45587-01-18	F50A 18- 5	6H5-45943-00-EL	F50A 19-25	670-45997-02	F50A 19-21		F8/9.9B 20- 3	61H-81857-00	F50A 23-12
663-45587-01-30	F50A 18- 5	683-45943-00-EL	F8/9.9B 18-14	688-45997-01	F50A 21-16	6E5-81810-10	F50A 23- 4	689-81857-11	F9.9A 20-12
663-45587-01-40	F50A 18- 5	6E5-45945-01-EL	F50A 21-20	6G8-46241-00	F9.9A 6- 1	689-81810-11	F9.9A 20- 4		F8/9.9B 20-12
663-45587-01-50	F50A 18- 5	6G8-45945-00	F9.9A 18-18		F8/9.9B 6- 1		F8/9.9B 20- 4	6G8-81870-00	F9.9A 22- 6
688-45587-01-10	F50A 20- 5	6H5-45945-00-EL	F50A 19-25	62Y-46241-00	F50A 8- 7	689-81811-11	F9.9A 20- 6		F8/9.9B 22- 6
688-45587-01-12	F50A 20- 5	663-45945-02-EL	F50A 19-25	6G8-48311-02	F8/9.9B 15-11		F8/9.9B 20- 6	6G8-81916-00	F8/9.9B 21-11
688-45587-01-15	F50A 20- 5	683-45945-00-EL	F8/9.9B 18-14		F9.9A 15-12	689-81812-11	F9.9A 20- 8		F9.9A 21-13
688-45587-01-18	F50A 20- 5	6E5-45947-00-EL	F50A 21-20	6G8-48311-11	F8/9.9B 15-11		F8/9.9B 20- 8	6G1-81941-10	F50A 25- 5
688-45587-01-30	F50A 20- 5	6G8-45947-00-EL	F9.9A 18-18		F9.9A 15-12	6E5-81813-10	F50A 23- 8	6J0-81941-10	F9.9A 22- 1
688-45587-01-40	F50A 20- 5	663-45947-02-EL	F50A 19-25	6G8-48321-01	F8/9.9B 15-12	689-81813-10	F9.9A 20- 9		F8/9.9B 22- 1
688-45587-01-50	F50A 20- 5	683-45947-00-EL	F8/9.9B 18-14		F9.9A 15-13		F8/9.9B 20- 9		F9.9A 23- 1
6G8-45611-00	F9.9A 17-35	6E5-45949-00-EL	F50A 21-20	6G8-48321-10	F8/9.9B 15-12	6E5-81820-11	F50A 23- 9		F8/9.9B 23- 8
63D-45611-00	F50A 18-55	663-45949-01-EL	F50A 19-25		F9.9A 15-13	689-81820-11	F9.9A 20-10	6L2-81945-00	F50A 25- 7
683-45611-00	F8/9.9B 17-42	683-45949-00-EL	F8/9.9B 18-14	6G8-48351-51	F9.9A 23-37		F8/9.9B 20-10	6G8-81948-02	F8/9.9B 21-26
688-45611-01	F50A 20-44	6E5-45952-00-EL	F50A 21-20		F8/9.9B 23-45	6G8-81822-40-94	F9.9A 20-20		F9.9A 21-28
63D-45631-00	F50A 18-57	6H5-45952-00-EL	F50A 19-25	63D-48511-00-40	F50A 14-39		F8/9.9B 20-20		F8/9.9B 22-22

NUMERICAL INDEX  
INDEX NUMERIQUE

PART NO. NO. PIECES	MODEL REF. MODELE NO.	PART NO. NO. PIECES	MODEL REF. MODELE NO.	PART NO. NO. PIECES	MODEL REF. MODELE NO.	PART NO. NO. PIECES	MODEL REF. MODELE NO.	PART NO. NO. PIECES	MODEL REF. MODELE NO.
6G8-81948-02	F8/9.9B 23- 4	6H1-82148-00	F50A 13- 9	6G8-82554-00	F9.9A 23-10	62Y-83614-00	F50A 25-33	90101-09M01	F50A 26- 7
6G9-81948-00	F8/9.9B 21-25		13-52		F8/9.9B 23-17	63D-83672-00	F50A 14-35	90101-12M65	F50A 13-46
6G8-81949-00	F9.9A 21-38	63D-82148-00	F50A 13- 3	682-82556-00	F8/9.9B 21-18	437-83936-11	F50A 25-22	90105-06M33	F9.9A 7-14
6H2-81949-01	F50A 25-26	6G8-82149-00	F8/9.9B 16-19		F9.9A 21-37		25-30		F8/9.9B 7-14
61A-81949-00	F50A 25-27		F9.9A 16-20		23-21	682-84381-00	F8/9.9B 11-33		16-16
6H1-81950-00	F50A 25-23	6G8-82150-00	F9.9A 22- 9		F8/9.9B 23-28	6G8-85510-01	F9.9A 19- 2		F9.9A 16-17
6G1-81952-00	F9.9A 22- 2		F8/9.9B 22- 9	62Y-82560-01	F50A 24-13	6G9-85510-01	F8/9.9B 19- 2	90105-08M36	F9.9A 1-30
	F8/9.9B 22- 2		F9.9A 23- 7	63D-82563-10	F50A 25-31	62Y-85510-00	F50A 22- 2		F8/9.9B 1-30
	F9.9A 23- 2		F8/9.9B 23-14	6G8-82570-02	F9.9A 23-18	6G8-85525-00	F8/9.9B 21-10	90105-08M37	F9.9A 1-29
	F8/9.9B 23- 9	682-82151-00	F9.9A 22-10		F8/9.9B 23-25		F9.9A 21-12		F8/9.9B 1-29
	F50A 25- 6		F8/9.9B 22-10	6G8-82571-01	F9.9A 23-19	6G8-85540-22	F9.9A 21- 1	90105-08M61	F50A 18-44
6G8-81953-00	F9.9A 22- 3		F9.9A 23- 8		F8/9.9B 23-26	6G9-85540-21	F8/9.9B 21- 1	90105-10M67	F50A 21-13
	F8/9.9B 22- 3		F8/9.9B 23-15	6G8-82575-00	F8/9.9B 21-17	62Y-85540-01	F50A 25- 1	90109-06M25	F8/9.9B 12- 9
	F9.9A 23- 3		F50A 25-20		F9.9A 21-36	62Y-85540-10	F50A 25- 1		F9.9A 12-10
	F8/9.9B 23-10	6G5-82152-00	F50A 25-18	688-82575-01	F9.9A 23-20	6G8-85542-00	F8/9.9B 21- 8	90109-06M30	F50A 16-30
6G8-81960-A1	F8/9.9B 22-19	62X-82181-00	F50A 15-73		F8/9.9B 23-27		F9.9A 21- 9	90109-06M64	F50A 8-12
	23- 1	663-82317-01	F50A 22-14	6G8-82580-00	F9.9A 23-13	6G8-85550-01	F9.9A 19- 1	90109-06M65	F50A 2-12
6G8-81960-10	F9.9A 21-21	6G8-82370-20	F8/9.9B 21- 7		F8/9.9B 23-20		F8/9.9B 19- 1	90109-08M63	F50A 4-15
6J8-81960-00	F8/9.9B 21-24		F9.9A 21- 8	663-82581-01	F9.9A 23-22	6G8-85550-11	F9.9A 19- 1	90109-12261	F50A 14-15
62Y-81960-10	F50A 25-10		F50A 24- 8		F8/9.9B 23-29		F8/9.9B 19- 1	90116-06M15	F9.9A 4- 7
6G8-82105-01	F9.9A 22- 7	6G8-82504-00	F8/9.9B 21-14	688-82586-50	F9.9A 23-17	62Y-85550-01	F50A 22- 1		F8/9.9B 4- 7
	F8/9.9B 22- 7		F9.9A 21-16		F8/9.9B 23-24	62Y-85550-10	F50A 22- 1	90116-06M26	F9.9A 5-29
	F9.9A 23-15	62Y-82504-00	F50A 24-12	6E5-82587-00	F50A 25-32	6G8-85561-00-94	F9.9A 19- 3		F8/9.9B 5-29
	F8/9.9B 23-22	6G8-82510-00	F9.9A 23-24	6E9-82588-00	F50A 24-14		F8/9.9B 19- 3	90116-08M14	F50A 24-19
6J8-82105-10	F8/9.9B 21-38		F8/9.9B 23-31	6G8-82590-00	F9.9A 23-14	62Y-85561-00-94	F50A 22- 3	90116-08M19	F9.9A 16-36
62Y-82105-00	F50A 25-16	6G8-82522-00	F8/9.9B 21-13		F8/9.9B 23-21	6G8-85570-21	F8/9.9B 21- 3	90116-08M28	F8/9.9B 12-45
6E5-82117-00	F50A 25-17		F9.9A 21-15	62Y-82590-00	F50A 25-19		F9.9A 21- 4		F9.9A 12-46
6H4-82117-00	F9.9A 22- 8	6H3-82540-00	F9.9A 22-11	62Y-82590-10	F50A 25-19	62Y-85570-00	F50A 24- 1	90116-10175	F50A 14- 7
	F8/9.9B 22- 8		F8/9.9B 22-11	688-82594-00	F50A 25-21	6G8-85580-02	F9.9A 19- 5	90116-18M52	F50A 13-42
	F9.9A 23- 6		F9.9A 23- 9	6E5-83558-00	F50A 14-34		F8/9.9B 19- 5	90119-06M06	F8/9.9B 12-32
	F8/9.9B 23-13		F8/9.9B 23-16	6E5-83558-10	F50A 18-19	62Y-85580-00	F50A 22- 5		F9.9A 12-33
682-82119-01	F50A 25-28	6G8-82550-10	F9.9A 21-19		20-23	62Y-85599-00	F50A 24-17	90119-06M12	F9.9A 1- 5
7P3-82119-00	F50A 14-36		F8/9.9B 21-39	6G8-83582-01	F8/9.9B 21-16	6E9-86111-01	F50A 6-36		F8/9.9B 1- 5
6G8-82127-00	F8/9.9B 21-15	6G8-82550-20	F9.9A 21-19		F9.9A 21-18	90101-08M15	F50A 14-26	90119-08M01	F50A 1- 4
	F9.9A 21-17	6G8-82554-00	F9.9A 22-12		23-23	90101-08M88	F8/9.9B 12-63	90119-08M18	F9.9A 1- 4
697-82127-01	F50A 14-24		F8/9.9B 22-12		F8/9.9B 23-30		F9.9A 12-66		F8/9.9B 1- 4

NUMERICAL INDEX  
INDEX NUMERIQUE

PART NO. NO. PIECES	MODEL REF. MODELE NO.	PART NO. NO. PIECES	MODEL REF. MODELE NO.	PART NO. NO. PIECES	MODEL REF. MODELE NO.	PART NO. NO. PIECES	MODEL REF. MODELE NO.	PART NO. NO. PIECES	MODEL REF. MODELE NO.
90119-08M76	F50A 23-18	90179-08M06	F9.9A 17-29	90201-10M63	F50A 26- 8	90206-12052	F9.9A 15- 7	90280-04M06	F50A 8-16
90119-08M77	F50A 23-19		F8/9.9B 17-36	90201-10M76	F9.9A 13-28		F8/9.9B 15- 7		27-17
90119-08M79	F50A 17-14	90185-05904	F9.9A 18-10	90201-12M16	F50A 14-12	90206-20M14	F9.9A 14-27	90280-05049	F50A 22-16
90119-08M82	F50A 17-15		F50A 20-15	90201-12426	F50A 13-48		F8/9.9B 14-27	90280-16053	F9.9A 19-19
90119-08M84	F50A 19-11	90185-08045	F50A 14-28	90201-12472	F9.9A 19-21	90209-08M02	F50A 18-30		F8/9.9B 19-19
	21- 9	90185-09M01	F50A 26- 4		F8/9.9B 19-21		20-39	90282-04010	F50A 20-63
90119-09M00	F50A 2-16	90185-10051	F50A 14- 8	90201-13M19	F50A 14-14		29-28	90338-04M17	F50A 5-29
90142-05M06	F50A 18-12	90185-20M03	F9.9A 14-29	90201-13201	F9.9A 6- 8	90209-45M09	F8/9.9B 12-34	90338-05M03	F50A 12-37
90149-05M05	F9.9A 23-27		F8/9.9B 14-29		F8/9.9B 6- 8		F9.9A 12-35	90340-08M04	F9.9A 17- 4
	F8/9.9B 23-34	90185-22M11	F8/9.9B 12-18	90201-17M00	F50A 21-17	90240-05M19	F50A 12-14		F8/9.9B 17- 9
90157-06M04	F8/9.9B 16-32		F9.9A 12-19	90201-17682	F9.9A 17-33	90243-04M00	F9.9A 12- 4		F50A 18- 7
	F9.9A 16-33		F50A 13-17		F8/9.9B 17-40		F8/9.9B 12- 4		20- 9
90159-05M06	F8/9.9B 15-20	90201-06M00	F9.9A 2- 7	90201-20M00	F9.9A 14-28	90249-05M30	F50A 12-12	90340-14M06	F50A 1- 8
	F9.9A 15-21		F8/9.9B 2- 7		F8/9.9B 14-28	90249-06M19	F50A 13-25	90344-51M01	F50A 1- 7
90159-06M05	F9.9A 4-17	90201-06M31	F9.9A 11- 6	90201-21M18	F50A 22-18	90249-06M20	F9.9A 13-11	90386-05M54	F8/9.9B 15-10
	F8/9.9B 4-17		F8/9.9B 11- 6	90201-22M03	F8/9.9B 12-17		F8/9.9B 13-11		F9.9A 15-11
90159-06M08	F50A 24-18		11-16		F9.9A 12-18	90249-07M29	F50A 8-10	90386-05002	F50A 12-15
90170-06015	F8/9.9B 15-41		F9.9A 11-17		F50A 13-16	90250-05010	F9.9A 17-38	90386-07M58	F50A 16-11
	F9.9A 15-42		F8/9.9B 12-26	90201-22429	F50A 18-56		F8/9.9B 17-45	90386-08M49	F8/9.9B 11-15
90170-09M03	F50A 26- 5		F9.9A 12-27	90201-27M00	F50A 18-35	90250-06023	F50A 18-61		F9.9A 11-16
90170-12066	F9.9A 19-20	90201-06M94	F9.9A 6-10	90201-30M00	F50A 14- 2	90250-07M02	F50A 20-49	90386-10M16	F50A 13-21
	F8/9.9B 19-20		F8/9.9B 6-10	90201-31MA3	F9.9A 18-20	90266-04M04	F9.9A 10- 5	90386-10M70	F9.9A 16- 5
90170-12138	F50A 18-38		15- 9	90202-06007	F9.9A 14-19		F8/9.9B 10- 5		F8/9.9B 16- 5
90170-16M01	F50A 20-42		F9.9A 15-10		F8/9.9B 14-19	90266-06M02	F50A 11- 9	90386-10009	F50A 16-29
90170-18M10	F50A 13-43	90201-06049	F9.9A 14-18	90202-07M07	F50A 16-16	90269-02M09	F9.9A 14-23	90386-10025	F50A 13-22
90170-20137	F50A 22-17		F8/9.9B 14-18	90202-10M03	F9.9A 16- 7		F8/9.9B 14-23	90386-12069	F9.9A 15- 6
90170-24M09	F9.9A 6- 4	90201-06416	F50A 12- 5		F8/9.9B 16- 7	90280-03M01	F9.9A 6- 7		F8/9.9B 15- 6
	F8/9.9B 6- 4	90201-08MA4	F8/9.9B 12-66	90202-12060	F50A 19- 3		F8/9.9B 6- 7	90386-18M35	F50A 13-40
90170-35M32	F50A 8-15		F9.9A 12-69		21- 3	90280-03M03	F50A 20-29	90386-18M44	F50A 13-45
90171-10M01	F8/9.9B 18-12	90201-08M12	F8/9.9B 12-46	90202-20M33	F9.9A 14-30		30-30	90386-18M92	F50A 13-39
90171-10M07	F9.9A 18-16		F9.9A 12-47		F8/9.9B 14-30	90280-03024	F9.9A 17-14	90386-20M94	F9.9A 13- 8
	F8/9.9B 18-17	90201-083J8	F50A 15-82	90202-21100	F50A 14-13		F8/9.9B 17-20		F8/9.9B 13- 8
90171-16011	F50A 19-23	90201-10M01	F8/9.9B 18-20	90206-08M13	F8/9.9B 11-18		F50A 18-25	90386-22M15	F50A 13-15
	21-18	90201-10M02	F8/9.9B 18-18		F9.9A 11-19		F9.9A 25-24	90386-22M92	F8/9.9B 12-15
90179-06M24	F50A 11- 3	90201-10M06	F50A 8- 5	90206-10M15	F8/9.9B 12-12		F8/9.9B 25-24		F9.9A 12-16
90179-06066	F50A 14-21	90201-10M20	F50A 26- 3		F9.9A 12-13		F50A 29-30	90386-22M93	F8/9.9B 12-16

NUMERICAL INDEX  
INDEX NUMERIQUE

PART NO. NO. PIECES	MODEL REF. MODELE NO.	PART NO. NO. PIECES	MODEL REF. MODELE NO.	PART NO. NO. PIECES	MODEL REF. MODELE NO.	PART NO. NO. PIECES	MODEL REF. MODELE NO.	PART NO. NO. PIECES	MODEL REF. MODELE NO.
90386-22M93	F9.9A 12-17	90401-20M00	F50A 1-16	90445-09220	F8/9.9B 1-27	90465-11M10	F50A 5-21	90480-13M24	F8/9.9B 23-49
90386-30M60	F50A 14- 6	90430-06014	F50A 2-11	90445-09252	F50A 1-14		5-23	90480-15M31	F9.9A 19-17
90386-30M77	F50A 14- 4		2-13	90445-10M14	F50A 5-18		5-25		F8/9.9B 19-17
90386-30M78	F50A 14- 3		27- 6	90445-10M18	F50A 5-27		13-53	90480-19031	F8/9.9B 11-24
90386-33M56	F9.9A 14-26	90430-08020	F9.9A 17- 5	90445-10M33	F50A 5-15		14-32		F9.9A 11-25
	F8/9.9B 14-26		F8/9.9B 17-10	90445-10M34	F50A 10- 4		18-20	90480-25161	F8/9.9B 21- 4
90386-37M47	F8/9.9B 12-36		F50A 18- 8	90445-10M48	F50A 10-14		20-24		F9.9A 21- 5
	F9.9A 12-37		20-11	90445-10M78	F9.9A 11-35	90465-13M11	F50A 14-38		F50A 24- 4
90386-37M48	F8/9.9B 12-38		F9.9A 25- 8		F8/9.9B 11-35		F8/9.9B 21-23	90501-10071	F9.9A 12-65
	F9.9A 12-39		F8/9.9B 25- 8	90445-10M85	F50A 5-16		F9.9A 21-35	90501-12M00	F50A 16- 9
90387-06M09	F9.9A 13- 1		F50A 29- 9	90445-11M52	F9.9A 4-30	90465-13M36	F50A 5-13	90501-12M40	F9.9A 3-15
	F8/9.9B 13- 1		30- 9		F8/9.9B 4-30	90467-08004	F9.9A 9- 7		F8/9.9B 3-15
90387-06M15	F50A 5-31	90430-08143	F50A 2-31	90445-11M66	F9.9A 1-21		F8/9.9B 9- 7	90501-12M41	F9.9A 3-16
	F9.9A 11- 5	90430-12072	F50A 19- 4		F8/9.9B 1-21		F9.9A 9-22		F8/9.9B 3-16
	F8/9.9B 11- 5		21- 4	90445-16M00	F50A 5-22		F8/9.9B 9-22	90501-14M06	F9.9A 17-40
90387-06M20	F9.9A 13-17	90430-14115	F50A 1- 9	90445-20ME5	F8/9.9B 15-13	90467-09M03	F50A 10- 5		F8/9.9B 17-47
	F8/9.9B 13-17		27- 2		F9.9A 15-14		10-15	90501-14M08	F50A 14-20
90387-06M40	F50A 12-29	90445-05ME6	F8/9.9B 11-25	90445-24M00	F8/9.9B 15-13	90467-10M04	F50A 5-14	90501-16M01	F50A 18-59
90387-06M45	F50A 16-25		F9.9A 11-26		F9.9A 15-14		10-16	90501-16233	F50A 20-47
90387-06M58	F8/9.9B 15-25	90445-07MF1	F50A 14-33	90446-10M02	F8/9.9B 21-19		10-34	90501-18M00	F8/9.9B 12-25
	F9.9A 15-26	90445-07M31	F50A 18-18		F9.9A 21-20		F9.9A 11-39		F9.9A 12-26
90387-06M69	F50A 12- 4		20-22	90460-38M06	F8/9.9B 12-48		F8/9.9B 11-39	90501-23M42	F9.9A 14-16
90387-06M70	F50A 5- 6	90445-07M38	F50A 5- 9		F9.9A 12-49	90467-11044	F50A 15-56		F8/9.9B 14-16
	F9.9A 21-24	90445-09M00	F9.9A 9-26	90464-07M41	F50A 24- 3	90467-15M14	F50A 5-37	90502-16M02	F50A 13-32
	F8/9.9B 21-29		F8/9.9B 9-26	90464-09M43	F50A 12-36	90468-07M06	F50A 16-13	90506-14M24	F50A 13-26
	22-26	90445-09078	F9.9A 4-31	90464-10M32	F50A 5-11	90468-18008	F50A 16-14	90506-26M01	F8/9.9B 13-20
	23-48		F8/9.9B 4-31	90464-16039	F50A 25-29		16-32	90506-26M07	F8/9.9B 13-20
90387-06M71	F9.9A 19-18		F9.9A 9- 6	90465-06M28	F50A 24- 2	90480-09M12	F50A 12- 3	90506-29M16	F9.9A 13-21
	F8/9.9B 19-18		F8/9.9B 9- 6	90465-08028	F9.9A 4-33	90480-09M35	F9.9A 11- 2	90508-18M33	F9.9A 13- 7
90387-06M72	F8/9.9B 11-17		F9.9A 9-24		F8/9.9B 4-33		F8/9.9B 11- 2		F8/9.9B 13- 7
	F9.9A 11-18		F8/9.9B 9-24		F9.9A 4-34	90480-11224	F50A 5-24	90508-23M36	F50A 8- 9
90387-06M73	F9.9A 23-34	90445-09105	F9.9A 9-21		F8/9.9B 4-34	90480-12072	F50A 22-15	90890-44373	F9.9A 8-18
	F8/9.9B 23-42		F8/9.9B 9-21		F50A 14-31	90480-13M24	F50A 12-28		F8/9.9B 8-18
90387-10M42	F50A 26- 6	90445-09163	F8/9.9B 11- 9		F8/9.9B 21-20		F9.9A 21-25	91318-04025	F50A 15-37
90387-13M56	F9.9A 3-14		F9.9A 11-10		F9.9A 21-32		F8/9.9B 21-30	91490-16010	F8/9.9B 11-32
	F8/9.9B 3-14	90445-09220	F9.9A 1-27	90465-11M10	F50A 5-10		22-27		F9.9A 11-33



NUMERICAL INDEX  
INDEX NUMERIQUE

PART NO. NO. PIECES	MODEL REF. MODELE NO.	PART NO. NO.PIECES	MODEL REF. MODELE NO.	PART NO. NO. PIECES	MODEL REF. MODELE NO.	PART NO. NO. PIECES	MODEL REF. MODELE NO.	PART NO. NO. PIECES	MODEL REF. MODELE NO.
91490-16010	F50A 12-13 12-16 F9.9A 15- 4 F8/9.9B 15- 4 15-45 F9.9A 15-46 F50A 16-23	92990-05100	F9.9A 8-20 F8/9.9B 8-20 F9.9A 19- 7 F8/9.9B 19- 7 F50A 22- 7 F9.9A 23-29 F8/9.9B 23-36	92990-06600	F50A 1-21 F9.9A 1-33 F8/9.9B 1-33 F50A 2- 9 2-18 2-26 2-29 2-35	92990-06600	F9.9A 12-12 F50A 12-21 12-26 12-35 F8/9.9B 12-42 F9.9A 12-43 F8/9.9B 12-57 F9.9A 12-58 F8/9.9B 12-59 F9.9A 12-60 13- 4 F8/9.9B 13- 4 F50A 13-11 F8/9.9B 13-25 F50A 13-51 F9.9A 14-12 F8/9.9B 14-12 F9.9A 14-14 F8/9.9B 14-14 F9.9A 15- 9 F8/9.9B 15-18 F9.9A 15-19 F8/9.9B 15-39 F9.9A 15-40 F50A 16- 4 16- 6 F9.9A 16-12 F8/9.9B 16-21 F9.9A 16-22 F50A 17- 6 17- 9 F9.9A 17-22 F8/9.9B 17-29 F9.9A 17-48 19-10 F8/9.9B 19-10	92990-06600	F9.9A 19-12 F8/9.9B 19-12 F50A 20-20 F9.9A 21- 3 F8/9.9B 21- 6 F9.9A 21- 7 21-11 F8/9.9B 21-22 F9.9A 21-23 21-27 F8/9.9B 21-28 F9.9A 21-31 F8/9.9B 21-33 F9.9A 21-34 F8/9.9B 21-34 21-37 F9.9A 22- 5 F8/9.9B 22- 5 F50A 22-10 F9.9A 22-14 F8/9.9B 22-14 22-21 22-25 22-29 23- 3 F9.9A 23- 5 F8/9.9B 23- 7 F9.9A 23-12 F8/9.9B 23-12 23-19 F9.9A 23-36 F8/9.9B 23-44 23-51 F50A 24- 7 24-16 25- 4
91490-16020	F9.9A 8-29 F8/9.9B 8-29	92990-05200	F9.9A 15- 5 F8/9.9B 15- 5		F9.9A 4- 3 F8/9.9B 4- 3 F9.9A 4- 9 F8/9.9B 4- 9 F50A 5- 8 5-33 5-35 F9.9A 6-19 F8/9.9B 6-19 F9.9A 6-24 F8/9.9B 6-24 F9.9A 6-26 F8/9.9B 6-26 F50A 8-22 F9.9A 8-41 F8/9.9B 8-41 F50A 9- 5 9- 8 9-17 F9.9A 9-19 F8/9.9B 9-19 F50A 10- 3 10-33 F8/9.9B 11-21 F9.9A 11-22 F8/9.9B 11-27 F9.9A 11-28 F8/9.9B 12-11				
91490-25020	F8/9.9B 15-36 F9.9A 15-37	92990-05600	F9.9A 4-15 F8/9.9B 4-15 F50A 6-15 F9.9A 7- 6 F8/9.9B 7- 6 F50A 11- 6 F9.9A 14- 9 F8/9.9B 14- 9 15-44 F9.9A 15-45 F50A 17-18 F9.9A 19- 8 F8/9.9B 19- 8 F50A 22- 8 F9.9A 23-30 F8/9.9B 23-37 F9.9A 8-28 F8/9.9B 8-28 F9.9A 10- 8 F8/9.9B 10- 8 F9.9A 18- 6 F8/9.9B 18- 6 F50A 1- 6 F9.9A 1-13 F8/9.9B 1-13 F9.9A 1-15 F8/9.9B 1-15						
91490-30020	F8/9.9B 18-13								
91490-30030	F8/9.9B 18-13 F9.9A 18-17 F50A 19-24								
91490-40030	F50A 21-19								
91690-30012	F9.9A 12-64 F50A 13-31								
91690-30020	F50A 13-23								
91690-40010	F50A 15-22								
91790-05020	F8/9.9B 15-43 F9.9A 15-44								
92907-04600	F50A 2-23								
92990-04100	F9.9A 5-23 F8/9.9B 5-23 F9.9A 5-38 F8/9.9B 5-38 F9.9A 23-26 F8/9.9B 23-33 F9.9A 24-28 F8/9.9B 24-28	92990-06200	F9.9A 8-28 F8/9.9B 8-28 F9.9A 10- 8 F8/9.9B 10- 8 F9.9A 18- 6 F8/9.9B 18- 6	92990-06300	F9.9A 18- 6 F8/9.9B 18- 6	92990-06600	F50A 1- 6 F9.9A 1-13 F8/9.9B 1-13 F9.9A 1-15 F8/9.9B 1-15		
92990-04200	F9.9A 4-25 F8/9.9B 4-25 F9.9A 9-13 F8/9.9B 9-13								
92990-04600	F50A 6-24								

NUMERICAL INDEX  
INDEX NUMERIQUE

PART NO. NO. PIECES	MODEL REF. MODELE NO.	PART NO. NO. PIECES	MODEL REF. MODELE NO.	PART NO. NO. PIECES	MODEL REF. MODELE NO.	PART NO. NO. PIECES	MODEL REF. MODELE NO.	PART NO. NO. PIECES	MODEL REF. MODELE NO.
92990-06600	F50A 25- 9	92995-06100	F50A 12-34	93101-23070	F50A 20-31	93210-08M60	F9.9A 16- 4	93210-16275	F50A 26-10
	25-13		13- 8		30-13		F8/9.9B 16- 4	93210-18397	F50A 15-60
	25-15		15-30	93101-25M03	F50A 20-62		F9.9A 25- 4	93210-20M65	F9.9A 9-20
	25-25		F9.9A 21-30		30-18		F8/9.9B 25- 4		F8/9.9B 9-20
92990-08100	F50A 24-21		F8/9.9B 21-36	93101-25M24	F9.9A 2- 3	93210-09M01	F9.9A 6-16	93210-25070	F9.9A 1-47
92990-08200	F50A 16-12		22-24		F8/9.9B 2- 3		F8/9.9B 6-16		F8/9.9B 1-47
92990-08600	F9.9A 8-37		23- 6		F9.9A 24-11		F9.9A 6-22		F50A 2-37
	F8/9.9B 8-37		F50A 24- 6		F8/9.9B 24-11		F8/9.9B 6-22		10-31
	12-44		25- 3	93101-25M57	F50A 18-32		F9.9A 24-18		F9.9A 24- 8
	F9.9A 12-45		25-12		29-14		F8/9.9B 24-18		F8/9.9B 24- 8
	F8/9.9B 12-64	92995-08100	F50A 14-19	93102-08414	F50A 15-81	93210-09350	F50A 15-41		F50A 27- 9
	F9.9A 12-67		14-30	93102-18M21	F9.9A 6-12	93210-10M61	F9.9A 6-15		27-21
	F8/9.9B 16-27		19-14		F8/9.9B 6-12		F8/9.9B 6-15	93210-27ME3	F9.9A 6-14
	F9.9A 16-28		19-17		F9.9A 24-12		F9.9A 24-17		F8/9.9B 6-14
	16-38	92995-08600	F50A 10-12		F8/9.9B 24-12		F8/9.9B 24-17	93210-29M94	F50A 14- 5
	18- 3		23-17	93102-30M22	F9.9A 2- 2	93210-11M59	F9.9A 1-35	93210-29375	F50A 15- 7
	F8/9.9B 18- 3		24-11		F8/9.9B 2- 2		F8/9.9B 1-35		15-25
	F9.9A 20-17	92995-12200	F50A 13-47		F9.9A 24-10		F9.9A 24- 6	93210-30MH4	F50A 5- 4
	F8/9.9B 20-17	92995-18600	F50A 13-44		F8/9.9B 24-10		F8/9.9B 24- 6		27-14
	F9.9A 20-19	93101-13M27	F9.9A 16- 9	93102-35M41	F50A 3- 2	93210-12MG9	F50A 8-19		28-13
	F8/9.9B 20-19		F8/9.9B 16- 9		27-11		27-19	93210-32738	F50A 10- 9
92990-10100	F50A 19- 9		F9.9A 25- 5	93102-37M40	F50A 8- 1	93210-12M62	F9.9A 7- 2	93210-33MG4	F50A 18-16
	21- 7		F8/9.9B 25- 5		27-16		F8/9.9B 7- 2		29-11
92990-10600	F50A 19-10	93101-16M36	F50A 17- 2	93102-43M42	F50A 3- 1	93210-13M63	F9.9A 1-45	93210-33MH2	F50A 8-18
	21- 8		29- 4		27-10		F8/9.9B 1-45		27-18
92990-16200	F50A 19-22		30- 4	93106-09014	F50A 18-15		F9.9A 6-17	93210-35M86	F50A 5- 2
92995-06100	F9.9A 5-18	93101-17054	F9.9A 17-45		20-18		F8/9.9B 6-17		5-30
	F8/9.9B 5-18		F8/9.9B 17-51		29-10		F9.9A 24- 7		27-12
	F9.9A 7-11		F9.9A 25-12		30-11		F8/9.9B 24- 7		27-15
	F8/9.9B 7-11		F8/9.9B 25-12	93210-06519	F50A 15-23	93210-14515	F50A 8-20		28-14
	F9.9A 8-16	93101-20048	F9.9A 17-18		15-45		9-15	93210-37M67	F8/9.9B 12-37
	F8/9.9B 8-16		F8/9.9B 17-25	93210-06632	F50A 15-64		27-20		F9.9A 12-38
	F9.9A 9-18		F9.9A 25-10	93210-07540	F50A 15-65	93210-16M64	F9.9A 7-16	93210-38MH3	F50A 5- 3
	F8/9.9B 9-18		F8/9.9B 25-10		18-53		F8/9.9B 7-16		27-13
	F50A 12- 7	93101-22067	F50A 18-50		20-53		F9.9A 25- 3	93210-44383	F50A 15- 9
	12-25		29-18		29-19		F8/9.9B 25- 3	93210-46044	F50A 20-32

NUMERICAL INDEX  
INDEX NUMERIQUE

PART NO. NO. PIECES	MODEL REF. MODELE NO.	PART NO. NO. PIECES	MODEL REF. MODELE NO.	PART NO. NO. PIECES	MODEL REF. MODELE NO.	PART NO. NO. PIECES	MODEL REF. MODELE NO.	PART NO. NO. PIECES	MODEL REF. MODELE NO.
93210-46044	F50A 30-14	93317-325U0	F50A 20-61	93606-12019	F8/9.9B 16-25	95380-06700	F8/9.9B 4- 2	95895-08020	F50A 8-11
	30-27	93332-000U3	F50A 20- 6		F9.9A 16-26		F9.9A 4-10	95895-10040	F50A 8- 6
93210-48MG8	F50A 18-33	93332-000W7	F50A 20- 8		16-39		F8/9.9B 4-10	97013-05012	F9.9A 8-19
	29-15	93332-00003	F50A 18-40		17-20		F9.9A 10- 7		F8/9.9B 8-19
93210-48214	F50A 15-10	93332-00005	F9.9A 17- 6		F8/9.9B 17-27		F8/9.9B 10- 7	97013-06012	F8/9.9B 21-21
93210-49046	F50A 20-17		F8/9.9B 17-12		F9.9A 18- 1		12-60		F9.9A 21-33
	30-10	93332-00079	F50A 18- 6		F8/9.9B 18- 1		F9.9A 12-61		22- 4
93210-52449	F50A 15-83	93341-313U3	F9.9A 17-28		F50A 19- 7		13- 3		22-13
93210-56M80	F8/9.9B 17-53	93341-414V1	F8/9.9B 17-35		21- 5		F8/9.9B 13- 3		23- 4
	25-14	93410-18M02	F50A 13-41	93608-12M05	F50A 9- 9		F9.9A 14-20		23-11
93210-57M09	F8/9.9B 17-52	93410-28M06	F50A 14-10	93608-16M16	F50A 5-36		F8/9.9B 14-20	97013-06020	F50A 2- 8
	25-13	93430-04M03	F9.9A 23-35	93700-06M03	F8/9.9B 12-22		15-42		2-25
93210-59MG7	F50A 18-24		F8/9.9B 23-43		F9.9A 12-23		F9.9A 15-43	97013-06025	F50A 2-17
	29-12	93430-04301	F50A 7-21		F50A 13-13		21-26		9- 4
	29-25	93450-09M01	F9.9A 1-24		F9.9A 14- 5		F8/9.9B 21-31	97013-08025	F9.9A 20-16
93210-69MG6	F50A 18-48		F8/9.9B 1-24		F8/9.9B 14- 5		22-28		F8/9.9B 20-16
	29-17		F50A 2- 4	94701-00282	F9.9A 1-48		23-50	97013-08030	F9.9A 8-36
93210-74MG5	F50A 18-47	93450-10M04	F9.9A 18-21		F8/9.9B 1-48	95380-08600	F50A 10-13		F8/9.9B 8-36
	29-16	93450-10M05	F8/9.9B 18-21	94701-00300	F8/9.9B 1-48		F9.9A 16-37	97014-06016	F50A 9- 7
93210-74M68	F9.9A 17-46	93450-15023	F9.9A 2-12	94701-00375	F50A 2-38		F50A 24-20	97014-06035	F50A 1- 5
	25-13		F8/9.9B 2-12	95024-06025	F9.9A 19- 4	95380-10700	F9.9A 13-27		1-20
93210-74316	F9.9A 17-42	93450-17129	F50A 3-11		F8/9.9B 19- 4		16- 6		F9.9A 1-32
	25-14	93503-16010	F50A 15-18		F50A 22- 4		F8/9.9B 16- 6		F8/9.9B 1-32
93210-85M97	F50A 20-60	93505-16024	F50A 16-10	95303-04600	F8/9.9B 15-28	95380-12600	F50A 13-49	97075-08025	F50A 14-18
	30-17	93505-32038	F50A 15-59		F9.9A 15-29	95380-12800	F50A 14-16	97075-08030	F50A 14-29
93306-001U1	F50A 18-45	93604-08062	F9.9A 17- 3	95304-08700	F9.9A 8-11	95680-06100	F8/9.9B 12-10	97075-10040	F50A 21- 6
93306-00519	F9.9A 17-43		F8/9.9B 17- 3		F8/9.9B 8-11		F9.9A 12-11	97090-08035	F9.9A 18- 2
	F8/9.9B 17-49		F50A 18-28	95380-03600	F50A 10-27	95780-05300	F50A 11- 7		F8/9.9B 18- 2
93306-207U0	F50A 20-57	93604-10M03	F50A 20-36	95380-05600	F50A 10-29	95780-08300	F8/9.9B 12-51	97095-05012	F9.9A 14- 8
93315-213V4	F9.9A 17- 7	93605-10108	F50A 15-63		18-13		F9.9A 12-52		F8/9.9B 14- 8
93315-314V8	F8/9.9B 17-13	93605-14143	F50A 8- 4		F9.9A 23-28		F8/9.9B 12-65	97095-05016	F50A 11- 5
93315-317U2	F9.9A 17-44	93605-15065	F8/9.9B 12-31		F8/9.9B 23-35		F9.9A 12-68	97095-06008	F8/9.9B 13-24
	F8/9.9B 17-50		F9.9A 12-32	95380-05700	F50A 16-20	95895-06016	F50A 12-27	97095-06010	F50A 2-10
93315-32224	F50A 18- 3	93606-12019	F50A 9-12	95380-06600	F50A 12-23	95895-06020	F9.9A 18- 5		13-10
93315-325V1	F50A 20- 3		F9.9A 16-10		F9.9A 13-24		F8/9.9B 18- 5		13-27
93317-22204	F50A 18-49		F8/9.9B 16-10	95380-06700	F9.9A 4- 2	95895-06030	F50A 16-26		13-37

NUMERICAL INDEX  
INDEX NUMERIQUE

PART NO. NO. PIECES	MODEL REF. MODELE NO.	PART NO. NO. PIECES	MODEL REF. MODELE NO.	PART NO. NO. PIECES	MODEL REF. MODELE NO.	PART NO. NO. PIECES	MODEL REF. MODELE NO.	PART NO. NO. PIECES	MODEL REF. MODELE NO.
97095-06010	F50A 13-50	97095-06020	F50A 16- 3	97095-06030	F50A 10-32	97095-08040	F9.9A 16-27	97780-50110	F9.9A 17-52
	F8/9.9B 17- 7		F9.9A 16-11		F9.9A 11- 3	97095-08045	F50A 20-38		F8/9.9B 17-58
97095-06012	F9.9A 8-40		17-47		F8/9.9B 11- 3		30-28	97880-05020	F50A 15-77
	F8/9.9B 8-40		21- 2		F50A 12- 6	97095-08055	F50A 20-37	97880-06018	F9.9A 5-17
	12-41		21-10		F8/9.9B 15-24		30-29		F8/9.9B 5-17
	F9.9A 12-42		21-29		F9.9A 15-25	97095-10020	F9.9A 13-26	97880-06030	F9.9A 14-17
	F8/9.9B 16-20		F8/9.9B 21-35		F50A 24- 5	97095-10040	F50A 19- 8		F8/9.9B 14-17
	F9.9A 16-21		22-23	97095-06040	F9.9A 11- 4	97313-06010	F9.9A 7-10	97885-06008	F50A 13- 4
	F8/9.9B 22- 4		F50A 25- 2		F8/9.9B 11- 4		F8/9.9B 7-10	97885-06016	F50A 14-23
	22-13	97095-06025	F9.9A 1-12		F9.9A 14-13	97313-06040	F50A 8-21		14-37
	23-11		F8/9.9B 1-12		F8/9.9B 14-13	97313-06050	F9.9A 6-23	97890-05006	F9.9A 5-32
	23-18		F50A 5-34		F9.9A 25-19		F8/9.9B 6-23		F8/9.9B 5-32
	F50A 24-15		F9.9A 6-18		F8/9.9B 25-19	97315-06025	F9.9A 8-15		F50A 6- 2
	25-14		F8/9.9B 6-18	97095-06045	F9.9A 4- 8		F8/9.9B 8-15	97980-04108	F50A 6-32
	25-34		F50A 9-16		F8/9.9B 4- 8	97395-08016	F9.9A 20-18	97980-04110	F50A 7-10
97095-06014	F8/9.9B 15-38		10- 2		12-56		F8/9.9B 20-18	97980-04112	F50A 7-20
	F9.9A 15-39		F8/9.9B 12-28		F9.9A 12-57	97513-06216	F8/9.9B 15- 8		28- 9
	F50A 25- 8		F9.9A 12-29		F50A 17- 5	97595-06520	F9.9A 1-20	98507-04010	F50A 2-22
97095-06016	F50A 2-34		F50A 13- 7		F9.9A 17-21		F8/9.9B 1-20		F9.9A 4-28
	F9.9A 6- 9		F9.9A 14-11		F8/9.9B 17-28		F9.9A 1-41		F8/9.9B 4-28
	F8/9.9B 6- 9		F8/9.9B 14-11	97095-06090	F50A 5- 7		F8/9.9B 1-41	98517-04012	F50A 15-78
	11-14		F50A 16- 5	97095-06095	F8/9.9B 12-58		F9.9A 9- 3	98580-04010	F9.9A 5-37
	F9.9A 11-15		17- 8		F9.9A 12-59		F8/9.9B 9- 3		F8/9.9B 5-37
	F8/9.9B 11-20		F8/9.9B 21- 5	97095-06135	F9.9A 13- 2		16-11	98580-04014	F9.9A 9-12
	F9.9A 11-21		F9.9A 21- 6		F8/9.9B 13- 2		17-54		F8/9.9B 9-12
	F8/9.9B 11-26		21-22	97095-08014	F50A 2-30		21- 2		F9.9A 24-27
	F9.9A 11-27		F8/9.9B 21-27		10-11		21- 9		F8/9.9B 24-27
	15- 8		22-20	97095-08016	F50A 23-16	97607-05210	F50A 15-55	98580-04016	F9.9A 5-22
	F8/9.9B 15-17		23- 2	97095-08020	F50A 19-16	97780-40112	F9.9A 4-20		F8/9.9B 5-22
	F9.9A 15-18		F50A 25-11	97095-08025	F50A 19-13		F8/9.9B 4-20	98580-05012	F9.9A 7- 5
	F50A 15-29		25-24	97095-08030	F8/9.9B 12-43		F9.9A 4-24		F8/9.9B 7- 5
	20-19	97095-06030	F9.9A 1-14		F9.9A 12-44		F8/9.9B 4-24		18- 8
	F8/9.9B 21-32		F8/9.9B 1-14		F50A 18-29		F9.9A 4-27		F9.9A 19- 6
	23- 5		F50A 5-32		29-27		F8/9.9B 4-27		F8/9.9B 19- 6
97095-06020	F50A 2-28		F9.9A 6-25	97095-08035	F50A 24-10		F9.9A 17-10		F50A 22- 6
	12-20		F8/9.9B 6-25	97095-08040	F8/9.9B 16-26		F8/9.9B 17-16	98580-05016	F9.9A 4-14



## This image shows a single sheet of white paper with horizontal ruling lines. The lines are evenly spaced and run across the width of the page. There are no margins, text, or other markings on the paper.



*COPYRIGHT : All rights reserved. No part of this publication  
may be reproduced without permission.*

*DROIT DE COPIE : TOUS DROITS RESERVES.  
TOUTE PARTIE DE CETTE PUBLICATION NE  
PEUT ETRE REPRODUITE SANS AUTORISATION.*

PRINTED ON RECYCLED PAPER  
IMPRIME SUR PAPIER RECYCLE

**YAMAHA**  
YAMAHA MOTOR CO., LTD.  
2500 SHINGAI IWATA SHIZUOKA JAPAN  
SERVICE INFORMATION DIV.

Printed in Japan  
First edition SEP., 1995  
**TG**

IMPRIME AU JAPON  
Première édition SEP., 1995  
**TG**