


**YAMAHA**



**PARTS  
CATALOGUE  
CATALOGUE  
DE PIÈCES  
DETACHÉES**

**F8B '94 (6J7)  
F9.9B'94 (6G9)**

**YAMAHA**  
**GENUINE**  
Parts & Accessories

2S6G9-300F1

**A1**

# FOREWORD

This Parts Catalogue is related to the parts in use for the Yamaha outboard motor F8B'94 (6J7)/F9.9B'94(6G9). When you are ordering replacement parts for the F8B'94(6J7)/F9.9B'94(6G9), refer to this Parts Catalogue and quote both part numbers and part names correctly

1. Modifications or additions which have been made after issue of the Parts Catalogue will be announced in the Yamaha Parts News.

It is advisable that according to the Yamaha Parts News you make necessary corrections to the Parts Catalogue on hand to keep it up-to-date.

2. Abbreviations

The following abbreviations are used in this Parts Catalogue.

UR	Use size (thickness) and/or number as required.
UN	Use as many as you need.
AP	Alternate Parts
STD	Standard
O/S	Over Size

3. Parts, which are to be supplied in the form of assemblies, are listed with an indention of one letter's space, and a dot ( . ) is put against the name of each part.

## EXAMPLE

CARBURETOR ASS'Y

. JET, pilot

. NOZZLE, main

4. Indication of No. of constituent parts for assembly.

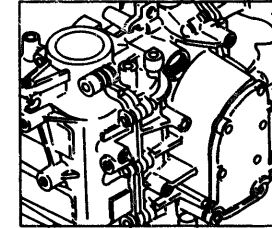
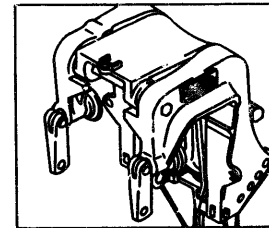
The numeral appearing to the right of each constituent part under the description indicates the quantity of such parts for each individual assembly unit.

## EXAMPLE

Part No.	Description	Q'ty	Remarks
6E0-85500-70	C.D.I. MAGNETO ASS'Y	1	
6E0-85550-70	. ROTOR ASS'Y	1	
6E0-15723-00-94	. . PULLEY, starter	1	

5. Initial Serial No. and Color Code

Engine Serial No.		
F8BM	S : 000310 and following	
	L : 301181 and following	
F8BE	S : 100219 and following	
	L : 400678 and following	
F8BEM	S : 200128 and following	
	L : 500536 and following	
F9.9BM	S : 008643 and following	
	L : 305977 and following	
F9.9BE	S : 101026 and following	
	L : 401523 and following	
F9.9BEM	S : 200245 and following	
	L : 500269 and following	



Color Code	Color Name	Abbreviate
4D	DARK BLUISH GRAY METALLIC 2	DBNM2

# AVANT-PROPOS

Ce catalogue de pièces Détachées concerne les pièces utilisées sur le Yamaha moteur hors bord F8B(6J7)/F9.9B(6G9) modèle 1994. Lorsque vous commandez des pièces détachées pour le veuillez vous reporter à ce catalogue de Pièces Détachées et indiquer clairement et les numéros de pièces et leurs noms.

1. Les modifications ou ajouts ayant été faits après la sortie du Catalogue de Pièces Détachées seront décrits dans les Bulletins Yamaha.

A partir des Bulletins Yamaha, il est conseillé de faire les corrections nécessaires au Catalogue de Pièces Détachées afin de le tenir à jour.

2. Abréviations

Dans ce catalogue, les abréviations suivantes sont utilisées.

UR	Utiliser la taille (épaisseur) et/ou le nombre demandés.
UN	Utiliser autant que vous en avez besoin.
AP	Pièces de Rechange
STD	Standard
O/S	Cote Réparation

3. Les pièces, devant être fournies sous forme d'ensembles, sont cataloguées avec un décalage d'une lettre, et un point ( . ) est mis devant le nom de chaque pièce.

**EXEMPLE** CARBURATEUR (ENS.)  
 .GICLEUR de ralenti  
 .TUBE d'émulsion

4. Indication du Nbre. de pièces constituant un ensemble

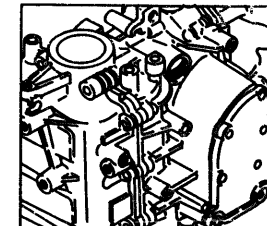
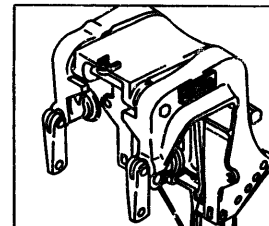
Le chiffre apparaissant sur la droite de chaque pièce composante située dans la colonne "Désignation" indique la quantité de telles pièces pour chaque ensemble individuel.

**EXEMPLE**

Référence	Désignation	Q/té Remarques
6E0-85500-70	VOLANT MAGNETO-ELECTRONIQUE (ENS.)	1
6E0-85550-70	.VOLANT NU (ENS.)	1
6E0-15723-00-94	..POULIE, lanceur	1

5. No. de Série de Départ et Code de Couleur

No. De Série	F8BM	S : 000310 et suivants L : 301181 et suivants
	F8BE	S : 100219 et suivants L : 400678 et suivants
	F8BEM	S : 200128 et suivants L : 500536 et suivants
	F9.9BM	S : 008643 et suivants L : 305977 et suivants
	F9.9BE	S : 101026 et suivants L : 401523 et suivants
	F9.9BEM	S : 200245 et suivants L : 500269 et suivants



Code de Couleur	Nom de la Couleur	Abréviation
4D	DARK BLUISH GRAY METALLIC 2	DBNM2

# CONTENTS

## Sheet 1/2 (Fig. 1 to Fig. 21)

FIG. 1	CYLINDER. CRANKCASE .....	A6~B1
FIG. 2	CRANKSHAFT. PISTON .....	B2
FIG. 3	VALVE .....	B3
FIG. 4	INTAKE .....	B4, B5
FIG. 5	CARBURETOR .....	B6~C1
FIG. 6	OIL PUMP .....	C2
FIG. 7	OIL PAN .....	C3
FIG. 8	STARTER .....	C4, C5
FIG. 9	FUEL .....	C6, C7
FIG. 10	TOP COWLING .....	D1
FIG. 11	BOTTOM COWLING .....	D2, D3
FIG. 12	BRACKET 1 .....	D4~D6
FIG. 13	BRACKET 2 .....	D7
FIG. 14	STEERING (F8B(E)M/F9.9B(E)M) .....	E1
FIG. 15	CONTROL .....	E2, E3
FIG. 16	UPPER CASING .....	E4, E5
FIG. 17	LOWER CASING. DRIVE 1 .....	E6~F1
FIG. 18	LOWER CASING. DRIVE 2 .....	F2, F3
FIG. 19	GENERATOR .....	F4
FIG. 20	STARTING MOTOR (F8BE(M)/F9.9BE(M)) .....	F5
FIG. 21	ELECTRICAL 1 .....	F6, F7

NUMERICAL INDEX

## Sheet 2/2 (Fig. 22 to Fig. 25)

FIG. 22	ELECTRICAL 2 (F8BEM/F9.9BEM) .....	A6
FIG. 23	ELECTRICAL 3 (F8BE/F9.9BE) .....	A7, B1
FIG. 24	REPAIR KIT 1 .....	B2, B3
FIG. 25	REPAIR KIT 2 .....	B4, B5

NUMERICAL INDEX

# TABLE DES MATIERES

## Feuille 1/2 (Fig. 1 ~ Fig. 21)

FIG. 1	CYLINDRE. CARTER .....	A6~B1
FIG. 2	VILEBREQUIN. PISTON .....	B2
FIG. 3	SOUPAPE .....	B3
FIG. 4	ADMISSION .....	B4, B5
FIG. 5	CARBURATEUR .....	B6~C1
FIG. 6	POMPE A HUILE .....	C2
FIG. 7	VENTILATEUR D' HUILE .....	C3
FIG. 8	DEMARREUR .....	C4, C5
FIG. 9	CARBURANT .....	C6, C7
FIG. 10	CAPOT SUPERIEUR .....	D1
FIG. 11	CAPOT INFERIEUR .....	D2, D3
FIG. 12	SUPPORT 1 .....	D4~D6
FIG. 13	SUPPORT 2 .....	D7
FIG. 14	DIRECTION (F8B(E)M/F9.9B(E)M) .....	E1
FIG. 15	COMMANDE .....	E2, E3
FIG. 16	FOURREAU .....	E4, E5
FIG. 17	BOITIER D' HELICE, TRANSMISSION 1 .....	E6~F1
FIG. 18	BOITIER D' HELICE, TRANSMISSION 2 .....	F2, F3
FIG. 19	GENERATRICE .....	F4
FIG. 20	DEMARREUR ELECTRIQUE (F8BE(M)/F9.9BE(M)) .....	F5
FIG. 21	PARTIE ELECTRIQUE 1 .....	F6, F7

INDEX NUMERIQUE

## Feuille 2/2 (Fig. 22 ~ Fig. 25)

FIG. 22	PARTIE ELECTRIQUE 2 (F8BEM/F9.9BEM) .....	A6
FIG. 23	PARTIE ELECTRIQUE 3 (F8BE/F9.9BE) .....	A7, B1
FIG. 24	KITS DE REPARATION 1 .....	B2, B3
FIG. 25	KITS DE REPARATION 2 .....	B4, B5

INDEX NUMERIQUE

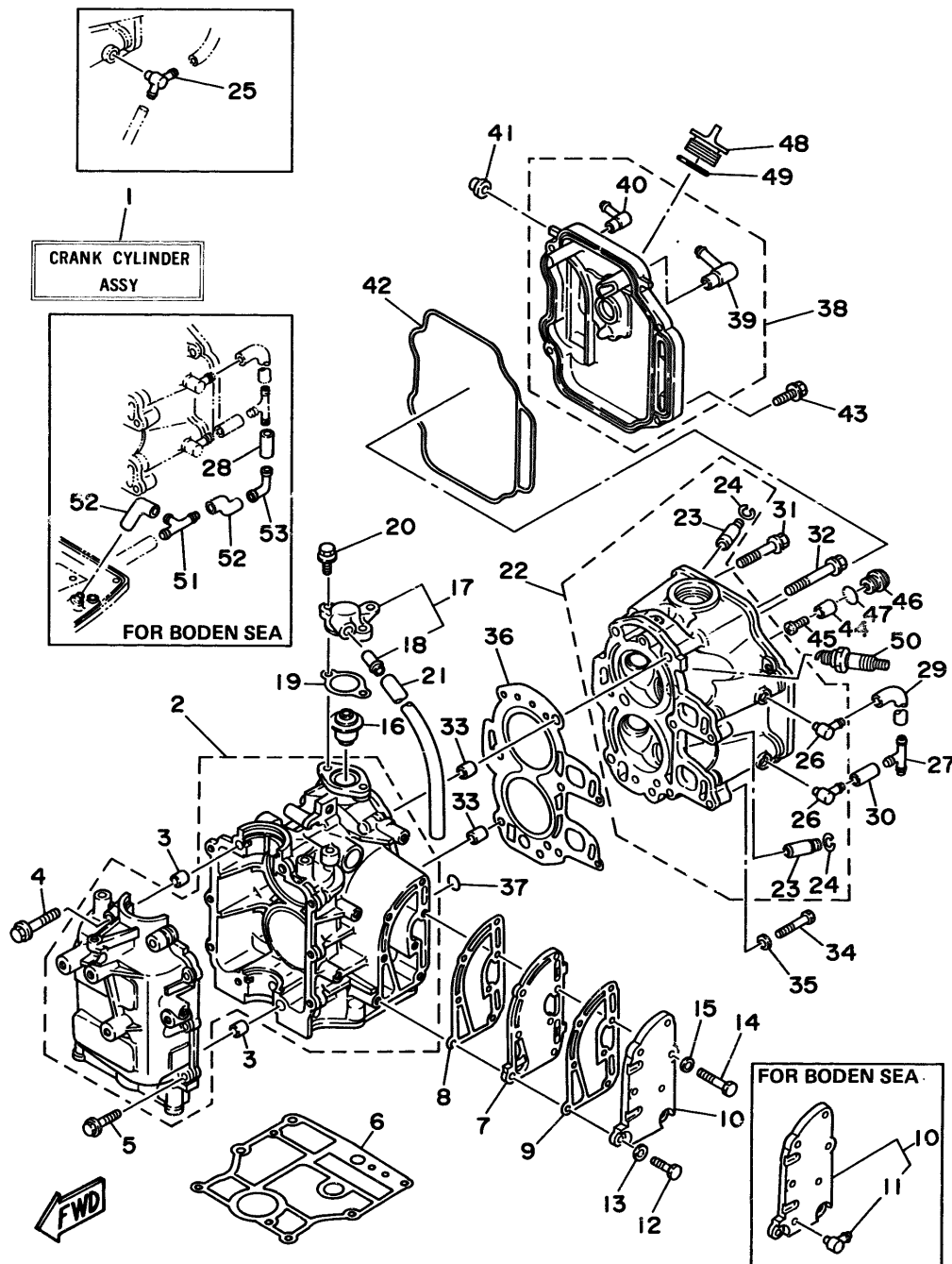


FIG. 1 CYLINDER. CRANKCASE

CYLINDRE. CARTER

REF. NO.	PART NO. NO. PIECES	DESCRIPTION DESCRIPTION	Q'TY QTE	REMARKS REMARQUES
> 1	6G8-W0090-32-4D	CRANK CYLINDER ASSY EMBIELLAGE CYLINDRE (ENS.) (REF.NO. 2 ~ 5, 7 ~ 49 FIG. 2, REF.NO. 1 ~ 12 FIG. 3, REF.NO. 1 ~ 16)	1	UR STD
▶	6G8-W0090-31-4D	CRANK CYLINDER ASSY EMBIELLAGE CYLINDRE (ENS.) (REF.NO. 2 ~ 5, 7 ~ 49 FIG. 2, REF.NO. 1 ~ 12 FIG. 3, REF.NO. 1 ~ 16)	1	UR STD
◀	6G8-W0090-30-4D	CRANK CYLINDER ASSY EMBIELLAGE CYLINDRE (ENS.)	1	UR STD
2	6G8-15100-05-94	CRANKCASE ASSY CARTER DE MOTEUR COMPLET	1	
3	99510-10114	PIN, DOWEL GOUJON, D'ASSEMBLAGE	2	
4	90119-08M18	BOLT, WITH WASHER BOULON, AVEC RONDELLE	4	
5	90119-06M12	BOLT, WITH WASHER BOULON, AVEC RONDELLE	6	
6	6G8-11351-A0	GASKET, CYLINDER JOINT, D'EMBASE	1	
7	6G8-41111-02-9M	INNER COVER, EXHAUST PLAQUE, ECHAPPEMENT	1	
8	6G8-41112-02	GASKET, EXHAUST INNER COVER JOINT, PLAQUE D'ECHAPPEMENT	1	
9	6G8-41114-00	GASKET, EXHAUST OUTER COVER JOINT, COUVERCLE D'ECHAPPEMENT	1	
> 10	6G8-41113-10-9M	OUTER COVER, EXHAUST COUVERCLE, ECHAPPEMENT	1	UR STD
	6G8-41113-01-9M	OUTER COVER, EXHAUST COUVERCLE, ECHAPPEMENT	1	UR STD
	6G8-41113-02-9M	OUTER COVER, EXHAUST COUVERCLE, ECHAPPEMENT	1	UR FOR BODEN SEA
11	676-11372-00	.NIPPLE, HOSE .RACCORD, TUYAU	1	FOR BODEN SEA
12	97095-06025	BOLT BOULON	2	
13	92990-06600	WASHER, PLATE RONDELLE, PLATE	2	
14	97095-06030	BOLT BOULON	5	
▷ { F8BM S:000340~ E S:100239~ EM S:200138~ L:301291~ L:400763~ L:500621~ F9.9BM S:008908~ E S:101086~ EM S:200257~ L:306324~ L:401594~ L:500286~				
▶ { F8BM S:000310~000389 E S:100219~100238 EM S:200128~200137 L:301186~301290 L:400678~400762 L:500536~500620 F9.9BM S:008688~008907 E S:101033~101085 EM S:200245~200256 L:306102~306323 L:401528~401593 L:500269~500285				
◀ { F8BM S: - E S:~100218 EM S:~200127 L:~301185 L:~400677 L:~500535 F9.9BM S:~008687 E S:~101032 EM S:~200244 L:~306101 L:~401527 L:~500268				

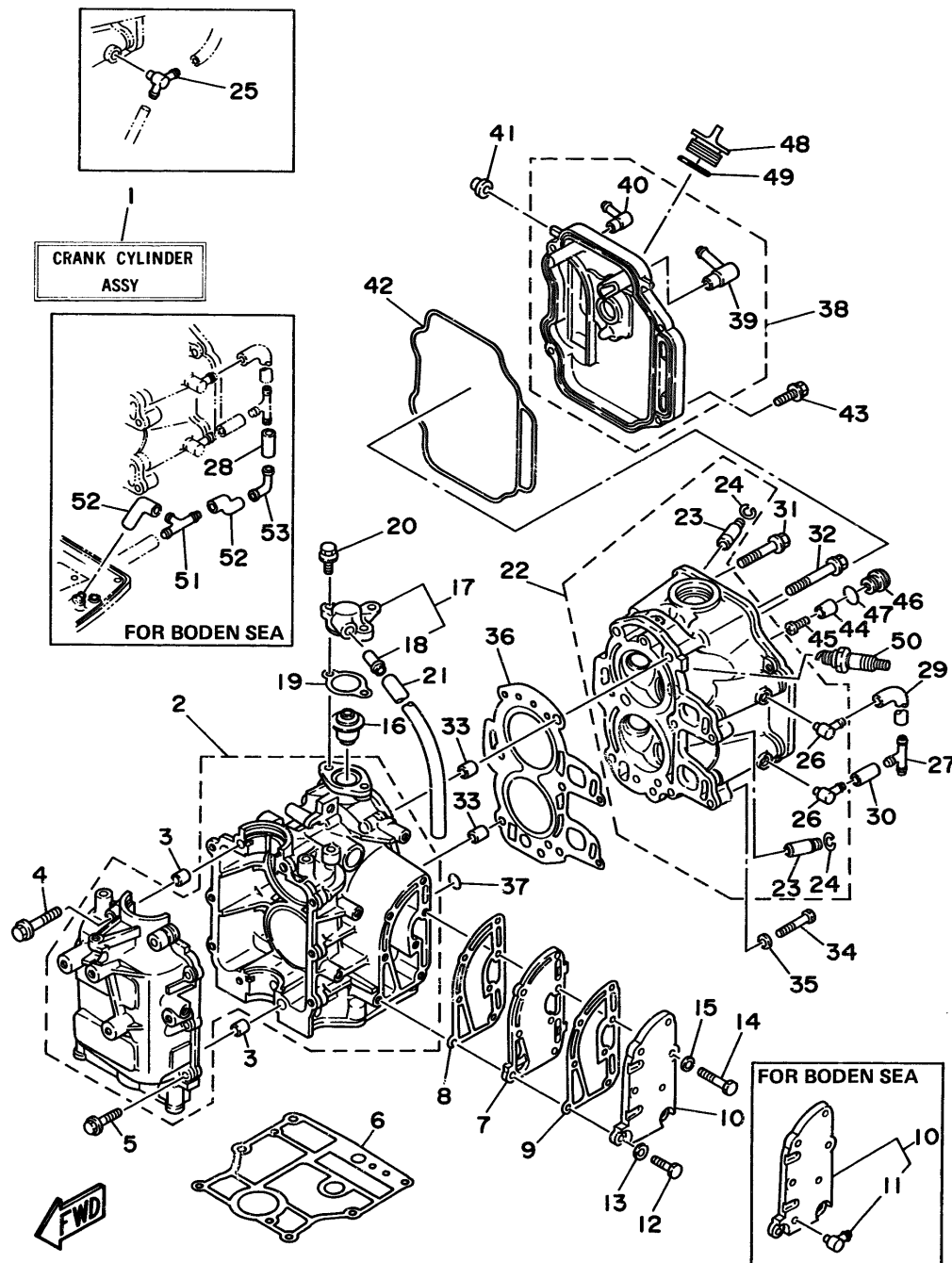


FIG. 1 CYLINDER. CRANKCASE

CYLINDRE. CARTER

REF. NO.	PART NO. NO. PIECES	DESCRIPTION DESCRIPTION	Q'TY QTE	REMARKS REMARQUES																														
15	92990-06600	WASHER, PLATE RONDELLE, PLATE	5																															
16	668-12411-02	THERMOSTAT THERMOSTAT	1																															
17	668-12413-00-9M	COVER, THERMOSTAT COUVERCLE, THERMOSTAT	1																															
18	6E5-24377-00	.PIPE, JOINT 3 .DURITE, RACCORDEMENT 3	1																															
19	668-12414-A1	GASKET, COVER JOINT, COUVERCLE	1																															
20	97595-06520	BOLT, WITH WASHER BOULON, AVEC RONDELLE	2																															
21	90445-11M66	HOSE DURITE	1																															
▶ 22	668-11111-03-94	HEAD, CYLINDER 1 CULASSE	1																															
◀	668-11111-02-94	HEAD, CYLINDER 1 CULASSE	1																															
23	668-11133-10	.GUIDE, INTAKE VALVE .GUIDE, SOUP D'ADM	4																															
24	93450-09M01	.CIRCLIP .CIRCLIP	4																															
◀ 25	668-11372-01	.NIPPLE, HOSE .RACCORD, TUYAU	1																															
▶ 26	676-11372-00	.NIPPLE, HOSE .RACCORD, TUYAU	2																															
◀	676-11372-00	.NIPPLE, HOSE .RACCORD, TUYAU	1																															
▷ 27	688-24378-00	PIPE, JOINT 4 DURITE, RACCORDEMENT 4	1																															
28	90445-09220	HOSE DURITE	1	FOR BODEN SEA																														
▷ 29	668-12481-01	PIPE 1 DURITE 1	1																															
	668-12481-00	PIPE 1 DURITE 1	1																															
▷ 30	90445-09220	HOSE DURITE	1																															
31	90105-08M37	BOLT, WASHER BASED BOULON, AVEC RONDELLE	3																															
32	90105-08M36	BOLT, WASHER BASED BOULON, AVEC RONDELLE	3																															
<table> <tr> <td>▷</td> <td>F8BM</td> <td>S:000340~ L:301291~</td> <td>E 3:100239~ L:400763~</td> <td>EM S:200138~ L:500621~</td> </tr> <tr> <td></td> <td>F9.9BM</td> <td>S:008908~ L:306324~</td> <td>E S:101086~ L:401594~</td> <td>EM S:200257~ L:500286~</td> </tr> <tr> <td>▶</td> <td>F8BM</td> <td>S:000310~ L:301186~</td> <td>E S:100219~ L:400678~</td> <td>EM S:200128~ L:500536~</td> </tr> <tr> <td></td> <td>F9.9BM</td> <td>S:008688~ L:306102~</td> <td>E S:101033~ L:401528~</td> <td>EM S:200245~ L:500269~</td> </tr> <tr> <td>◀</td> <td>F8BM</td> <td>S: - L:~301185</td> <td>E S:~100218 L:~400677</td> <td>EM S:~200127 L:~500535</td> </tr> <tr> <td></td> <td>F9.9BM</td> <td>S:~008687 L:~306101</td> <td>E S:~101032 L:~401527</td> <td>EM S:~200244 L:~500268</td> </tr> </table>					▷	F8BM	S:000340~ L:301291~	E 3:100239~ L:400763~	EM S:200138~ L:500621~		F9.9BM	S:008908~ L:306324~	E S:101086~ L:401594~	EM S:200257~ L:500286~	▶	F8BM	S:000310~ L:301186~	E S:100219~ L:400678~	EM S:200128~ L:500536~		F9.9BM	S:008688~ L:306102~	E S:101033~ L:401528~	EM S:200245~ L:500269~	◀	F8BM	S: - L:~301185	E S:~100218 L:~400677	EM S:~200127 L:~500535		F9.9BM	S:~008687 L:~306101	E S:~101032 L:~401527	EM S:~200244 L:~500268
▷	F8BM	S:000340~ L:301291~	E 3:100239~ L:400763~	EM S:200138~ L:500621~																														
	F9.9BM	S:008908~ L:306324~	E S:101086~ L:401594~	EM S:200257~ L:500286~																														
▶	F8BM	S:000310~ L:301186~	E S:100219~ L:400678~	EM S:200128~ L:500536~																														
	F9.9BM	S:008688~ L:306102~	E S:101033~ L:401528~	EM S:200245~ L:500269~																														
◀	F8BM	S: - L:~301185	E S:~100218 L:~400677	EM S:~200127 L:~500535																														
	F9.9BM	S:~008687 L:~306101	E S:~101032 L:~401527	EM S:~200244 L:~500268																														

A7

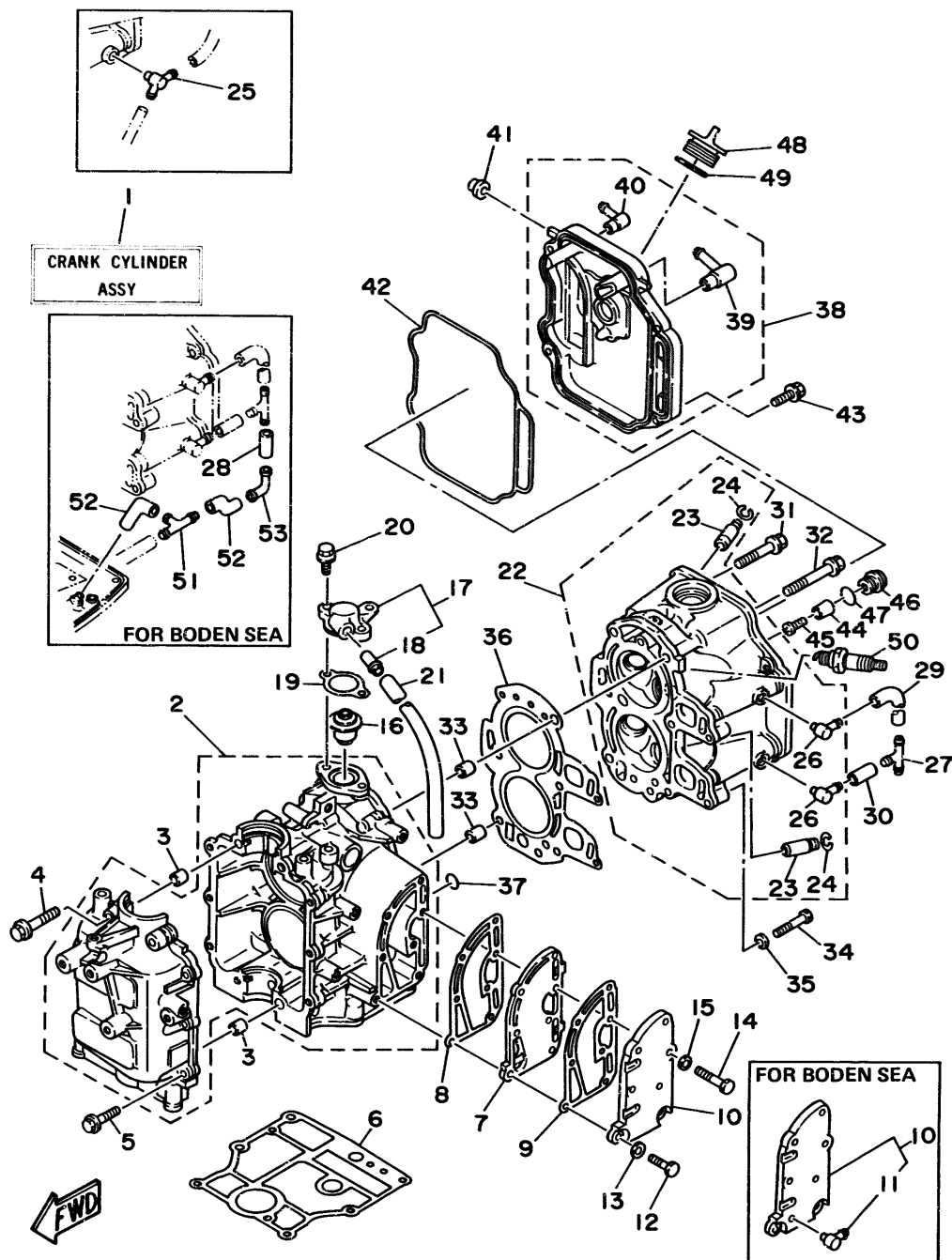


FIG. 1 CYLINDER. CRANKCASE

CYLINDRE. CARTER

REF. NO.	PART NO. NO. PIECES	DESCRIPTION DESCRIPTION	Q'TY QTE	REMARKS REMARQUES
33	99510-10114	PIN, DOWEL GOUJON, D'ASSEMBLAGE	2	
34	97013-06035	BOLT BOULON	2	
35	92990-06600	WASHER, PLATE RONDELLE, PLATE	2	
36	6G8-11181-A0	GASKET, CYLINDER HEAD 1 JOINT, DE CULASSE 1	1	
37	93210-11M59	O-RING JOINT TORIQUE	1	
38	6G8-11191-01-94	COVER, CYLINDER HEAD 1 COUVERCLE, CULASSE 1	1	
39	6G8-15373-00	.PIPE, BREATHER .DURITE DE RENIFLARD	1	
40	676-11372-00	.NIPPLE, HOSE .RACCORD, TUYAU	1	
41	6G8-81336-00	GROMMET OEILLET CAOUTCHOUC	2	
42	6G8-11356-00	SEAL, CYLINDER 2 JOINT, SPY CYLINDRE	1	
43	97595-06520	BOLT, WITH WASHER BOULON, AVEC RONDELLE	4	
44	6G8-11325-00	ANODE ANODE	1	
45	98580-05525	SCREW, PAN HEAD VIS	1	
46	6G8-11197-00	PLUG, BLIND PLOT, BORGNE	1	
47	93210-13M63	O-RING JOINT TORIQUE	1	
48	6G8-15363-00	PLUG, OIL PLOT, HUILE	1	
49	93210-24M79	O-RING JOINT TORIQUE	1	
50	94701-00282	PLUG, SPARK (NGK CR6HS) BOUGIE (NGK CR6HS)	2	UR F9.9B
	94701-00300	PLUG, SPARK (NGK CR5HS) BOUGIE	2	UR F8B
51	6E5-24378-00	PIPE, JOINT 4 DURITE, RACCORDEMENT 4	1	FOR BODEN SEA
52	90445-11M38	HOSE DURITE	2	FOR BODEN SEA
53	6G8-24378-00	PIPE, JOINT 4 DURITE, RACCORDEMENT 4	1	FOR BODEN SEA



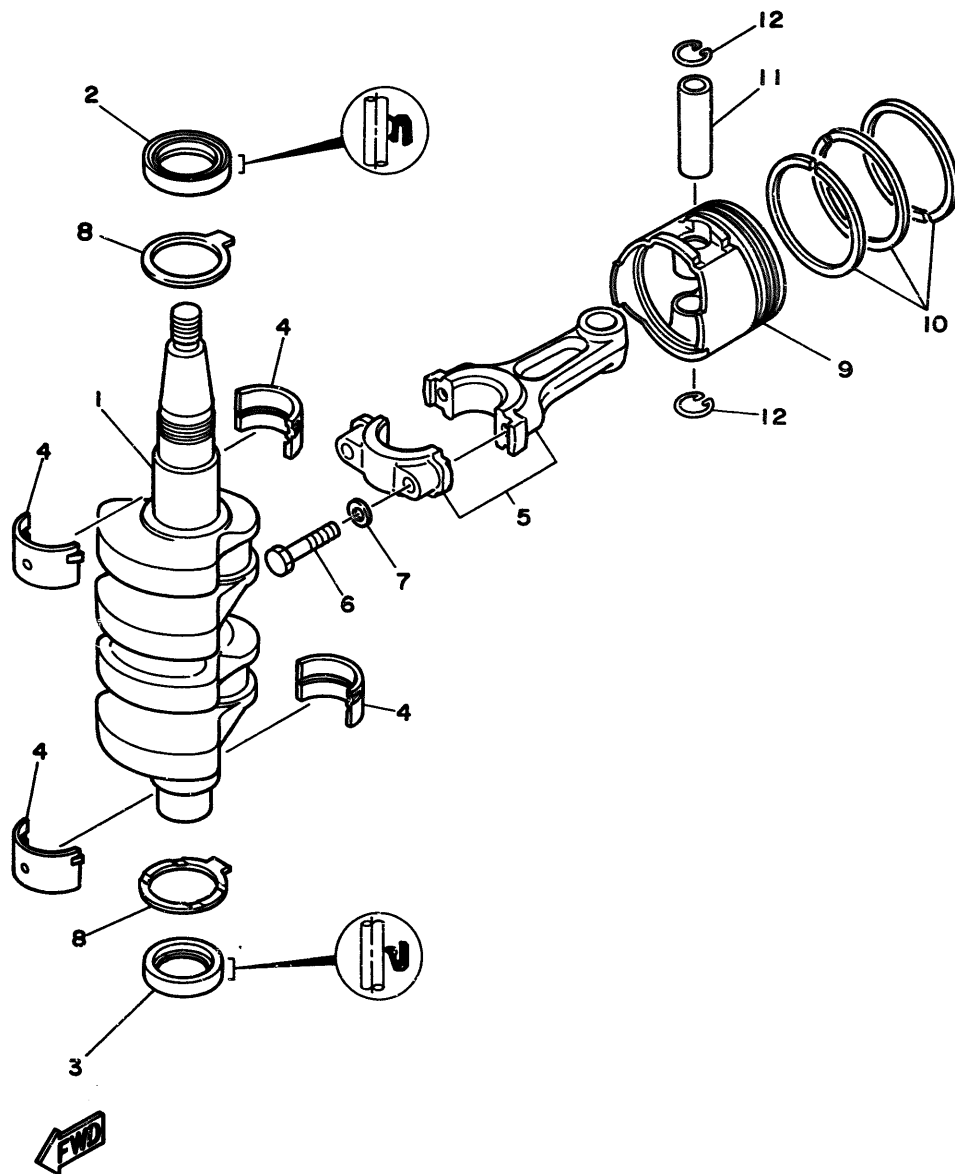


FIG. 2 CRANKSHAFT. PISTON

VILEBREQUIN. PISTON

REF. NO.	PART NO. NO. PIECES	DESCRIPTION DESCRIPTION	Q'TY QTE	REMARKS REMARQUES
1	6G8-11411-04	CRANKSHAFT VILEBREQUIN COMPLET	1	
2	93102-30M22	OIL SEAL JOINT SPY	1	
3	93101-25M24	OIL SEAL JOINT SPY	1	
4	6G8-11416-00	PLANE BEARING, CRANKSHAFT 1 COUSSINET DE VILEBREQUIN	4 UR BROWN	
	6G8-11416-10	PLANE BEARING, CRANKSHAFT 1 COUSSINET DE VILEBREQUIN	4 UR BLACK	
	6G8-11416-20	PLANE BEARING, CRANKSHAFT 1 COUSSINET DE VILEBREQUIN	4 UR BLUE	
5	6G8-11650-03	CONNECTING ROD ASSY BIELLE COMPLETE	2	
6	6G8-11654-00	BOLT, CONNECTING ROD BOULON, BIELLE	4	
7	90201-06M00	WASHER, PLATE RONDELLE, PLATE	4	
8	6G8-11426-00	PLANE BEARING, CRANKSHAFT 1 COUSSINET, VILEBREQUIN 1	2	
9	6G8-11631-03-96	PISTON (STD)	2	
	6G8-11635-03	PISTON (0.25MM O/S)	2 AP	
	6G8-11636-03	PISTON (0.50MM O/S)	2 AP	
10	6G8-11610-02	PISTON RING SET (STD) JEU DE SEGMENTS (STD)	2	
	6G8-11610-12	PISTON RING SET (0.25MM O/S) JEU DE SEGMENTS (0.25MM O/S)	2 AP	
	6G8-11610-22	PISTON RING SET (0.50MM O/S) JEU DE SEGMENTS (0.50MM O/S)	2 AP	
11	634-11633-00	PIN, PISTON AXE, PISTON	2	
12	93450-15023	CIRCLIP CIRCLIP	4	

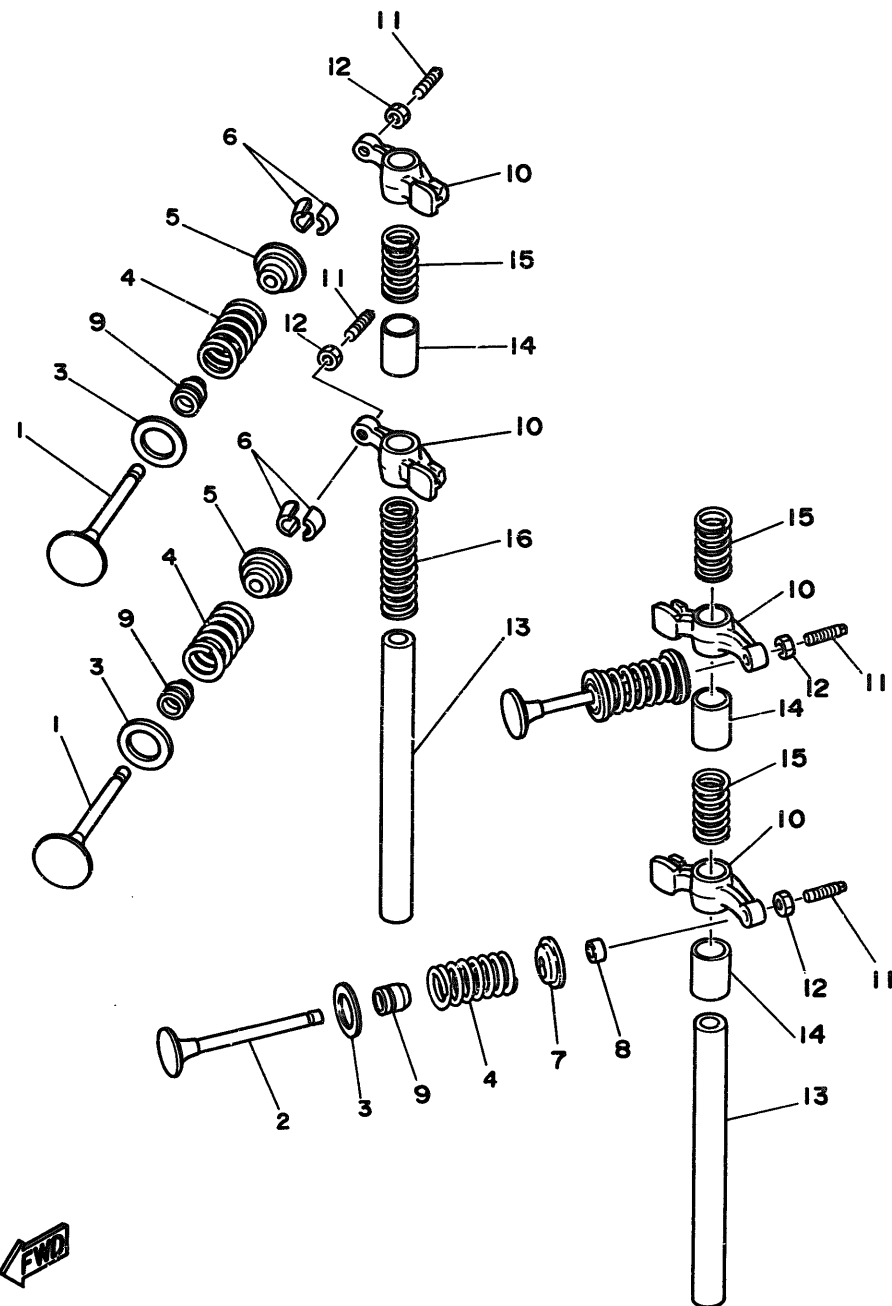


FIG. 3 VALVE

SOUPAPE

REF. NO.	PART NO. NO. PIECES	DESCRIPTION DESCRIPTION	Q'TY QTE	REMARKS REMARQUES
1	6G8-12111-00	VALVE, INTAKE	2	
2	6G8-12121-01	SOUPAPE, ADMISSION		
		VALVE, EXHAUST	2	
3	6G8-12116-00	SOUPAPE, ECHAPPEMENT		
		SEAT, VALVE SPRING	4	
4	6G8-12113-00	SIEGE, RESSORT DE SOUPAPE		
		SPRING, VALVE INNER	4	
5	6G8-12117-00	RESSORT DE SOUPAPE, INTERNE		
		RETAINER, VALVE SPRING	2	
6	30X-12118-00	BUTEE DE RESSORT DE SOUPAPA		
		COTTER, VALVE	4	
7	6G8-12117-10	FRAISE, SOUPAPE		
		RETAINER, VALVE SPRING	2	
8	6G8-12153-00	BUTEE DE RESSORT DE SOUPAPA		
		LIFTER, VALVE	2	
9	51Y-12119-00	LEVE-SOUPAPE		
		SEAL, VALVE STEM	4	
10	6G8-12151-00	JOINT, QUEUE DE SOUPAPE		
		ARM, VALVE ROCKER	4	
11	6G8-12159-00	CULBUTEUR		
		SCREW, VALVE ADJUSTING	4	
12	6G8-12158-00	VIS, REGLAGE DE SOUPAPE		
		NUT, LOCK	4	
13	6G8-12146-00	CONTRE-ECROU		
		SHAFT, ROCKER	2	
14	90387-13M56	AXE, CULBUTEUR		
		COLLAR	3	
15	90501-12M40	COLLERETTE		
		SPRING, COMPRESSION	3	
16	90501-12M41	RESSORT, COMPRESSION		
		SPRING, COMPRESSION	1	
		RESSORT, COMPRESSION		

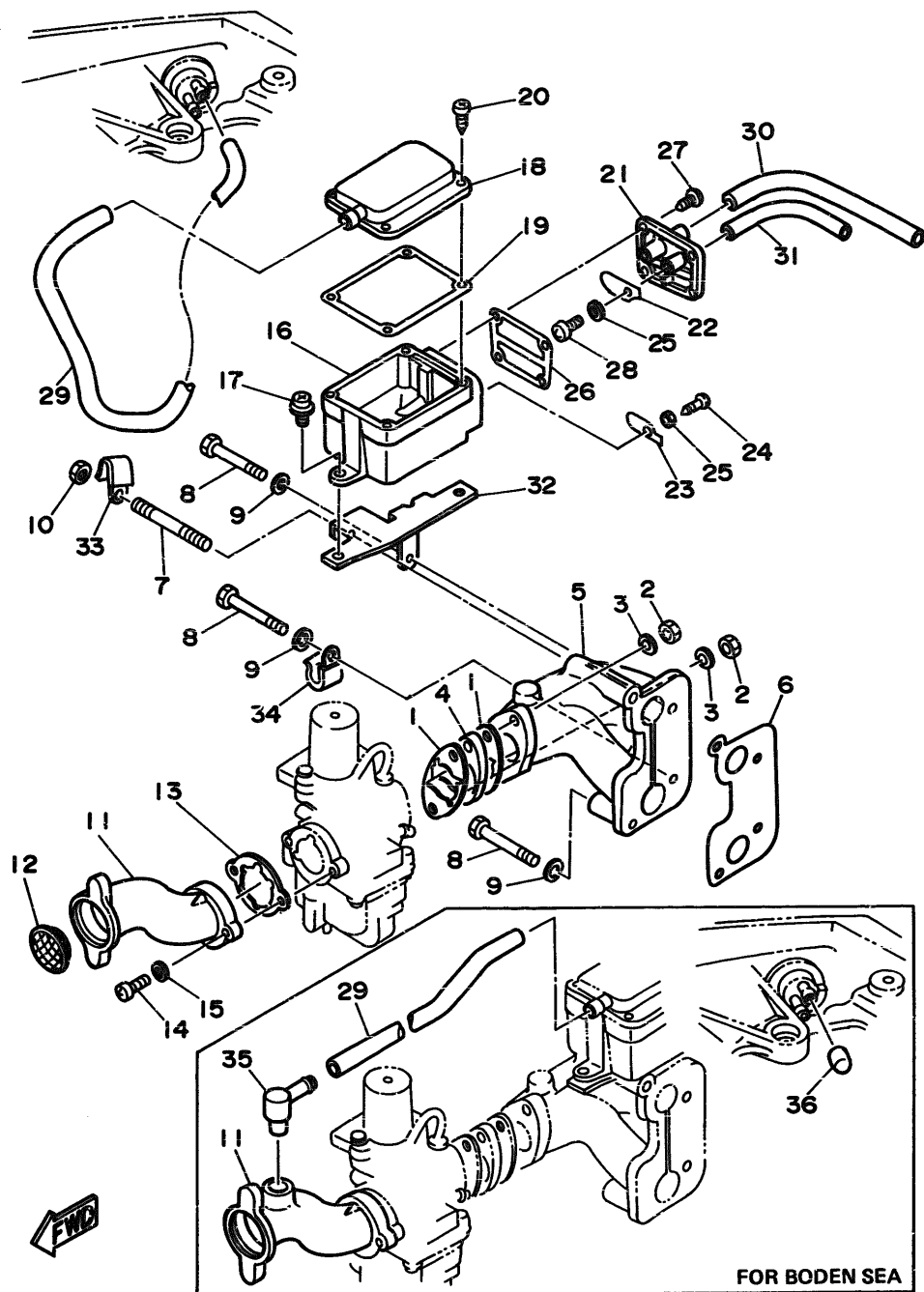


FIG. 4 INTAKE

ADMISSION

REF. NO.	PART NO. NO. PIECES	DESCRIPTION DESCRIPTION	Q'TY QTE	REMARKS REMARQUES
1	6G8-13646-A0	GASKET, MANIFOLD 2	2	
2	95380-06700	JOINT, TUBULURE 2	2	
3	92990-06600	NUT	2	
4	6G8-13647-00	ECROU	2	
5	6G8-13641-01-94	WASHER, PLATE	2	
6	6G8-13645-00	RONDELLE, PLATE	2	
7	90116-06M15	GASKET, MANIFOLD 3	1	
8	97095-06045	JOINT, TUBULURE 3	1	
9	92990-06600	MANIFOLD 1	1	
10	95380-06700	TUBULURE 1	1	
11	6G8-14479-02-94	GASKET, MANIFOLD 1	1	
12	6G8-14479-01-94	JOINT, TUBULURE 1	1	
13	6G8-14479-10-94	BOLT, STUD	1	
14	6G8-14478-00	GOUJON	1	
15	6G8-14198-A0	BOULON	3	
16	98580-05016	WASHER, PLATE	3	
17	92990-05600	RONDELLE, PLATE	3	
18	6G8-15358-00	NUT	1	
19	90159-06M05	ECROU	1	
20	6G8-15368-00-94	FUNNEL	1	UR STD
21	6G8-15369-00	AILLE	1	UR STD
22	6G8-15371-00-94	FUNNEL	1	UR FOR BODEN SEA
23	6G8-15371-00-94	AILLE	1	
24	6G8-15371-00-94	FUNNEL	1	
25	6G8-15371-00-94	AILLE	1	
26	6G8-15371-00-94	FUNNEL	1	
27	6G8-15371-00-94	AILLE	1	
28	6G8-15371-00-94	FUNNEL	1	
29	6G8-15371-00-94	AILLE	1	
30	6G8-15371-00-94	FUNNEL	1	
31	6G8-15371-00-94	AILLE	1	
32	6G8-15371-00-94	FUNNEL	1	
33	6G8-15371-00-94	AILLE	1	
34	6G8-15371-00-94	FUNNEL	1	
35	6G8-15371-00-94	AILLE	1	
36	6G8-15371-00-94	FUNNEL	1	

F8BM	S:000310~	E S:100219~	EM S:200128~
	L:301186~	L:400678~	L:500536~
F9.9BM	S:008688~	E S:101033~	EM S:200245~
	L:306102~	L:401528~	L:500269~
F8BM	S: -	E S:~100218	EM S:~200127
	L:~301185	L:~400677	L:~500535
F9.9BM	S:~008687	E S:~101032	EM S:~200244
	L:~306101	L:~401527	L:~500268

B4



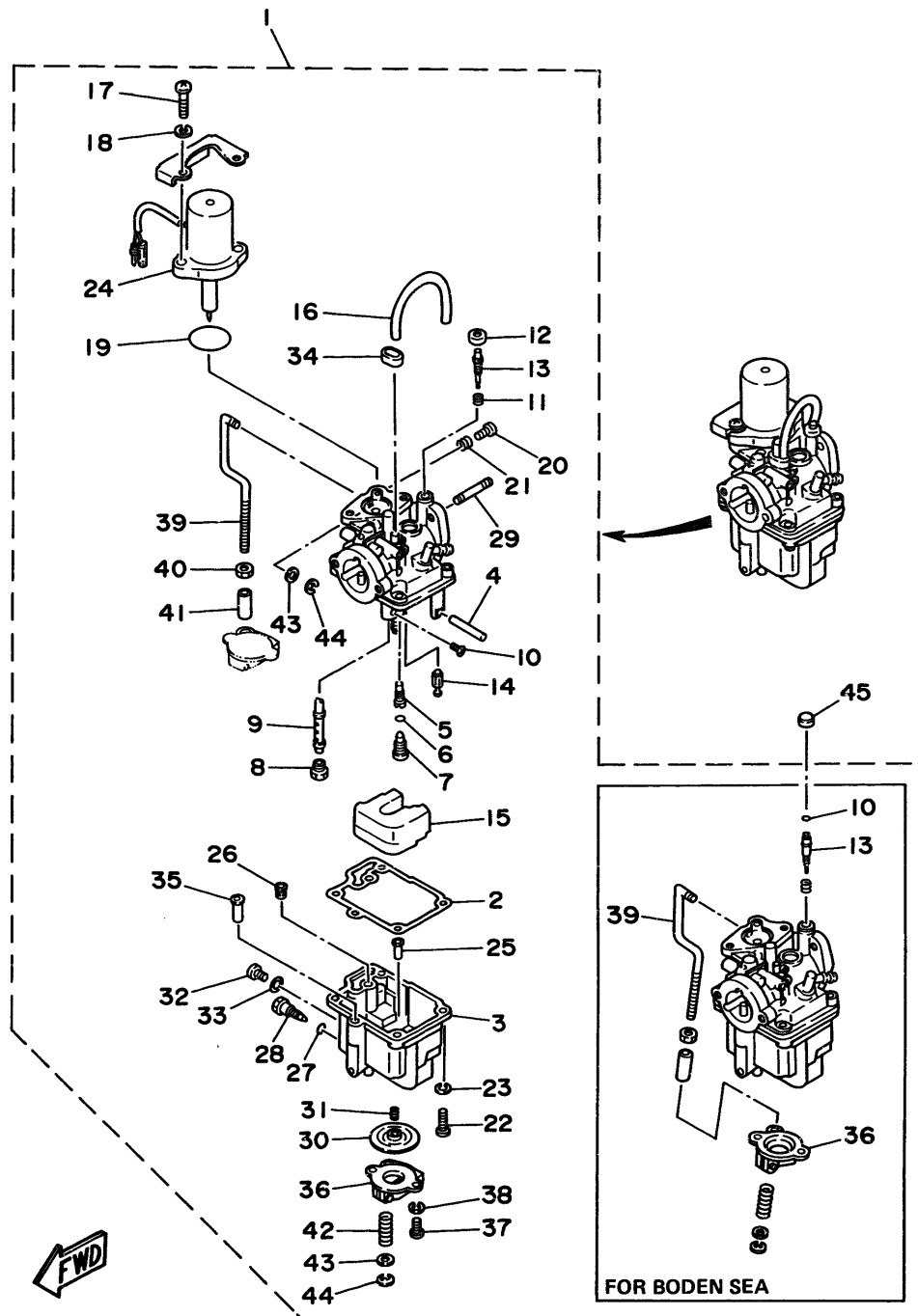


FIG. 5 CARBURETOR

CARBURETEUR

REF. NO.	PART NO. NO. PIECES	DESCRIPTION DESCRIPTION	Q'TY QTE	REMARKS REMARQUES
1	6G9-14301-05	CARBURETOR ASSY 1 (F9.9B)	1	UR STD
	6G9-14301-10	CARBURETEUR COMPLET 1 (F9.9B)	1	UR FOR BODEN SEA
	6J7-14301-06	CARBURETOR ASSY 1 (F8B)	1	UR STD
	6J7-14301-10	CARBURETEUR COMPLET 1 (F8B)	1	UR FOR BODEN SEA
2	6G8-14384-01	.GASKET, FLOAT CHAMBER	1	
3	6G8-14381-02	.JOINT, CUVE DE FLOTTEUR	1	
4	647-14386-10	.BODY, FLOAT CHAMBER	1	
5	6G8-14342-24	.CORPS, CUVE DE FLOTTEUR	1	
	6G8-14342-22	.PIN, FLOAT	1	
6	654-14198-00	.AXE, FLOTTEUR	1	
7	6G8-14345-00	.JET, PILOT (# 48)(F9.9B)	1	UR
8	648-14343-43	.GICLEUR, RALENTI (# 48)(F9.9B)	1	UR
	648-14343-42	.JET, PILOT (# 44)(F8B)	1	
	648-14343-41	.GICLEUR, RALENTI (# 44)(F8B)	1	
9	6G8-14341-20	.GASKET	1	
	6G8-14341-10	.JOINT	1	
	6G8-14341-30	.PLUG, MAIN NOZZLE	1	
10	6G8-14216-00	.PLOT, GICLEUR PRINCIPAL	1	
	5H0-14397-00	.JET, MAIN (# 86)(F9.9B)	1	UR STD
11	647-14334-00	.GICLEUR, PRINCIPAL (# 86)(F9.9B)	1	UR STD
12	6G8-14997-00	.JET, MAIN (# 84)(F8B)	1	UR STD
13	6G8-14323-00	.GICLEUR, PRINCIPAL (# 84)(F8B)	1	UR FOR BODEN SEA
	6G8-14323-10	.JET, MAIN (# 82)	1	
14	6G8-14392-00	.GICLEUR, PRINCIPAL (# 82)	1	
15	6G8-14385-00	.NOZZLE, MAIN (F9.9B)	1	UR STD
16	6G8-14197-01	.PUITS D'AIGUILLE (F9.9B)	1	UR STD
17	98580-06018	.NOZZLE, MAIN (F8B)	1	UR FOR BODEN SEA
18	92995-06100	.PUITS D'AIGUILLE (F8B)	1	
		.NOZZLE, MAIN	1	
		.PUITS D'AIGUILLE	1	
		.SCREW	1	UR STD
		.VIS	1	
		.O-RING	1	UR FOR BODEN SEA
		.JOINT TORIQUE	1	
		.SPRING	1	
		.RESSORT	1	
		.SEAL	1	STD
		.DURITE	1	
		.SCREW, AIR ADJUSTING	1	UR STD
		.VIS DE DOSEUR D'AIR	1	UR FOR BODEN SEA
		.SCREW, AIR ADJUSTING	1	
		.VIS DE DOSEUR D'AIR	1	
		.VALVE, NEEDLE	1	
		.POINTEAU	1	
		.FLOAT	1	
		.FLOTTEUR	1	
		.PIPE	1	
		.DURITE	1	
		.SCREW, PAN HEAD	2	
		.VIS	2	
		.WASHER, SPRING	2	
		.RONDELLE, GROWER	2	

B6

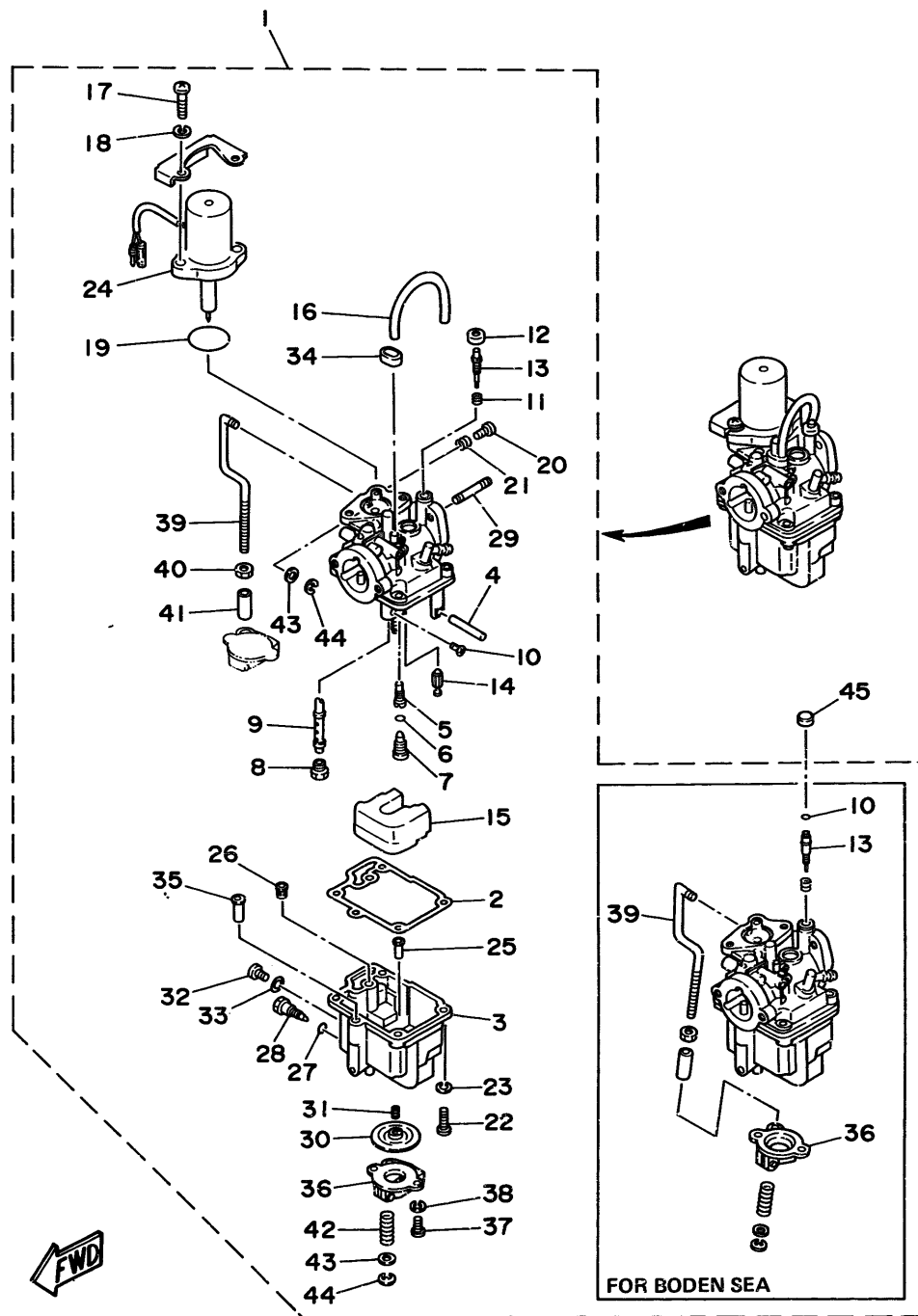


FIG. 5 CARBURETOR

## CARBURATEUR

REF. NO.	PART NO. NO. PIECES	DESCRIPTION DESCRIPTION	Q'TY QTE	REMARKS REMARQUES
19	1HV-14147-00	.O-RING	1	
20	664-14321-01	.JOINT TORIQUE		
		.SCREW, THROTTLE	1	
21	646-14212-00	.VIS, ACCELERATEUR		
		.SPRING, PILOT ADJUSTING	1	
22	98580-04016	.RESSORT, VIS DE RALENTI		
		.SCREW, PAN HEAD	4	
		.VIS		
23	92990-04100	.WASHER, SPRING	4	
		.RONDELLE, GROWER		
24	6G8-1410A-01	.STARTER SET	1	
		.JEU DE STATERS		
25	6G8-14827-00	.FILTER	1	
		.FILTRE		
26	6A4-14344-30	.JET, STARTER (# 60)	1	
		.GICLEUR, STARTER (# 60)		
27	5Y1-14397-00	.O-RING	1	
		.JOINT TORIQUE		
28	6G8-14383-00	.SCREW, DRAIN	1	
		.BOUCHON, PURGE		
29	90116-06M26	.BOLT, STUD	2	
		.GOUJON		
30	6G8-14368-00	.DIAPHRAGM ASSY 1	1	
		.DIAPHRAGME 1		
31	6G8-14275-01	.SPRING	1	
		.RESSORT		
32	97890-05006	.SCREW, PAN HEAD	1	
		.VIS, CRUCIFORME		
33	646-14198-01	.GASKET	1	
		.JOINT		
34	6G8-14349-00	.PIPE	1	
		.DURITE		
35	6G8-14217-00	.VALVE, CHOKE	1	
		.CLAPET DE STARTER		
36	6G8-14293-03	.COVER 1	1	UR STD
		.COUVERCLE 1		
	6G8-14293-10	.COVER 1	1	UR FOR BODEN SEA
		.COUVERCLE 1		
37	98580-04010	.SCREW, PAN HEAD	2	
		.VIS		
38	92990-04100	.WASHER, SPRING	2	
		.RONDELLE, GROWER		
39	6G8-14379-00	.ROD, STARTER	1	UR STD
		.TRINGLE, STARTER		
	6G8-14379-10	.ROD, STARTER	1	UR FOR BODEN SEA
		.TRINGLE, STARTER		
40	98813-03100	.NUT	1	
		.ECROU		
41	6G8-14229-00	.SHAFT, CHOKE	1	
		.AXE, STARTER		
42	6G8-14286-01	.SPRING	1	
		.RESSORT		
43	6G8-14357-00	.WASHER, PLAIN	2	
		.RONDELLE PLATE		
44	389-14137-00	.CLIP	2	
		.JONC		

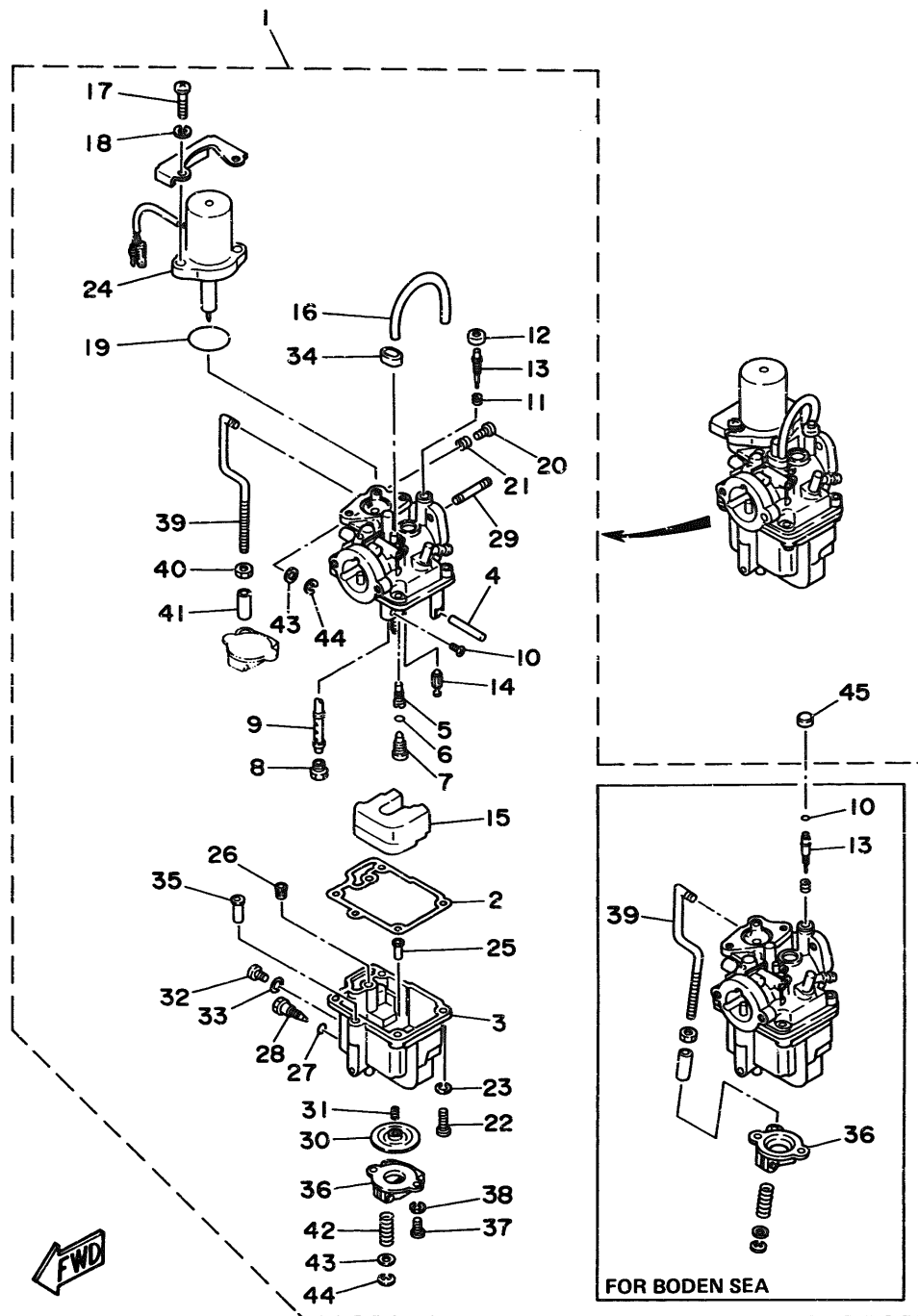


FIG. 5 CARBURETOR

CARBURATEUR

REF. NO.	PART NO. NO. PIECES	DESCRIPTION DESCRIPTION	Q'TY QTE	REMARKS REMARQUES
45	6G8-14457-00	SEAL JOINT	1	FOR BODEN SEA

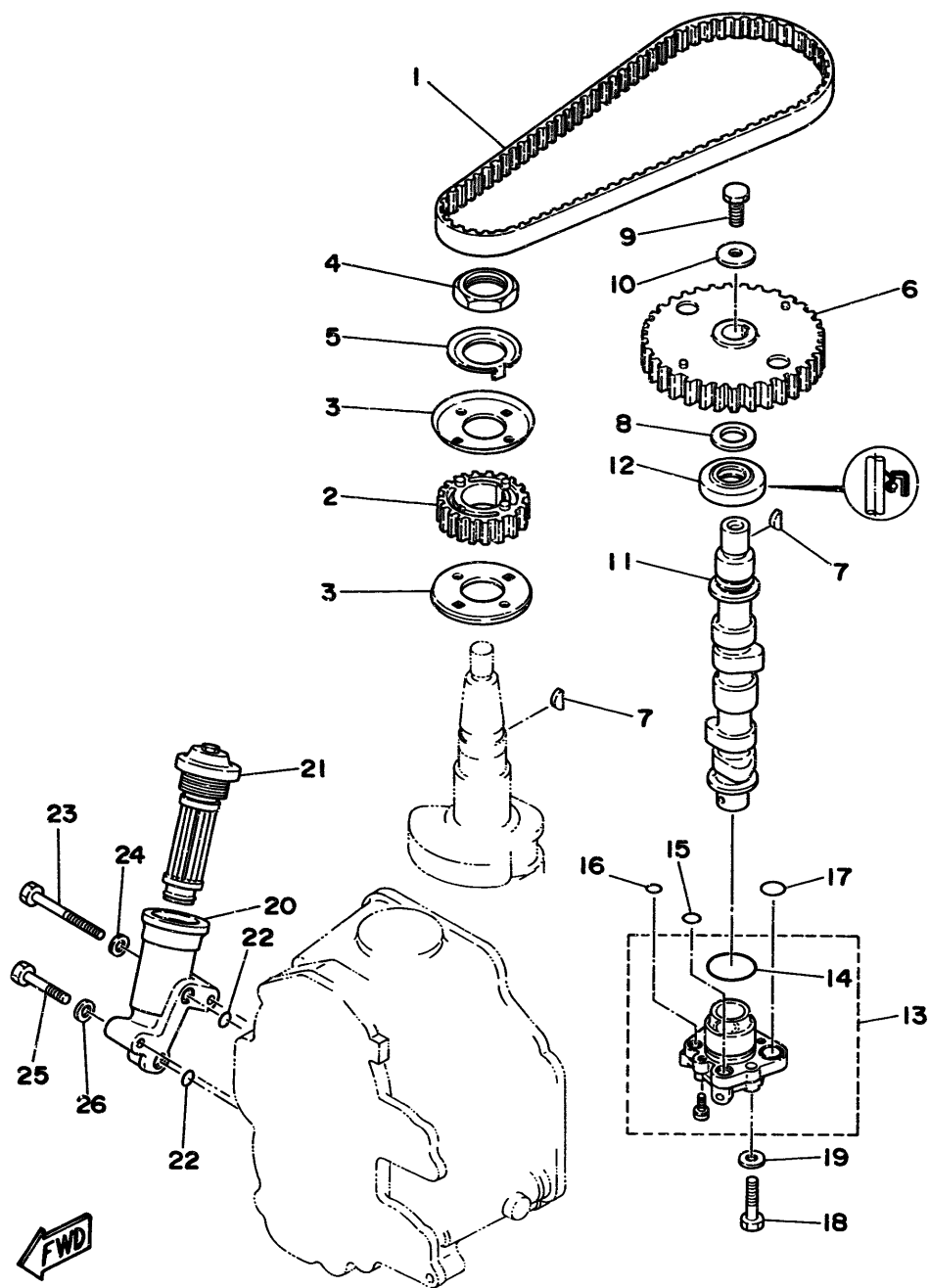


FIG. 6 OIL PUMP

POMPE A HUILE

REF. NO.	PART NO. NO. PIECES	DESCRIPTION DESCRIPTION	Q'TY QTE	REMARKS REMARQUES
1	6G8-46241-00	V-BELT COURROIE TRAPEZOIDALE	1	
2	6G8-11536-00-94	GEAR, DRIVE PIGNON SECONDAIRE	1	
3	6G8-11557-00	WASHER 1 RONDELLE 1	2	
4	90170-24M09	NUT ECROU	1	
5	6G8-11587-00	WASHER, LOCK RONDELLE, FREIN	1	
6	6G8-11537-00-94	GEAR, DRIVEN PIGNON SECONDAIRE	1	
7	90280-03M01	KEY, WOODRUFF CLAVETTE, DEMI-LUNE	2	
8	90201-13201	WASHER, PLATE RONDELLE, PLATE	1	
9	97095-06016	BOLT BOULON	1	
10	90201-06M94	WASHER, PLATE RONDELLE, PLATE	1	
11	6G8-12171-00	CAMSHAFT 1 ARBRE A CAMES 1	1	
12	93102-18M21	OIL SEAL JOINT SPY	1	
13	6G8-13300-02	OIL PUMP ASSY POMPE A HUILE COMPLET	1	
14	93210-27ME3	.O-RING .JOINT TORIQUE	1	
15	93210-10M61	O-RING JOINT TORIQUE	1	
16	93210-09M01	O-RING JOINT TORIQUE	1	
17	93210-13M63	O-RING JOINT TORIQUE	2	
18	97095-06025	BOLT BOULON	3	
19	92990-06600	WASHER, PLATE RONDELLE, PLATE	3	
20	6G8-13442-00-94	HOUSING, OIL FILTER LOGEMENT, FILTRE A HUILE	1	
21	6G8-13440-00	ELEMENT ASSY, OIL CLEANER ELEMENT, FILTRE A HUILE	1	
22	93210-09M01	O-RING JOINT TORIQUE	2	
23	97313-06050	BOLT BOULON	1	
24	92990-06600	WASHER, PLATE RONDELLE, PLATE	1	
25	97095-06030	BOLT BOULON	1	
26	92990-06600	WASHER, PLATE RONDELLE, PLATE	1	



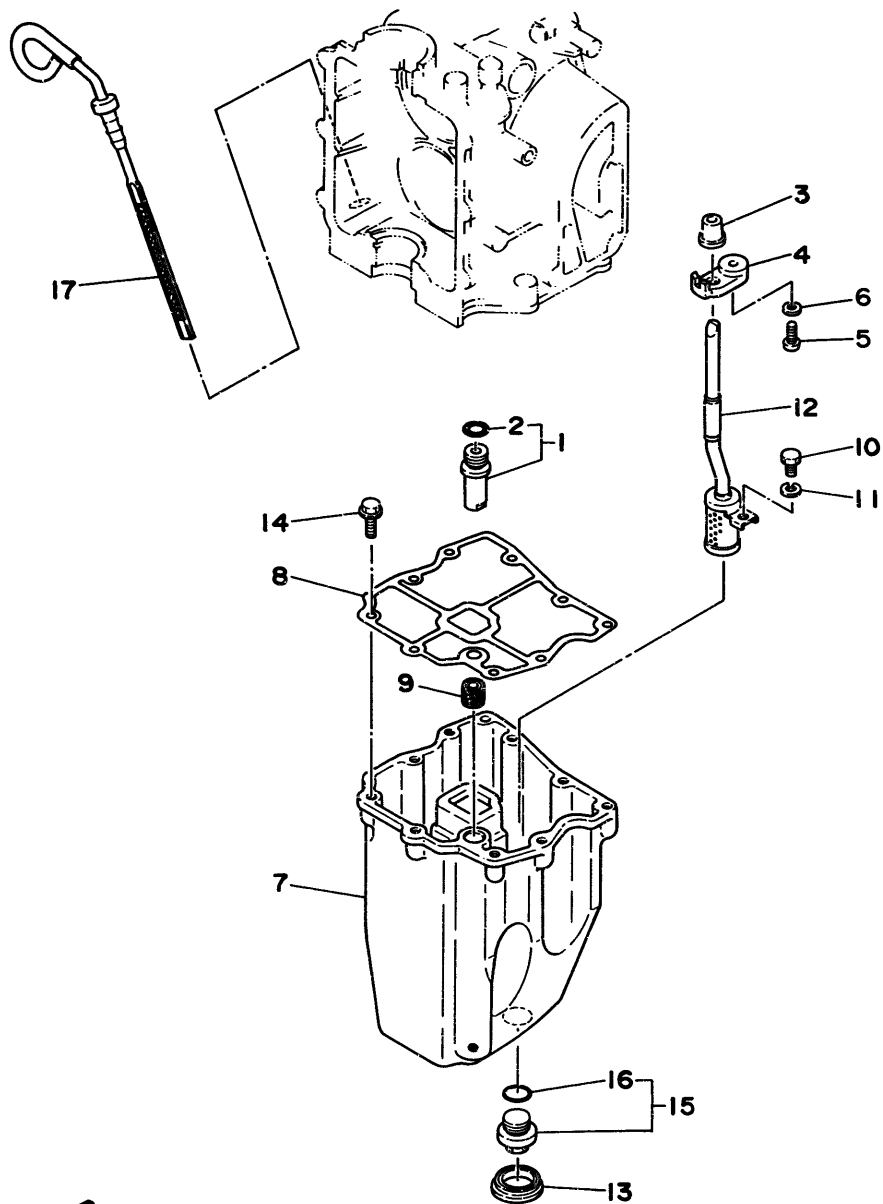


FIG. 7 OIL PAN

VENTILATEUR D'HUILE

REF. NO.	PART NO. NO. PIECES	DESCRIPTION DESCRIPTION	Q'TY QTE	REMARKS REMARQUES
1	6G8-11575-00	RELIEF VALVE ASS'Y SOUPAPE DE RENTREE D'AIR	1	
2	93210-12M62	.O-RING .JOINT TORIQUE	1	
3	6G8-15379-00	SEAL, CRANKCASE JOINT SPY DE CARTER DE MOTEUR	1	
4	6G8-13487-00	GUIDE, OIL HOSE GUIDE DE DURITE A HUILE	1	
5	98580-05012	SCREW, PAN HEAD VIS	1	
6	92990-05600	WASHER, PLATE RONDELLE, PLATE	1	
7	6G8-15311-02-00	OIL PAN VENTILATEUR D'HUILE	1	
8	6G8-15312-A1	GASKET, OIL PAN JOINT DE VENTILATEUR D'HUILE	1	
9	6G8-45127-00	SEAL JOINT	1	
10	97313-06010	BOLT BOULON	1	
11	92995-06100	WASHER, SPRING RONDELLE, GROWER	1	
12	6G8-13421-00	STRAINER 2 FILTRE 2	1	
13	6G8-15316-00	DAMPER, ENGINE MOUNT 1 AMORTISSEUR DE SUPPORT	1	
14	90105-06M33	BOLT, WASHER BASED BOULON, AVEC RONDELLE	9	
15	6G8-13471-00	PLUG, DRAIN PLOT, VIDANGE	1	
16	93210-16M64	.O-RING .JOINT TORIQUE	1	
17	6G8-15362-04	PLUG, OIL LEVEL PLOT, NIVEAU D'HUILE	1	

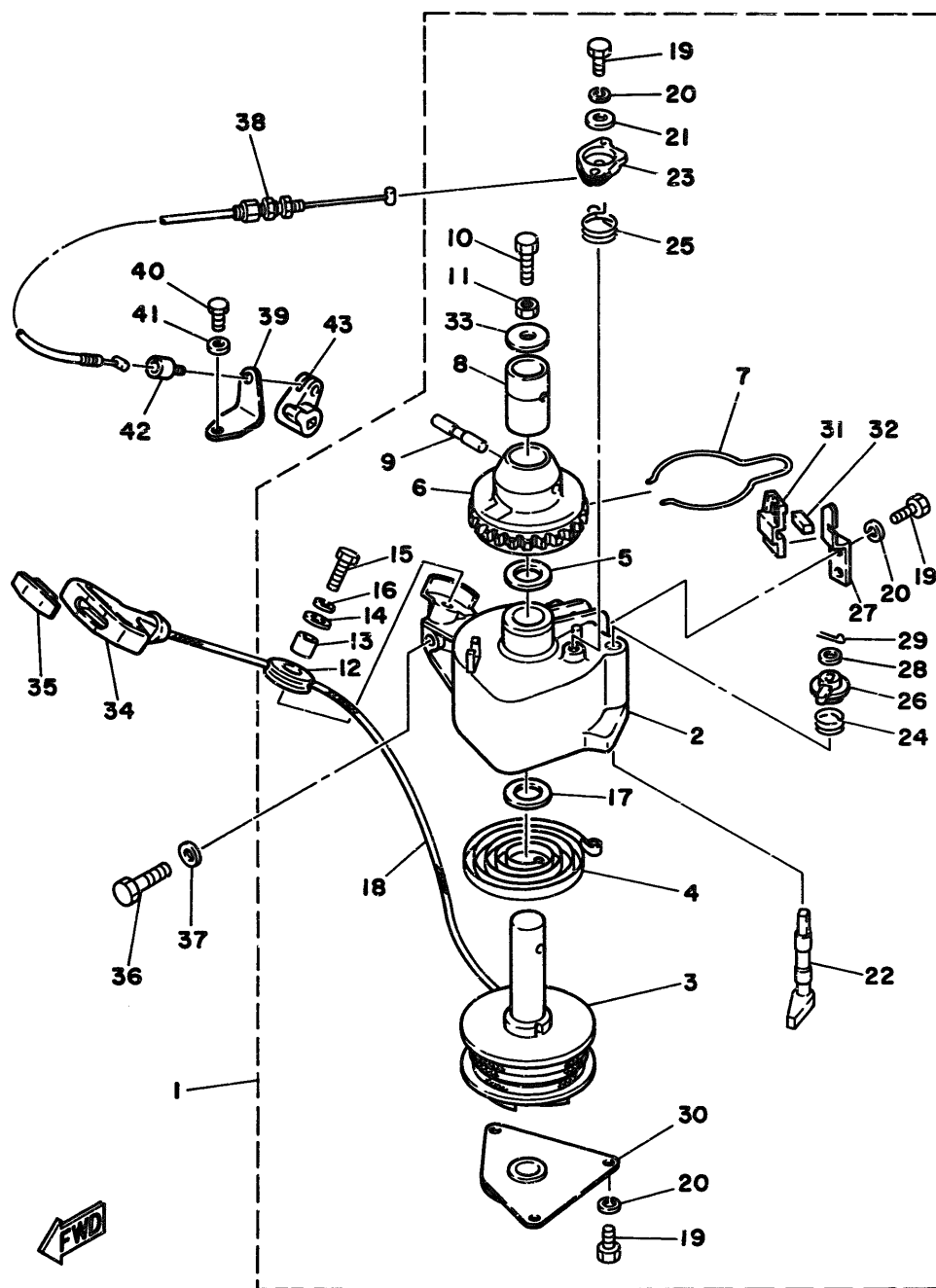


FIG. 8 STARTER

DEMARREUR

REF. NO.	PART NO. NO. PIECES	DESCRIPTION DESCRIPTION	Q'TY QTE	REMARKS REMARQUES
1	6G8-15710-10	STARTER ASSY DEMARREUR COMPLET	1	
2	6G8-15711-00	.CASE, STARTER .CARTER DE DEMARREUR	1	
3	6G8-15714-00	.DRUM, SHEAVE .TAMBOUR, POULIE	1	
4	6G8-15713-00	.SPRING, STARTER .RESSORT DE DEMARREUR	1	
5	6G8-15719-00	.WASHER, THRUST .RONDELLE, DE BUTEE	1	
6	6G8-15723-00	.PULLEY, STARTER .POULIE DE DEMARREUR	1	
7	6G8-15715-00	.SPRING, DRIVE PLATE .RESSORT, PLAQUE D'ENTRAINEMT	1	
8	6G8-15754-00	.BUSH 2 .BAGUE 2	1	
9	6G8-15727-00	.PIN .AXE	1	
10	6G8-15768-00	.BOLT .BOULON	1	
11	95303-08700	.NUT .ECROU	1	
12	6F5-15752-00	.ROLLER, WIRE .GALET, CABLE	1	
13	6F5-15753-00	.BUSH .CHARBON	1	
14	6F5-15791-00	.WASHER, LOCK .RONDELLE-FREIN	1	
15	97315-06025	.BOLT .BOULON, HEXAGONAL	1	
16	92995-06100	.WASHER, SPRING .RONDELLE, GROWER	1	
17	6G8-15739-00	.WASHER, THRUST .RONDELLE, DE BUTEE	1	
18	*	.WIRE (L1850) .CABLE (L1850)	1	
19	97313-05012	.BOLT .BOULON	6	
20	92990-05100	.WASHER, SPRING .RONDELLE, GROWER	6	
21	6G8-15726-00	.WASHER, FLAT .RONDELLE, PLATE	1	
22	6G8-15794-00	.STOPPER .BUTEE	1	
23	6G8-15746-00	.ARM .BRAS	1	
24	6G8-15767-00	.SPRING .RESSORT	1	
25	6G8-15734-00	.SPRING, RETURN .RESSORT, RAPPEL	1	

\* CUT FROM 50M ROLLS, PARTS NO. 90890-44373, CUTTING LENGTH 1.85M.

\* A PRELEVER SUR BOBINE 50M, REFERENCE 90890-44373, LONGUEUR DE COUPE 1.85M.

C4

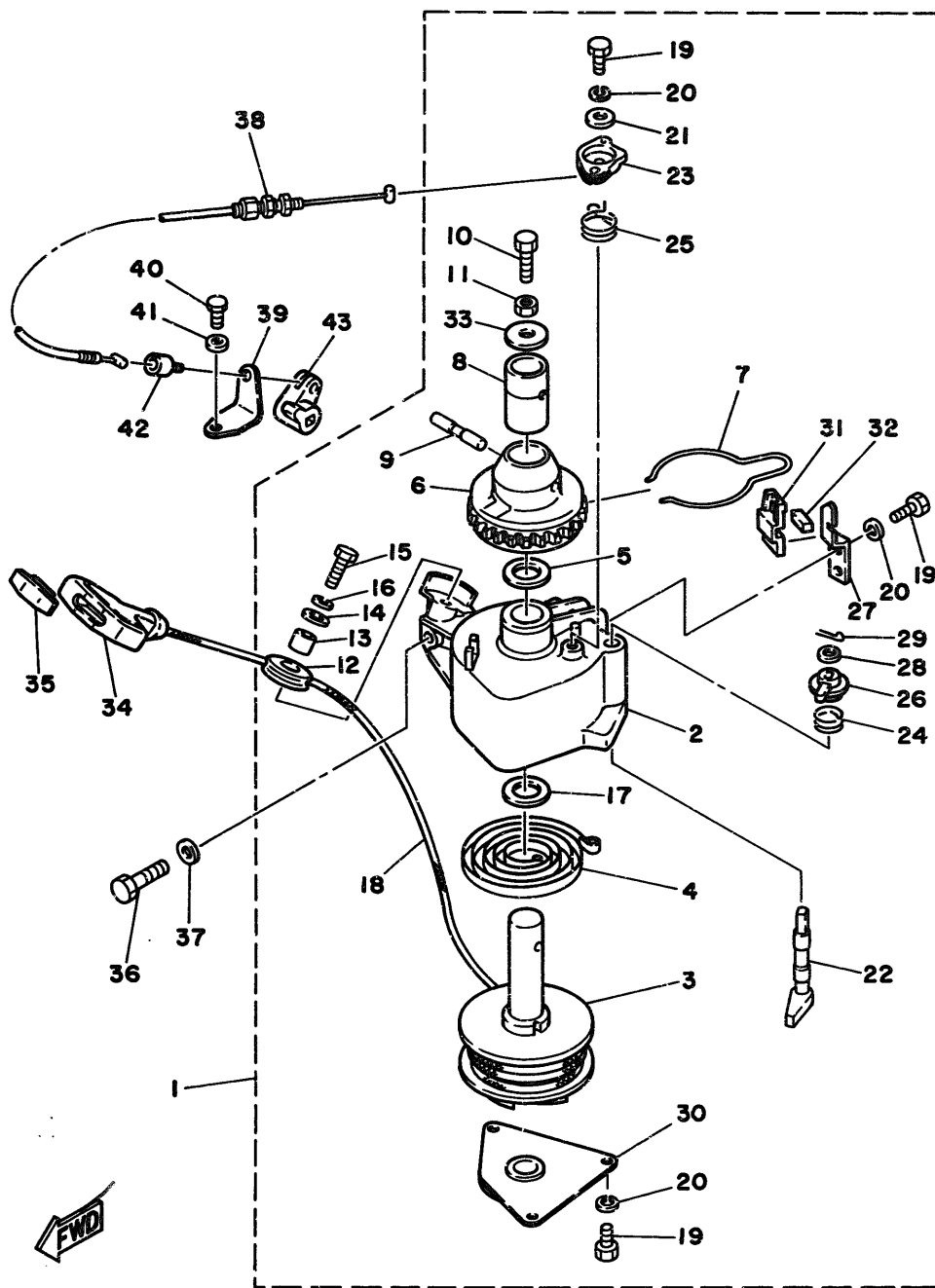


FIG. 8 STARTER

DEMARREUR

REF. NO.	PART NO. NO. PIECES	DESCRIPTION DESCRIPTION	Q'TY QTE	REMARKS REMARQUES
26	6G8-15747-00	.LINK .BIELLETTE	1	
27	6G8-15716-00	.PLATE, DRIVE .PLAQUE, ENTRAINEMENT	1	
28	92990-06200	.WASHER, PLAIN .RONDELLE, PLATE	1	
29	91490-16015	.PIN, COTTER .GOUPILLE	1	
30	6G8-15712-00	.COVER, STARTER CASE .COUVERCLE, CARTER DEMARREUR	1	
31	6G8-15779-00	.COVER .COUVERCLE	1	
32	6G8-15789-00	.DAMPER .AMORTISSEUR	1	
33	6G8-15742-00	.WASHER, DRIVE PAWL .RONDELLE, CLIQUET	1	
34	6G1-15755-00	HANDLE, STARTER POIGNEE, DE DEMARREUR	1	
35	689-15779-01	COVER COUVERCLE	1	
36	97313-08030	BOLT BOULON	3	
37	92990-08600	WASHER, PLATE RONDELLE, PLATE	3	
38	6G8-15770-00	CABLE COMP., STARTER STOP CABLE, BUTEE DE DEMAR	1	
39	6G8-15771-00	STAY 1 SUPPORT 1	1	
40	97095-06012	BOLT BOULON	1	
41	92990-06600	WASHER, PLATE RONDELLE, PLATE	1	
42	6G8-15772-00	STAY 2 SUPPORT 2	1	
43	6G8-44125-00	LEVER, SHIFT ROD LEVIER, TIGE D'INVERSION	1	

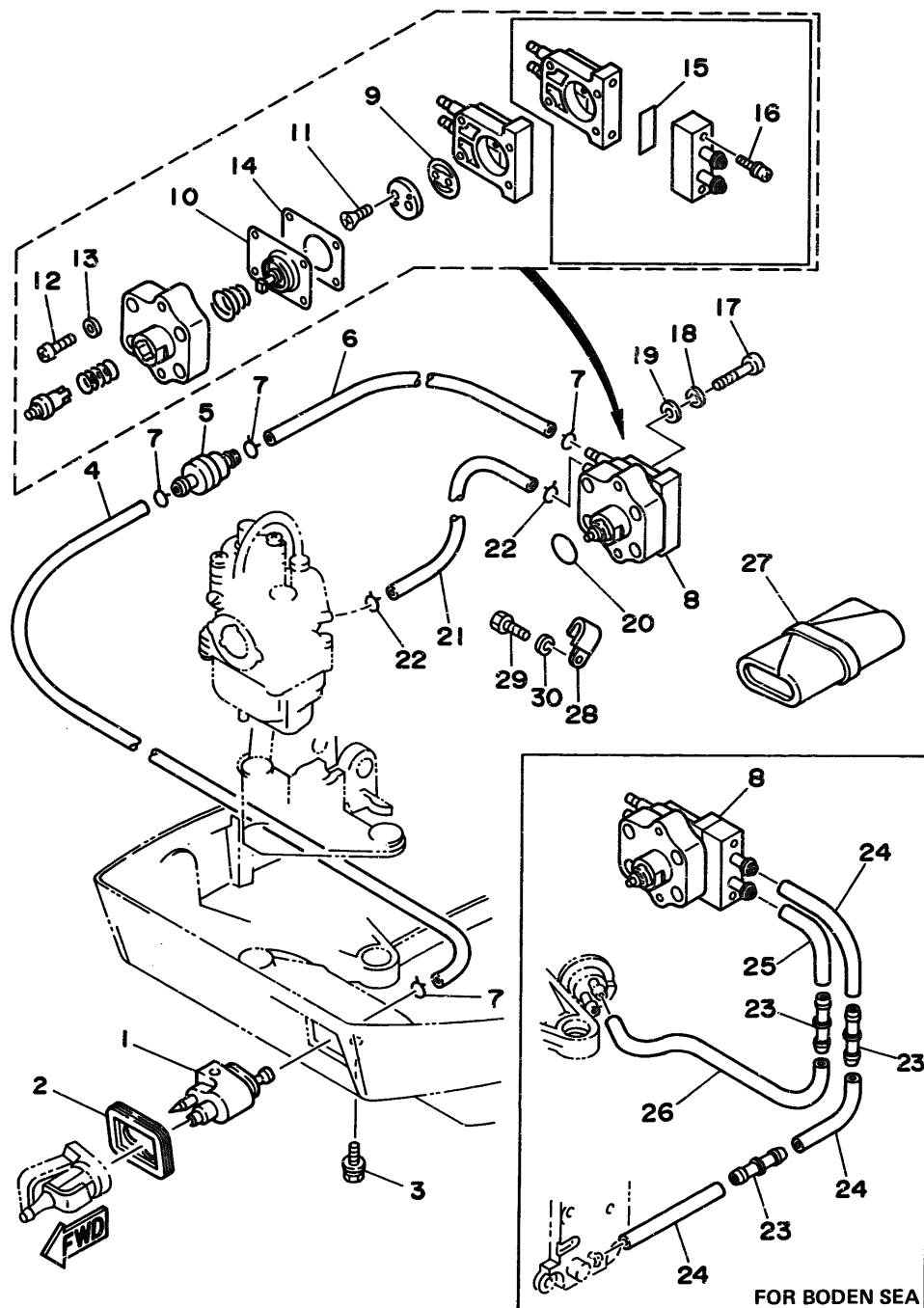


FIG. 9 FUEL

CARBURANT

REF. NO.	PART NO. NO. PIECES	DESCRIPTION DESCRIPTION	Q'TY QTE	REMARKS REMARQUES
1	6G1-24304-02	FUEL PIPE JOINT COMP. 1 DURITE RACCORDEMT. A ESSENCE	1	
2	6G8-24329-00	SEAL JOINT	1	
3	97595-06520	BOLT, WITH WASHER BOULON, AVEC RONDELLE	1	
4	6G8-24311-00	PIPE, FUEL 1 DURITE A ESSENCE	1	
5	646-24251-02	STRAINER 1 FILTRE 1	1	
6	90445-09065	HOSE DURITE	1	
7	90467-08004	CLIP JONC	4	
▶ 8	6G8-24410-03	FUEL PUMP ASSY POMPE A ESSENCE	1	UR STD
◀	6G8-24410-02	FUEL PUMP ASSY POMPE A ESSENCE	1	UR STD
	6G8-24410-E0	FUEL PUMP ASSY POMPE A ESSENCE	1	UR FOR BODEN SEA
9	6G8-24421-00	.VALVE, CHECK .SOUPAPE, RETENUE	1	
10	6G8-24411-02	.DIAPHRAGM .DIAPHRAGME	1	
11	98780-03008	.SCREW, FLAT HEAD .VIS A TETE FRAISEE	2	
12	98503-04014	.SCREW, PAN HEAD .VIS	4	
13	92990-04200	.WASHER, PLAIN .RONDELLE, PLATE	4	
14	6G8-24471-00	.DIAPHRAGM .DIAPHRAGME	1	
15	6G8-24329-00	.SEAL .JOINT	1	FOR BODEN SEA
16	677-24444-01	.SCREW .VIS	2	FOR BODEN SEA
17	98580-06025	SCREW, PAN HEAD VIS	2	
18	92995-06100	WASHER, SPRING RONDELLE, GROWER	2	
19	92990-06600	WASHER, PLATE RONDELLE, PLATE	2	
20	93210-20M65	O-RING JOINT TORIQUE	1	
▶ 21	90445-09105	HOSE DURITE	1	

▶	F8BM S:000310~ L:301186~	E S:100219~ L:400678~	EM S:200128~ L:500536~
	F9.9BM S:008688~ L:306102~	E S:101033~ L:401528~	EM S:200245~ L:500269~
◀	F8BM S: - L:~301186	E S:~100218 L:~400677	EM S:~200127 L:~500535
	F9.9BM S:~008687 L:~306101	E S:~101032 L:~401527	EM S:~200244 L:~500268

C6



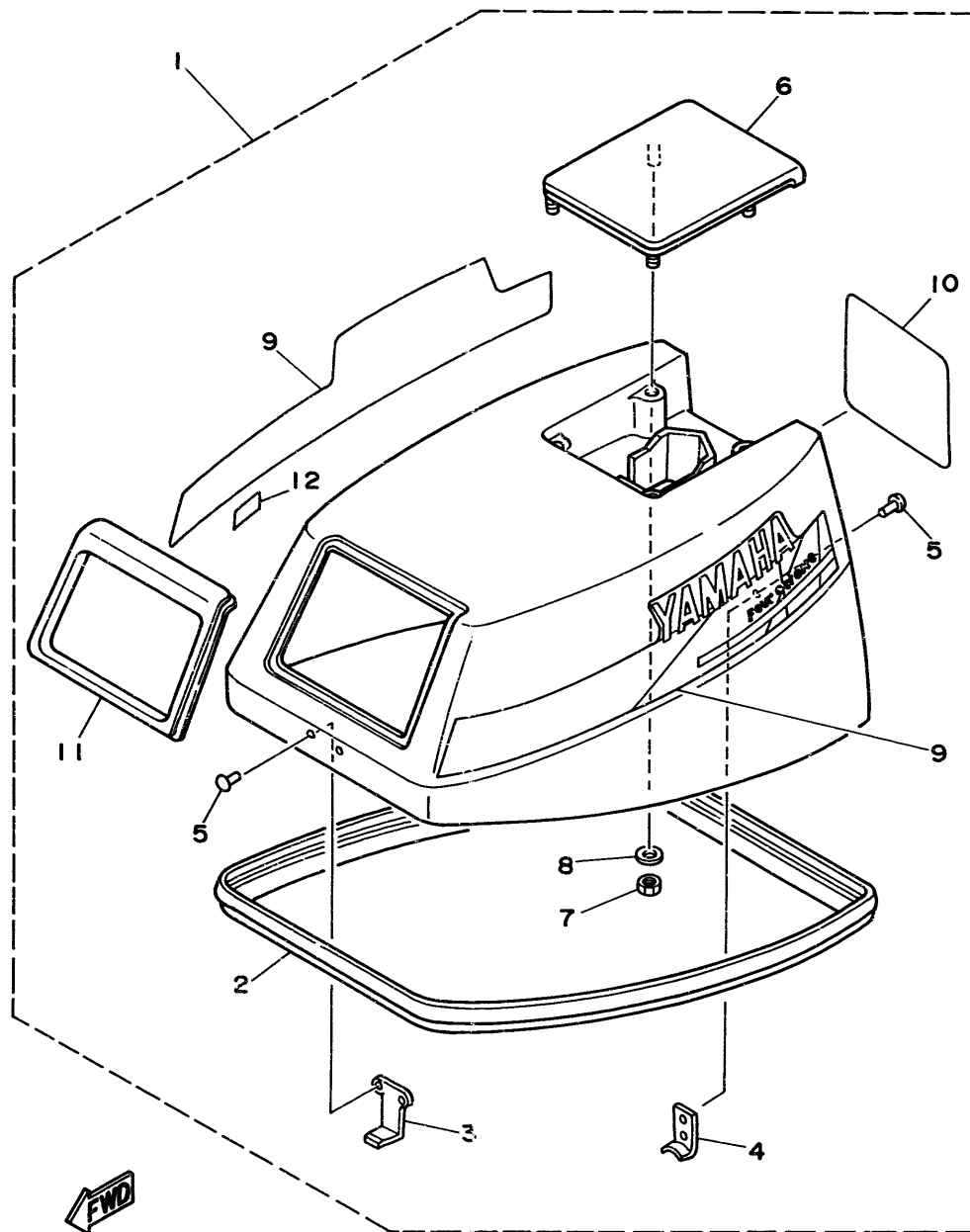


FIG. 10 TOP COWLING

CAPOT SUPERIEUR

REF. NO.	PART NO. NO. PIECES	DESCRIPTION DESCRIPTION	Q'TY QTE	REMARKS REMARQUES
1	6G9-42610-90-4D	TOP COWLING ASSY CAPOT (ENS.)	1	UR F9.9BE
	6G9-42610-50-4D	TOP COWLING ASSY CAPOT (ENS.)	1	UR F9.9BM/F9.9BEM
	6J7-42610-90	TOP COWLING ASSY CAPOT (ENS.)	1	UR F8BE
	6J7-42610-50	TOP COWLING ASSY CAPOT (ENS.)	1	UR F8BM/F8BEM
2	6G8-42615-00	.SEAL	1	
3	6G8-42651-00	.HOOK	1	
4	6G8-42652-00	.HOOK	1	
5	90266-04M04	.RIVET	4	
6	6G8-42613-00-4D	.MOLDING, AIR DUCT .MANCHON A AIR	1	
7	95380-06700	.NUT	4	
8	92990-06200	.WASHER, PLAIN .RONDELLE, PLATE	4	
9	6G9-W0070-50	.GRAPHIC SET .JEU DIEMBLEMES	1	
10	6G9-42678-50	.GRAPHIC, REAR .ADHESIF, ARRIERE	1	UR F9.9B
	6J7-42678-50	.GRAPHIC, REAR .ADHESIF, ARRIERE	1	UR F8B
11	6G8-42628-01	.SEAL	1	
12	6E0-44191-11	.JOINT .INDICATOR, SHIFT .ETIQUETTE, EMBRAYAGE	1	F9.9BM/F9.9BEM

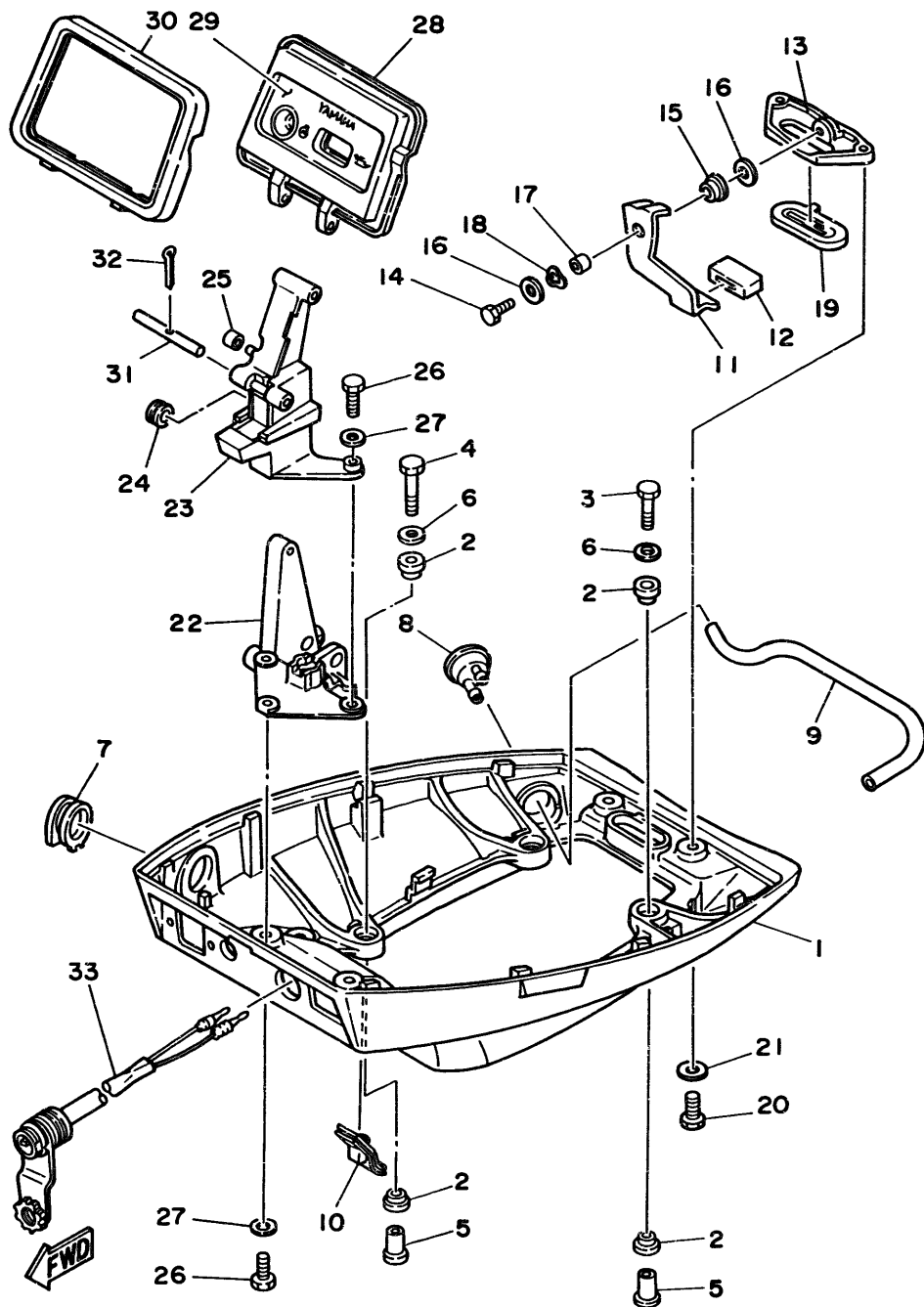


FIG. 11 BOTTOM COWLING

CAPOT INFERIEUR

REF. NO.	PART NO. NO. PIECES	DESCRIPTION DESCRIPTION	Q'TY QTE	REMARKS REMARQUES															
1	6G8-42711-01-4D	COWLING, BOTTOM CUVETTE	1																
2	90480-09M35	GROMMET RONDELLE CAOUTCHOUC	8																
3	97095-06030	BOLT BOULON	2																
4	97313-06040	BOLT BOULON	2																
5	90387-06M15	COLLAR COLLERETTE	4																
6	90201-06M31	WASHER, PLATE RONDELLE, PLATE	4																
7	669-42724-00	GROMMET PASSE-FIL	1	UR F8BM/F8BEM/ F9.9BM/F9.9BEM															
	668-42724-00	GROMMET PASSE-FIL	1	UR F8BE/F9.9BE															
8	668-44391-00	NIPPLE, HOSE RACCORD D'ESSENCE	1																
> 9	90445-09163	HOSE DURITE	1																
▶ 9	90445-09252	HOSE DURITE	1																
◀ 668-12482-00	PIPE 2 DURITE 2		1																
10	668-42727-00	GROMMET PASSE-FIL	1																
11	668-42815-00	LEVER, CLAMP LEVIER, PRESSE	1																
12	668-42831-00	BUSHING POULIE	1																
13	668-42811-00-94	STAY SUPPORT	1																
14	97095-06016	BOLT BOULON	1																
15	90386-08M49	BUSH DOUILLE	1																
16	90201-06M31	WASHER, PLATE RONDELLE, PLATE	2																
17	90387-06M72	COLLAR COLLERETTE	1																
18	90206-08M13	WASHER, WAVE RONDELLE, ONDULEE	1																
<table> <tr> <td> <div> <div> <div>F8BM</div> <div>S:000340~</div> </div> <div> <div>F9.9BM</div> <div>S:008908~</div> </div> </div> </td><td> <div> <div>L:301291~</div> <div>L:306324~</div> </div> </td><td> <div> <div>E S:100239~</div> <div>E S:101086~</div> </div> </td><td> <div> <div>EM S:200138~</div> <div>EM S:200257~</div> </div> </td><td> <div> <div>L:500621~</div> <div>L:500286~</div> </div> </td></tr> <tr> <td> <div> <div>F8BM</div> <div>S:000310~000339</div> </div> <div> <div>F9.9BM</div> <div>S:008688~008907</div> </div> </td><td> <div> <div>L:301186~301290</div> <div>L:306102~306323</div> </div> </td><td> <div> <div>E S:100219~100238</div> <div>E S:101033~101085</div> </div> </td><td> <div> <div>EM S:200128~200137</div> <div>EM S:200245~200256</div> </div> </td><td> <div> <div>L:500536~500620</div> <div>L:500269~500285</div> </div> </td></tr> <tr> <td> <div> <div>F8BM</div> <div>S:~</div> </div> <div> <div>F9.9BM</div> <div>S:~008687</div> </div> </td><td> <div> <div>L:~301185</div> <div>L:~306101</div> </div> </td><td> <div> <div>E S:~100218</div> <div>E S:~101032</div> </div> </td><td> <div> <div>EM S:~200127</div> <div>EM S:~200244</div> </div> </td><td> <div> <div>L:~500535</div> <div>L:~500268</div> </div> </td></tr> </table>					<div> <div> <div>F8BM</div> <div>S:000340~</div> </div> <div> <div>F9.9BM</div> <div>S:008908~</div> </div> </div>	<div> <div>L:301291~</div> <div>L:306324~</div> </div>	<div> <div>E S:100239~</div> <div>E S:101086~</div> </div>	<div> <div>EM S:200138~</div> <div>EM S:200257~</div> </div>	<div> <div>L:500621~</div> <div>L:500286~</div> </div>	<div> <div>F8BM</div> <div>S:000310~000339</div> </div> <div> <div>F9.9BM</div> <div>S:008688~008907</div> </div>	<div> <div>L:301186~301290</div> <div>L:306102~306323</div> </div>	<div> <div>E S:100219~100238</div> <div>E S:101033~101085</div> </div>	<div> <div>EM S:200128~200137</div> <div>EM S:200245~200256</div> </div>	<div> <div>L:500536~500620</div> <div>L:500269~500285</div> </div>	<div> <div>F8BM</div> <div>S:~</div> </div> <div> <div>F9.9BM</div> <div>S:~008687</div> </div>	<div> <div>L:~301185</div> <div>L:~306101</div> </div>	<div> <div>E S:~100218</div> <div>E S:~101032</div> </div>	<div> <div>EM S:~200127</div> <div>EM S:~200244</div> </div>	<div> <div>L:~500535</div> <div>L:~500268</div> </div>
<div> <div> <div>F8BM</div> <div>S:000340~</div> </div> <div> <div>F9.9BM</div> <div>S:008908~</div> </div> </div>	<div> <div>L:301291~</div> <div>L:306324~</div> </div>	<div> <div>E S:100239~</div> <div>E S:101086~</div> </div>	<div> <div>EM S:200138~</div> <div>EM S:200257~</div> </div>	<div> <div>L:500621~</div> <div>L:500286~</div> </div>															
<div> <div>F8BM</div> <div>S:000310~000339</div> </div> <div> <div>F9.9BM</div> <div>S:008688~008907</div> </div>	<div> <div>L:301186~301290</div> <div>L:306102~306323</div> </div>	<div> <div>E S:100219~100238</div> <div>E S:101033~101085</div> </div>	<div> <div>EM S:200128~200137</div> <div>EM S:200245~200256</div> </div>	<div> <div>L:500536~500620</div> <div>L:500269~500285</div> </div>															
<div> <div>F8BM</div> <div>S:~</div> </div> <div> <div>F9.9BM</div> <div>S:~008687</div> </div>	<div> <div>L:~301185</div> <div>L:~306101</div> </div>	<div> <div>E S:~100218</div> <div>E S:~101032</div> </div>	<div> <div>EM S:~200127</div> <div>EM S:~200244</div> </div>	<div> <div>L:~500535</div> <div>L:~500268</div> </div>															

D2

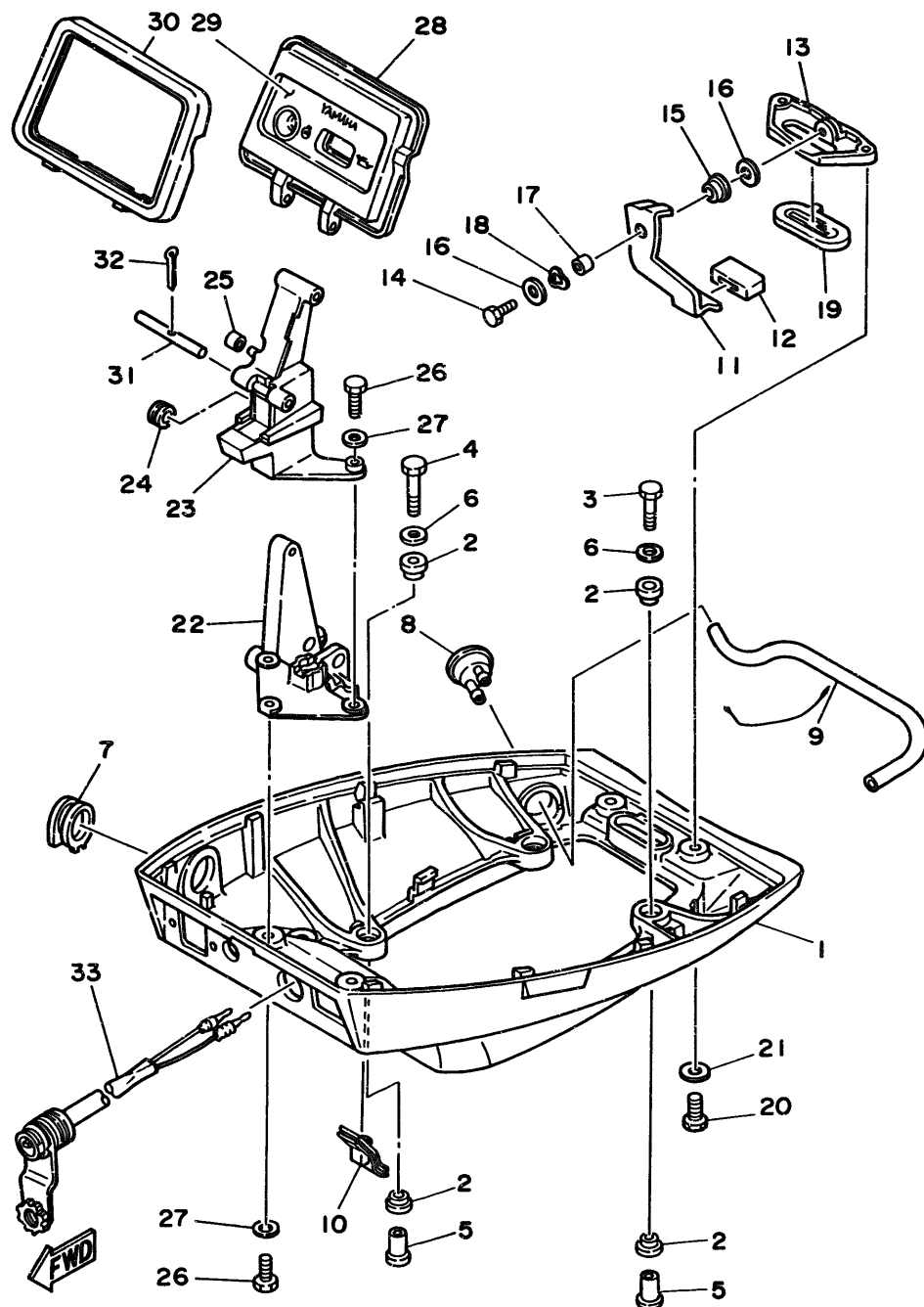


FIG. 11 BOTTOM COWLING

CAPOT INFERIEUR

REF. NO.	PART NO. NO. PIECES	DESCRIPTION DESCRIPTION	Q'TY QTE	REMARKS REMARQUES
19	6G8-42748-00	GROMMET PASSE-FIL	1	
20	97095-06016	BOLT BOULON	2	
21	92990-06600	WASHER, PLATE RONDELLE, PLATE	2	
22	6G8-42738-00-94	PLATE, FITTING ETRIER	1	
23	6G8-42719-00-94	PANEL, FRONT LOWER PANNEAU, AVANT INFERIEUR	1	
24	90480-19031	GROMMET RONDELLE CAOUTCHOUC	1	
25	90445-05ME6	HOSE DURITE	1	
26	97095-06016	BOLT BOULON	4	
27	92990-06600	WASHER, PLATE RONDELLE, PLATE	4	
28	6G8-W4261-00	PANEL, FRONT UPPER PANNEAU, AVANT SUPERIEUR	1	F8BM/F9.9BM
29	6G8-42677-00	GRAPHIC, FRONT ADHESIF, AVANT	1	F8BM/F9.9BM
30	6G8-42629-01	SEAL JOINT	1	
31	6G8-42755-00	HINGE, COWLING PENTURE	1	
32	91490-16010	PIN, COTTER GOUPILLE	1	
33	682-84381-00	2P CONCENT RALLONGE 2 FILS	1	



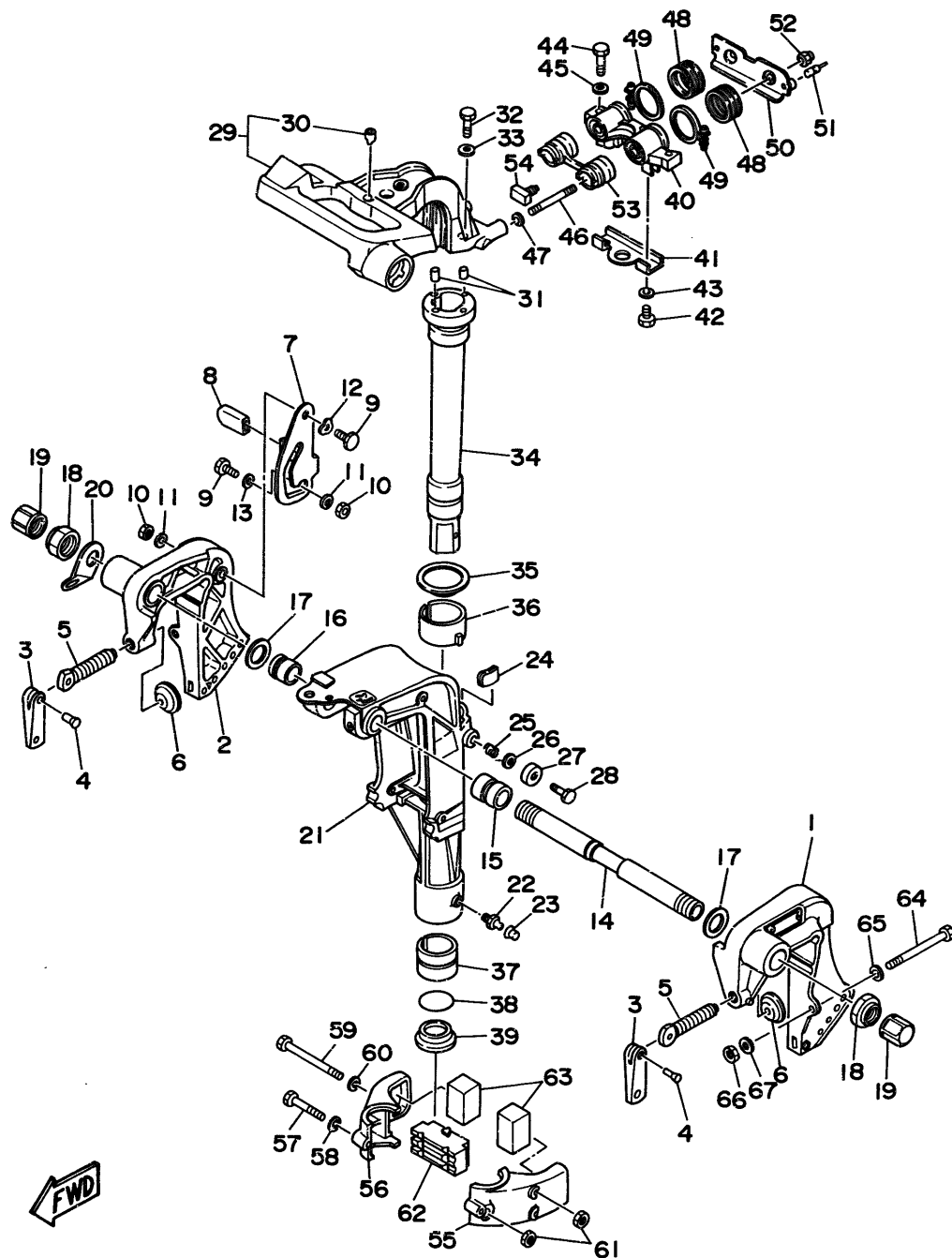


FIG. 12 BRACKET 1

SUPPORT 1

REF. NO.	PART NO. NO. PIECES	DESCRIPTION DESCRIPTION	Q' TY QTE	REMARKS REMARQUES
1	6G8-43111-03-4D	BRACKET, CLAMP PRESSE	1	
2	6G8-43112-04-4D	BRACKET, CLAMP PRESSE	1	
3	616-43118-00-4D	HANDLE, TRANSOM CLAMP POIGNEE DE VIS DE PRESSE	2	
4	90243-04M00	PIN GOUPILLE	2	
5	6E7-43116-00	SCREW, TRANSOM CLAMP VIS DE PRESSE	2	
6	648-43114-01	PAD, TRANSOM CLAMP RONDELLE D'APPUI	2	
7	6G8-43181-00	LEVER, TILT STOP LEVIER, VERROUILLAGE RELEVAGE	1	
8	682-43318-01	COVER CAPUCHON	1	
9	90109-06M25	BOLT BOULON	2	
10	95680-06100	NUT, U ECROU, U	2	
11	92990-06600	WASHER, PLATE RONDELLE, PLATE	2	
12	90206-10M15	WASHER, WAVE RONDELLE, ONDULEE	1	
13	682-43339-01	WASHER RONDELLE	1	
14	6G8-43131-00	BOLT, CLAMP BRACKET BOULON, PRESSE	1	
15	90386-22M92	BUSH DOUILLE	1	
16	90386-22M93	BUSH DOUILLE	1	
17	90201-22428	WASHER, PLATE RONDELLE, PLATE	2	
18	90185-22M11	NUT, SELF-LOCKING ECROU, AUTO-BLOCANT	2	
19	6G5-43145-00	CAP, CLAMP BRACKET CAPUCHON, PRESSE	2	
20	6J8-43113-01	PLATE, CLAMP BRACKET PLAQUETTE, PRESSE	1	
21	6G9-43311-03-4D	BRACKET, SWIVEL SUPPORT, PIVOT	1	UR SHORT
	6G8-43311-14-4D	BRACKET, SWIVEL SUPPORT, PIVOT	1	UR LONG
22	93700-06M03	NIPPLE, GREASE PION	1	
23	663-45119-00	CAP, GREASE NIPPLE CAPUCHON, GRAISSEUR	1	
24	6G8-42528-00	PLATE, FRICTION PLAQUE, FRICTION	1	
25	90501-18M00	SPRING, COMPRESSION RESSORT, COMPRESSION	1	
26	90201-06M31	WASHER, PLATE RONDELLE, PLATE	1	
27	6G8-43373-00	SEAL, DAMPER JOINT	1	

D4

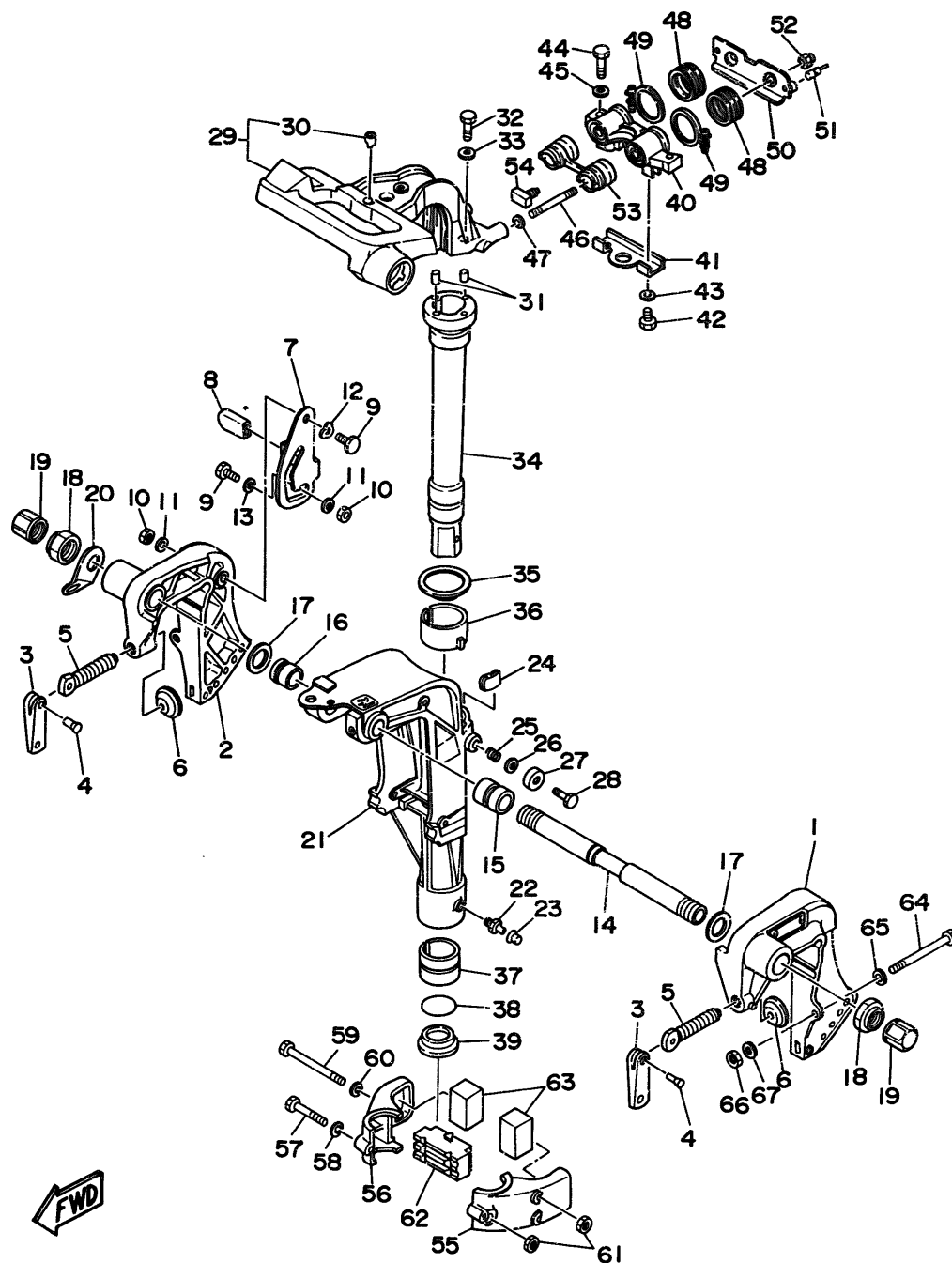


FIG. 12 BRACKET 1

SUPPORT 1

REF. NO.	PART NO. NO. PIECES	DESCRIPTION DESCRIPTION	Q'TY QTE	REMARKS REMARQUES
28	97095-06025	BOLT BOULON	1	
29	6G9-42511-01-4D	BRACKET, STEERING CADRE, DIRECTION	1	
30	6G8-42534-00	.PIN, DOWEL .GOUPILLE	1	
31	93605-15065	PIN, DOWEL AXE	2	
32	97095-06030	BOLT BOULON	2	
33	92990-06600	WASHER, PLATE RONDELLE, PLATE	2	
34	6G9-42521-00-94	SHAFT, STEERING PIVOT AXE, PIVOT DE DIRECTION	1	UR SHORT
	6G8-42521-10-94	SHAFT, STEERING PIVOT AXE, PIVOT DE DIRECTION	1	UR LONG
35	90209-45M09	WASHER RONDELLE	1	
36	6G8-42537-00	BUSHING, PIVOT SHAFT COUSSINET	1	
37	90386-37M47	BUSH DOUILLE	1	
38	93210-37M67	O-RING JOINT TORIQUE	1	
39	90386-37M48	BUSH DOUILLE	1	
40	6G8-44517-00-94	MOUNT RUBBER SILENT-BLOC	1	
41	6G8-44526-00	PLATE PLAQUE	1	
42	97095-06012	BOLT BOULON	2	
43	92990-06600	WASHER, PLATE RONDELLE, PLATE	2	
44	97395-08030	BOLT BOULON	2	
45	92990-08600	WASHER, PLATE RONDELLE, PLATE	2	
46	90116-08M28	BOLT, STUD GOUJON	2	
47	90201-08M12	WASHER, PLATE RONDELLE, PLATE	2	
48	6G8-44522-00	SEAL JOINT	2	
49	90460-38M06	CLAMP, HOSE BRIDE, DE DURITE	2	
50	6G8-44518-00	BRACKET COMP. SUPPORT COMPLET	1	
51	6G8-44533-00	DAMPER, UPPER MOUNT RUBBER COUVERCLE, SUSPENSION INFERIEU	2	
52	95780-08300	NUT, FLANGE ECROU	2	
53	6G8-44521-00	SEAL JOINT	1	
54	6G8-44532-00	STOPPER, UPPER MOUNT PLAQUETTE	1	

D5

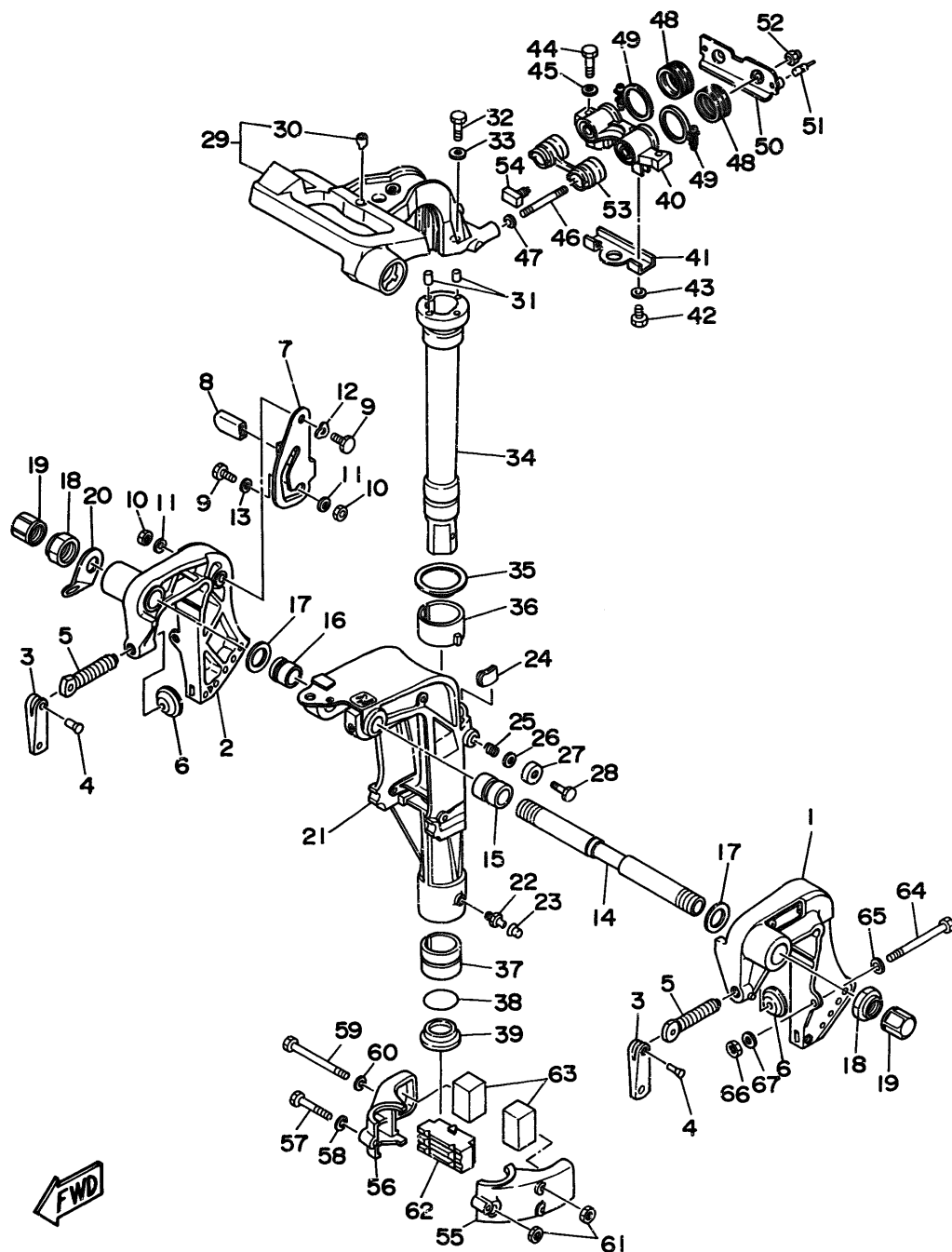


FIG. 12 BRACKET 1

SUPPORT 1

REF. NO.	PART NO. NO. PIECES	DESCRIPTION DESCRIPTION	Q'TY QTE	REMARKS REMARQUES
55	6G8-44551-01-4D	HOUSING, LOWER MOUNT RUBBER BOITIER, SILENT-BLOC INFÉRIEUR	1	
56	6G8-44552-02-4D	HOUSING, LOWER MOUNT RUBBER BOITIER, SILENT-BLOC INFÉRIEUR	1	
57	97095-06045	BOLT BOULON	1	
58	92990-06600	WASHER, PLATE RONDELLE, PLATE	1	
59	97095-06095	BOLT BOULON	2	
60	92990-06600	WASHER, PLATE RONDELLE, PLATE	2	
61	95380-06700	NUT ECROU	3	
62	6G8-44557-00	MOUNT DAMPER, LOWER FRONT SILENT-BLOC, INFÉRIEUR AVANT	1	
63	682-44555-00	MOUNT DAMPER, LOWER SIDE SILENT-BLOC, INFÉRIEUR LATÉRAL	2	
64	90101-08M88	BOLT BOULON	2	
65	92990-08600	WASHER, PLATE RONDELLE, PLATE	2	
66	95780-08300	NUT, FLANGE ECROU	2	
67	90201-08MA4	WASHER, PLATE RONDELLE, PLATE	2	

D6

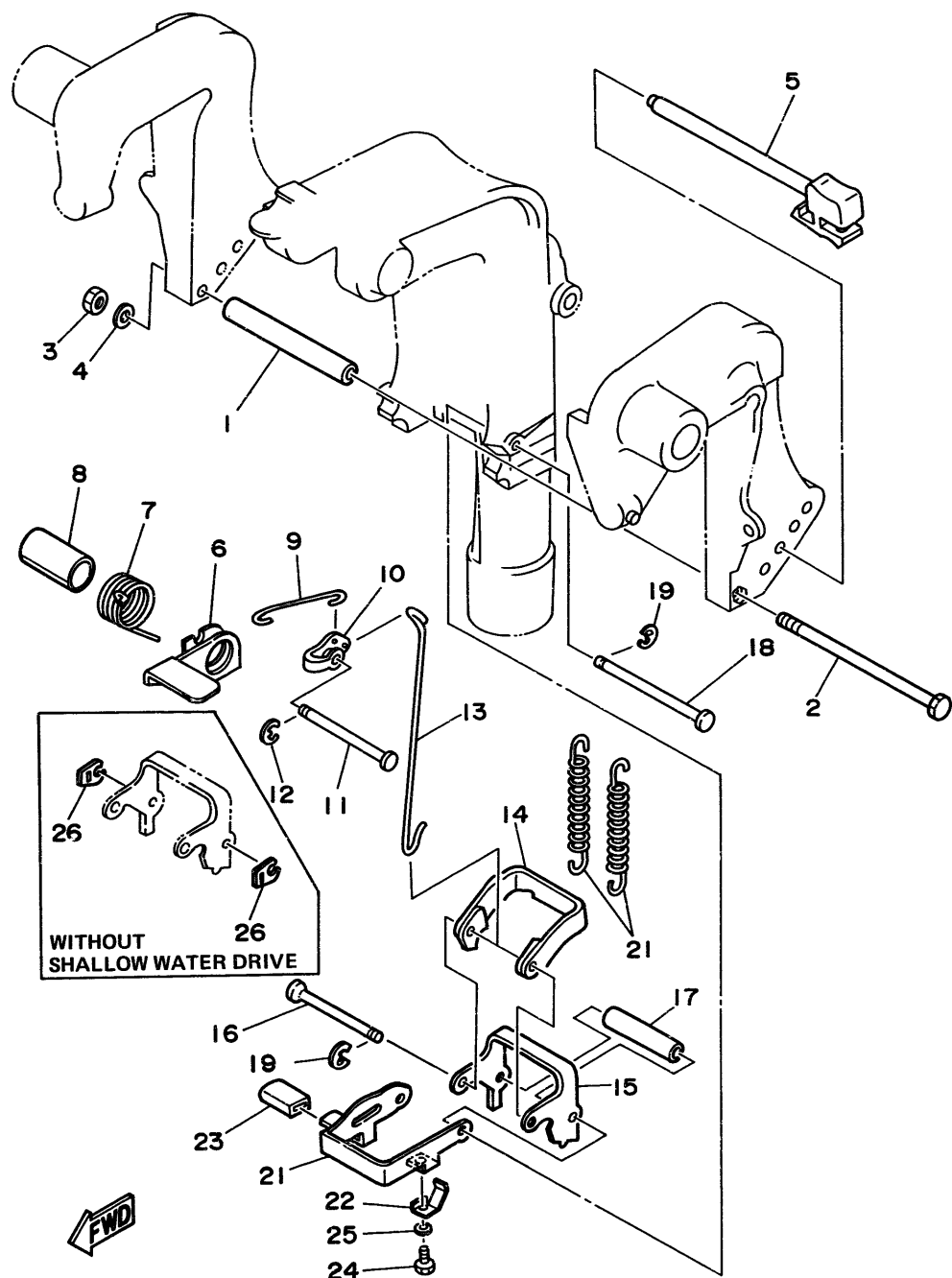


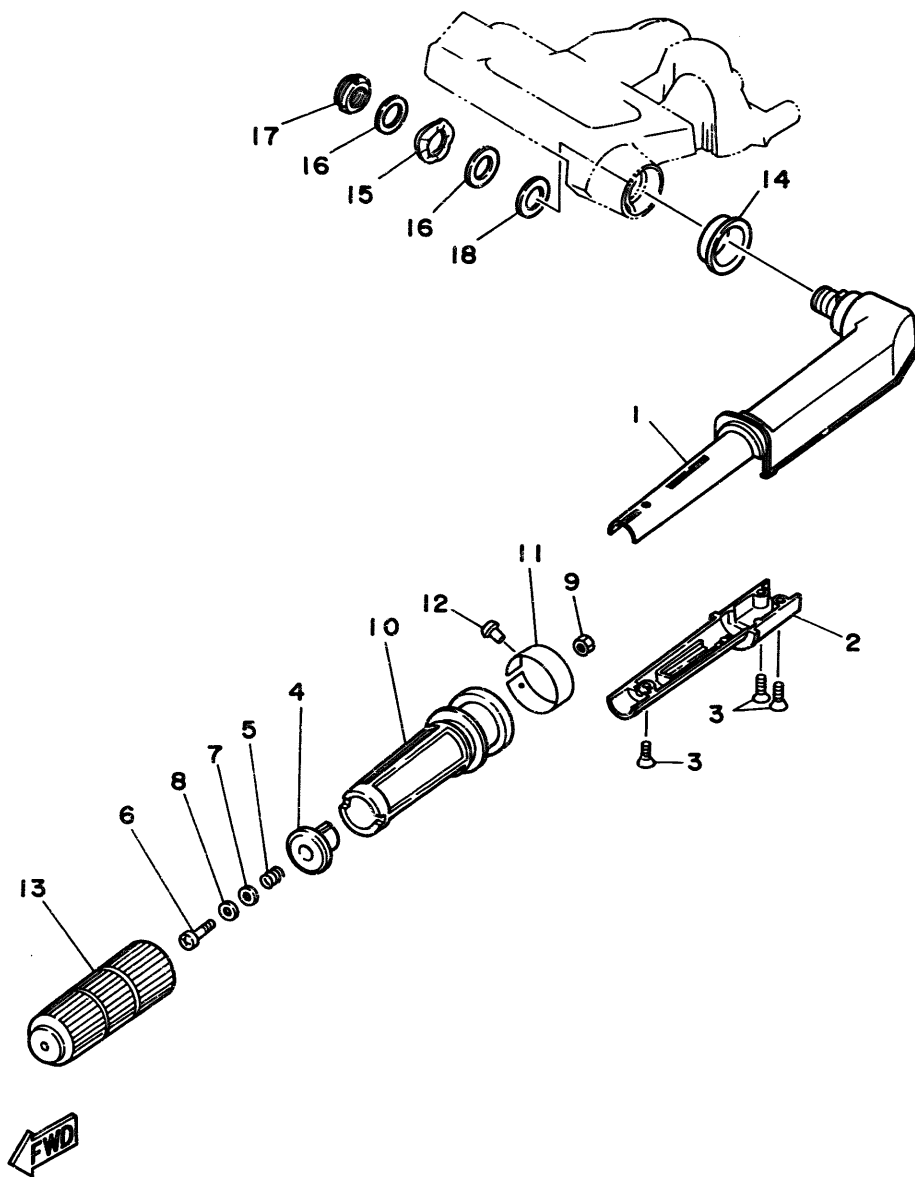
FIG. 13 BRACKET 2

SUPPORT 2

REF. NO.	PART NO. NO. PIECES	DESCRIPTION DESCRIPTION	Q'TY QTE	REMARKS REMARQUES
1	90387-06M09	COLLAR COLLERETTE	1	
2	97095-06135	BOLT BOULON	1	
3	95380-06700	NUT ECROU	1	
4	92990-06600	WASHER, PLATE RONDELLE, PLATE	1	
5	668-43160-01	TILT ROD ASSY BROCHE D'INCLINAISON (ENS.)	1	
6	668-43631-02	LEVER, TILT LEVIER, INCLINAISON	1	
7	90508-18M33	SPRING, TORSION RESSORT, TORSION	1	
8	90386-20M94	BUSH DOUILLE	1	
9	668-43616-00	ROD, TILT LOCK TIGE	1	
10	682-43641-00	LEVER, TILT LEVIER, INCLINAISON	1	
11	90249-06M20	PIN GOUILLE	1	
12	99080-05600	CIRCLIP CIRCLIP	1	
13	668-43617-00	ROD, TILT LOCK TIGE	1	
14	682-43614-00	PLATE, TILT LOCK ETRIER, VERROUILLAGE MARCHE AR	1	
15	682-43615-01	PLATE, TILT LOCK ETRIER, VERROUILLAGE MARCHE AR	1	
16	682-43611-01	SHAFT, TILT LOCK AXE, VERROUILLAGE MARCHE AR	1	
17	90387-06M20	COLLAR COLLERETTE	1	
18	682-43659-00	SHAFT, REVERSE LOCK AXE, VERROUILLAGE MARCHE AR	1	
19	99080-05600	CIRCLIP CIRCLIP	2	
20	90506-26M01	SPRING, TENSION RESSORT, TENSION	2	UR
	90506-26M07	SPRING, TENSION RESSORT, TENSION	2	UR FOR DUAL THRUST PROP.
21	669-43681-00	LEVER, SHALLOW WATER DRIVE LEVIER	1	
22	669-43643-00	SPRING RESSORT	1	
23	682-43318-01	COVER CAPUCHON	1	
24	97095-06008	BOLT BOULON	1	
25	92990-06600	WASHER, PLATE RONDELLE, PLATE	1	
26	682-43673-00	WASHER 1 RONDELLE 1	2	WITHOUT SHALLOW WATER DRIVE

D7

FIG. 14 STEERING (F88M/F88EM/F9.98M/F9.98EM)  
 FIG. 14 DIRECTION (F88M/F88EM/F9.98M/F9.98EM)



REF. NO.	PART NO. NO. PIECES	DESCRIPTION DESCRIPTION	Q'TY QTE	REMARKS REMARQUES
1	669-42111-02-4D	HANDLE, STEERING POIGNEE	1	
2	669-42112-01-4D	HANDLE, STEERING POIGNEE	1	
3	98780-05016	SCREW, FLAT HEAD VIS A TETE FRAISEE	3	
4	668-42126-01-94	FRICTION, STEERING HANDLE GRIP CUVETTE, POIGNEE DE DIRECTION	1	
5	90501-23M42	SPRING, COMPRESSION RESSORT, COMPRESSION	1	
6	97880-06030	SCREW, PAN HEAD VIS, TETE TRONCONIQUE	1	
7	90201-06049	WASHER, PLATE RONDELLE, PLATE	1	
8	90202-06007	WASHER, PLATE RONDELLE, PLATE	1	
9	95380-06700	NUT ECROU	1	
10	668-42119-00	GRIP, STEERING HANDLE POIGNEE, BARRE FRANCHE	1	
11	668-42137-01	INDICATOR, THROTTLE INDICATEUR, ACCELERATION	1	
12	90269-02M09	RIVET RIVET	1	
13	668-42177-00	RUBBER, HANDLE CAOUTCHOUC, POIGNEE	1	
14	90386-33M56	BUSH DOUILLE	1	
15	90206-20M14	WASHER, WAVE RONDELLE, ONDULEE	1	
16	90201-20M00	WASHER, PLATE RONDELLE, PLATE	2	
17	90185-20M03	NUT, SELF-LOCKING ECROU, AUTO-BLOCANT	1	
18	90202-20M33	WASHER, PLATE RONDELLE, PLATE	1	

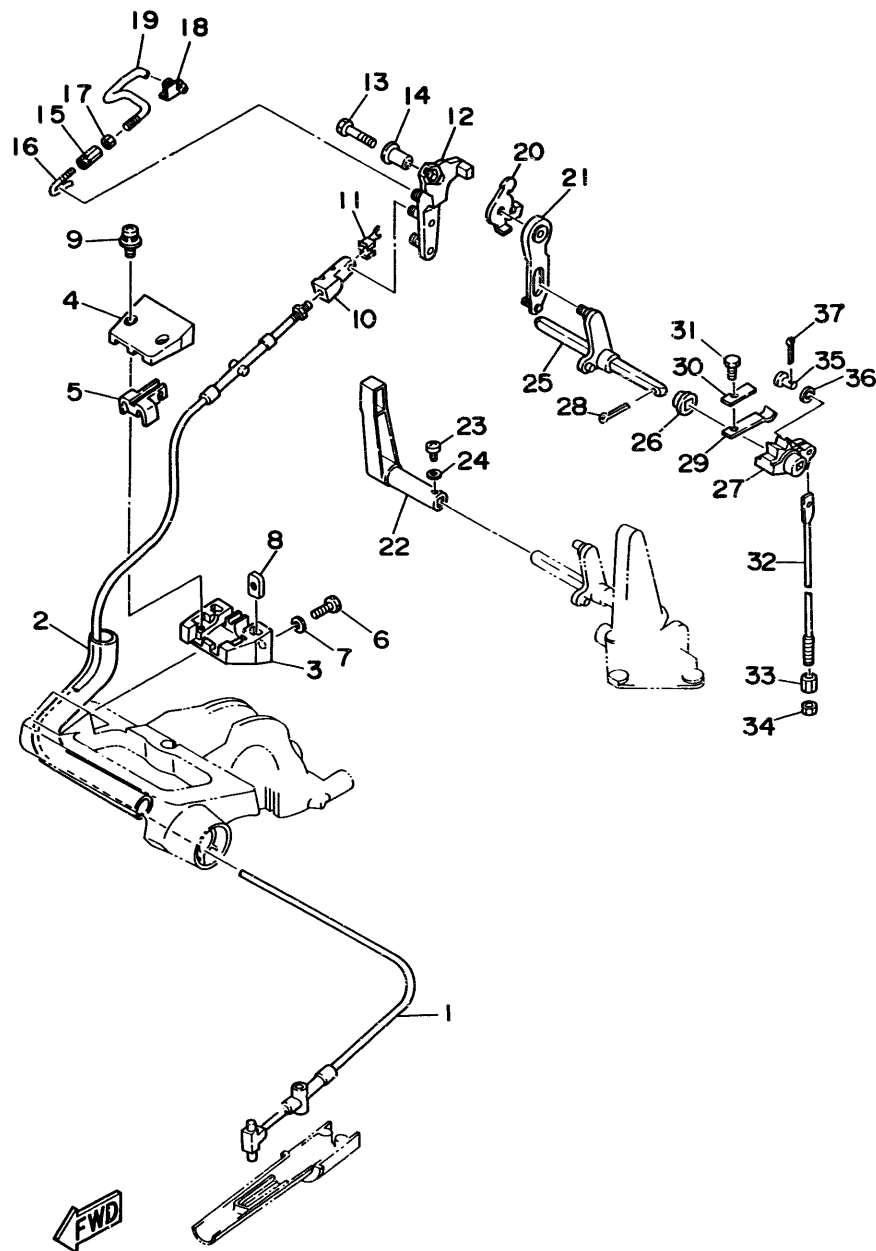


FIG. 15 CONTROL

COMMANDE

REF. NO.	PART NO. NO. PIECES	DESCRIPTION DESCRIPTION	Q'TY QTE	REMARKS REMARQUES
1	669-48311-02	CABLE	1	UR F9.9B
	6J7-48311-02	CABLE	1	UR F8B
2	90445-24M00	HOSE	1	
3	668-41661-00-98	DURITE	1	
4	668-41662-00-98	BRACKET SUPPORT	1	
5	668-41663-00	BRACKET 3 SUPPORT 3	1	
6	97095-06016	BOLT BOULON	2	
7	92990-06600	WASHER, PLATE RONDELLE, PLATE	2	
8	668-41654-00	NUT ECROU	2	
9	90159-05M06	SCREW, WITH WASHER VIS, AVEC RONDELLE	2	
10	668-26363-00	END, CABLE EMBOUT DE CABLE	1	
11	668-26364-00	END, CABLE 2 EMBOUT, DE CABLE	1	
12	668-41212-00	ARM, ACCEL. BRAS	1	
13	97095-06030	BOLT BOULON	1	
14	90387-06M58	COLLAR COLLERETTE	1	
15	668-41238-01	JOINT, LINK RACCORD	1	
16	668-41241-01	ROD, LINK BIELLETTE	1	
17	95303-04600	NUT ECROU	1	
18	668-41237-01	JOINT, LINK RACCORD	1	
19	668-41242-01	ROD 2 TIGE 2	1	
20	668-14493-00	STAY 1 SUPPORT 1	1	UR F9.9B
	6J6-14493-00	STAY 1 SUPPORT 1	1	UR F8B
21	668-44111-00	HANDLE, GEAR SHIFT POIGNEE, LEVIER D'EMBRAYAGE	1	
22	669-44111-00-98	HANDLE, GEAR SHIFT POIGNEE, LEVIER D'EMBRAYAGE	1	
23	97980-04116	SCREW, WITH WASHER VIS, AVEC RONDELLE	1	
24	92990-04600	WASHER, PLATE RONDELLE, PLATE	1	
25	668-44159-00	HANDLE, GEAR SHIFT POIGNEE, LEVIER D'EMBRAYAGE	1	
26	682-44132-00	BUSHING COUSSINET	1	

FIG. 15 CONTROL

COMMANDE

REF. NO.	PART NO. NO. PIECES	DESCRIPTION DESCRIPTION	Q'TY QTE	REMARKS REMARQUES
27	6G8-44141-00	LINK, SHIFT ROD BIELLETTTE	1	
28	91490-25020	PIN, COTTER GOUPILLE	1	
29	682-44116-00	SPRING RESSORT	1	
30	682-44117-00	BRACKET SUPPORT	1	
31	97013-06012	BOLT BOULON	1	
32	669-44143-00	ROD, SHIFT TIGE D'EMBRAYAGE	1	UR SHORT
	6G8-44143-10	ROD, SHIFT TIGE D'EMBRAYAGE	1	UR LONG
33	90170-06015	NUT ECROU	1	
34	95380-06700	NUT ECROU	1	
35	91790-05020	PIN, CLEVIS AXE D'ARTICULATION	1	
36	92990-05600	WASHER, PLATE RONDELLE, PLATE	1	
37	91490-16010	PIN, COTTER GOUPILLE	1	

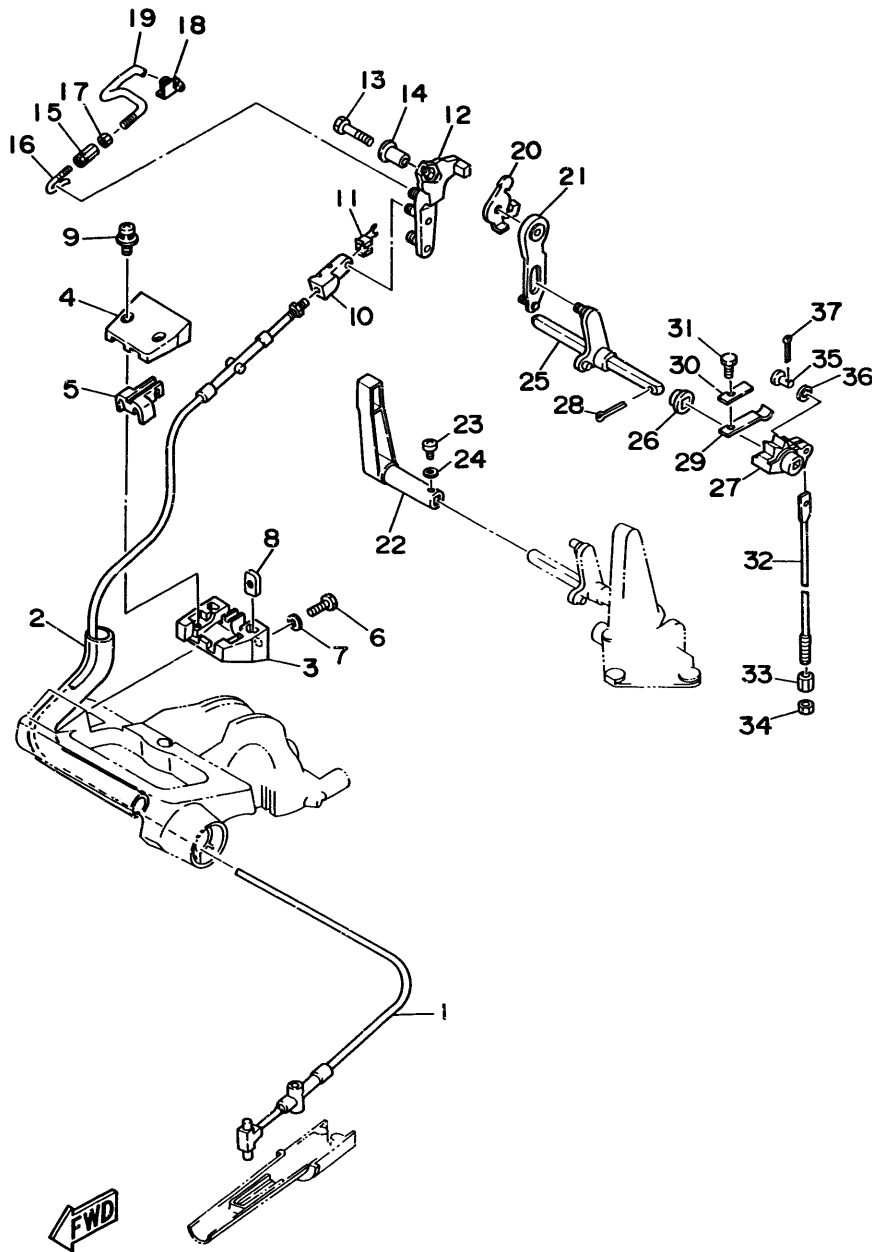
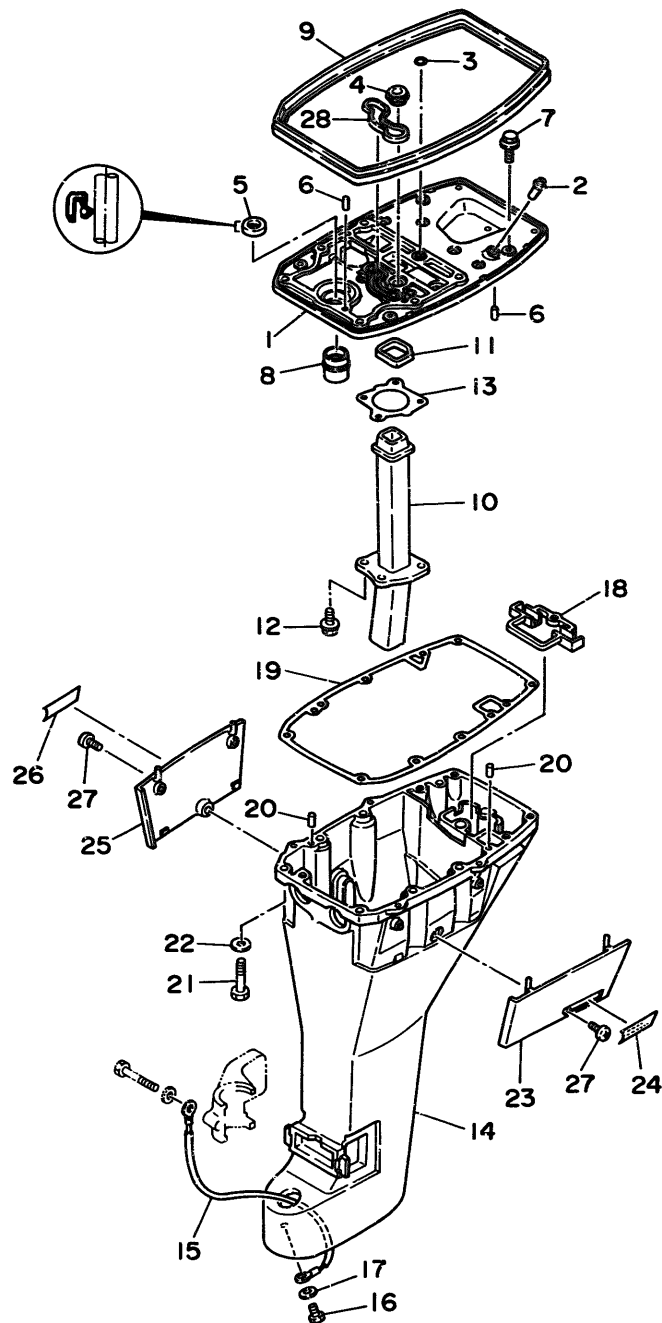


FIG. 16 UPPER CASING

FOURREAU



REF. NO.	PART NO. NO. PIECES	DESCRIPTION DESCRIPTION	Q'TY QTE	REMARKS REMARQUES
1	6G8-41137-03-94	GUIDE, EXHAUST COLLECTEUR D'ECHAPPEMENT	1	
2	6E5-24377-00	PIPE, JOINT 3 DURITE RACCORDEMENT	1	
3	93210-08M60	O-RING JOINT TORIQUE	1	
4	6G8-44367-00	DAMPER, WATER SEAL JOINT TUBE D'EAU	1	
5	93101-13M27	OIL SEAL JOINT SPY	1	
6	93606-12019	PIN, DOWEL GOUPILLE	2	
7	97595-06520	BOLT, WITH WASHER BOULON, AVEC RONDELLE	2	
8	6G8-45135-00	PIPE TUYAU	1	
9	6G8-42716-00	RUBBER, SEAL 1 JOINT EN CAOUTCHOUC 1	1	
10	6G8-41131-01	MANIFOLD, EXT. 1 PIPE D'ECHAPPEMENT	1	
11	6G8-41138-00	SEAL, EXT. 1 JOINT DE GROUPE 1	1	
12	90105-06M33	BOLT, WASHER BASED BOULON, AVEC RONDELLE	4	
13	6G8-41133-A0	GASKET, EXHAUST MANIFOLD 1 JOINT, PIPE D'ECHAPPEMENT	1	
14	6G9-45111-02-4D	CASING, UPPER FOURREAU	1	UR SHORT
	6G8-45111-12-4D	CASING, UPPER FOURREAU	1	UR LONG
15	6G8-82149-00	WIRE, LEAD 3 FIL 3	1	
16	97095-06012	BOLT BOULON	1	
17	92990-06600	WASHER, PLATE RONDELLE, PLATE	1	
18	6G8-45151-00	COVER, UPPER CASING CAPUCHON, FOURREAU	1	
19	6G8-45113-A0	GASKET, UPPER CASING JOINT, TUBE D'ARBRE	1	
20	93606-12019	PIN, DOWEL GOUPILLE	2	
21	97395-08040	BOLT BOULON	6	
22	92990-08600	WASHER, PLATE RONDELLE, PLATE	6	
23	6G8-42741-00-4D	APRON CAPOT LATERAL	1	
24	6G8-42791-00	MARK 1 ETIQUETTE 1	1	
25	6G8-42771-00-4D	APRON CAPOT LATERAL	1	
26	6G8-42792-00	MARK ETIQUETTE	1	
27	90157-06M04	SCREW, PAN HEAD VIS, TETE TRONCONIQUE	2	

E4



FWD

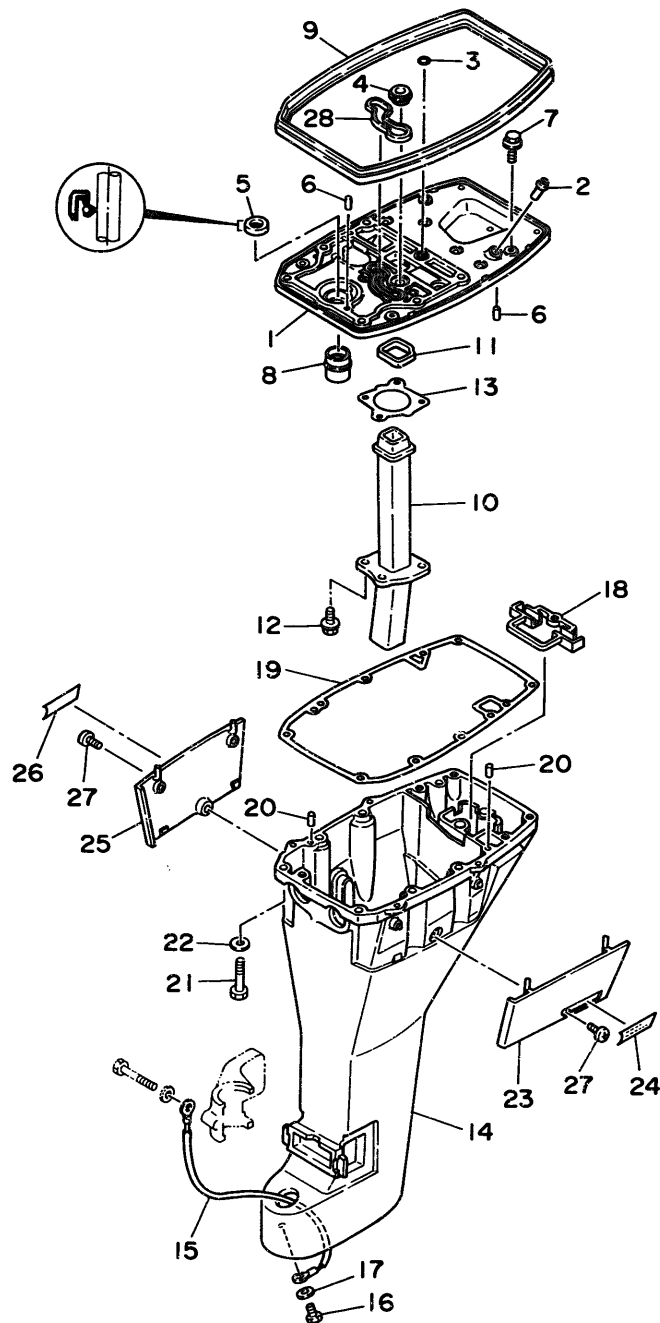


FIG. 16 UPPER CASING

FOURREAU

REF. NO.	PART NO. NO. PIECES	DESCRIPTION DESCRIPTION	Q'TY QTE	REMARKS REMARQUES
28	6G8-11355-00	SEAL, CYLINDER 1 JOINT, SPY CYLINDRE	1	

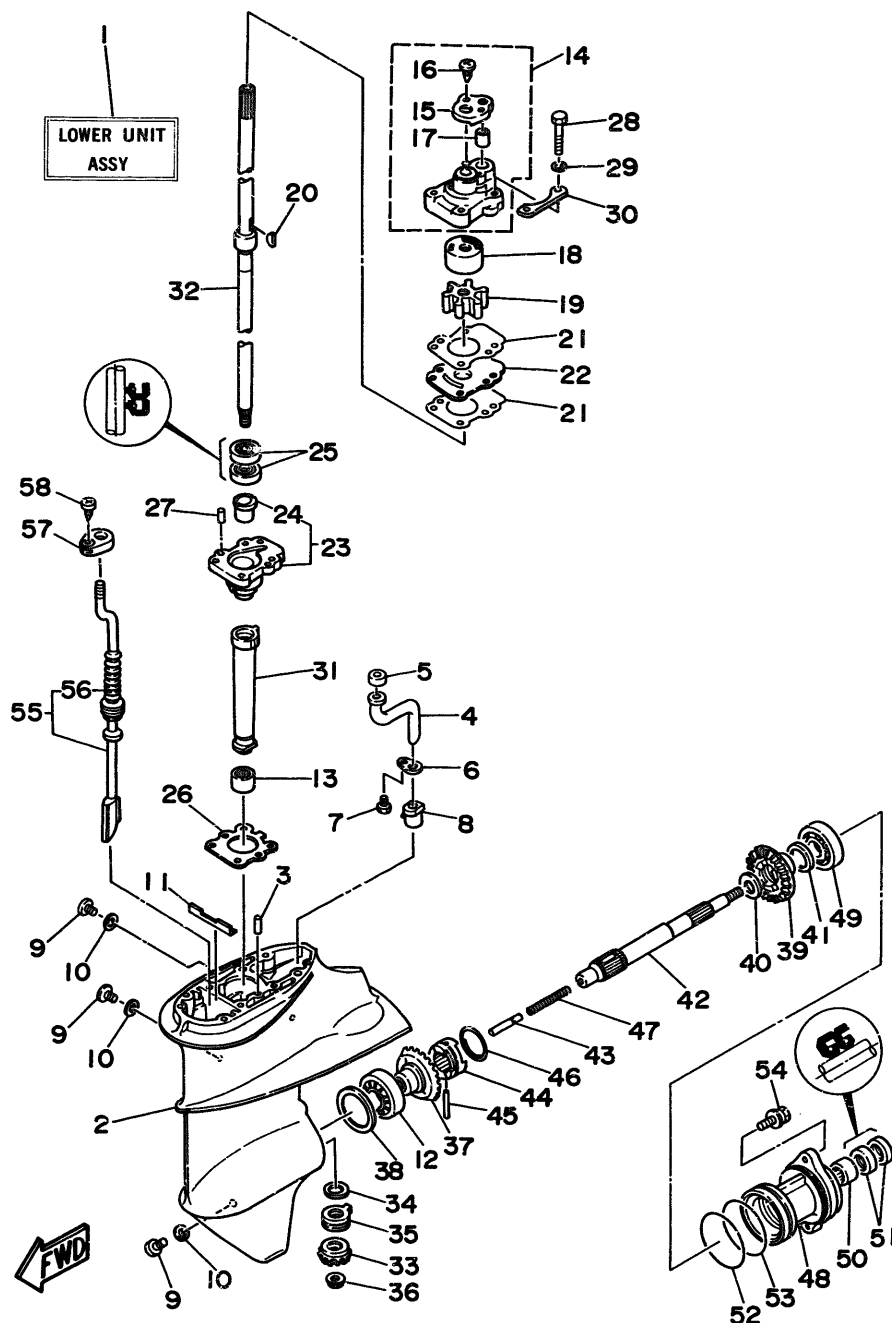


FIG. 17 LOWER CASING. DRIVE 1

BOITIER D'HELICE, TRANSMISSION 1

REF. NO.	PART NO. NO. PIECES	DESCRIPTION DESCRIPTION	Q'TY QTE	REMARKS REMARQUES
1	669-45300-06-4D	LOWER UNIT ASSY UNITE INFERIEURE (ENS.) (REF.NO. 2 ~ 58)	1	UR SHORT
	669-45300-16-4D	LOWER UNIT ASSY UNITE INFERIEURE (ENS.) (REF.NO. 2 ~ 58)	1	UR LONG
2	6E8-45311-00-4D	CASING, LOWER BOITIER D'HELICE	1	
3	93604-08062	PIN, DOWEL CLAVETTE	1	
4	683-44362-01	TUBE, WATER TUBE D'EAU	1	
5	683-44365-01	DAMPER, WATER SEAL JOINT, TUBE D'EAU	1	
6	683-44373-00	SET PLATE, WATER TUBE BRIDE, TUBE D'EAU	1	
7	97095-06010	BOLT BOULON	1	
8	6E7-44366-00	DAMPER, WATER SEAL JOINT, TUBE D'EAU	1	
9	90340-08M04	PLUG, STRAIGHT SCREW PLOT, FILETE DROIT	3	
10	90430-08020	GASKET JOINT	3	
11	682-45376-01	GUIDE, SEAL DAMPER BUTEE, JOINT CAOUTCHOUC	1	
12	93332-00005	BEARING ROULEMENT	1	
13	93315-314V8	BEARING, CYLINDRICAL ROULEMENT	1	
14	682-44300-01	HOUSING WATER PUMP ASSY CORPS POMPE A EAU (ENS)	1	
15	682-44312-00	.COVER, WATER PUMP HOUSING .COUVERCLE	1	
16	97780-40112	.SCREW, TAPPING .VIS, TETE BOMBEE	2	
17	682-44365-00	.DAMPER, WATER SEAL .JOINT, TUBU D'EAU	1	
18	682-44322-00	INSERT, CARTRIDGE CUVETTE	1	
19	682-44352-01	IMPELLER TURBINE	1	
20	90280-03024	KEY, WOODRUFF CLAVETTE, DEMI-LUNE	1	
21	682-44315-A0	GASKET, WATER PUMP JOINT, POMPE A EAU	2	
22	682-44323-00	OUTER PLATE, CARTRIDGE PLAQUE EXTERIEURE	1	
23	6E7-45331-00-5B	HOUSING, BEARING FLASQUE, ROULEMENT	1	
24	626-45316-09	.BUSHING, DRIVE SHAFT .DOUILLE, ARBRE MOTEUR	1	
25	93101-20048	OIL SEAL JOINT SPY	2	
26	683-45315-A0	PACKING, LOWER CASING JOINT, BOITIER D'HELICE	1	

E6

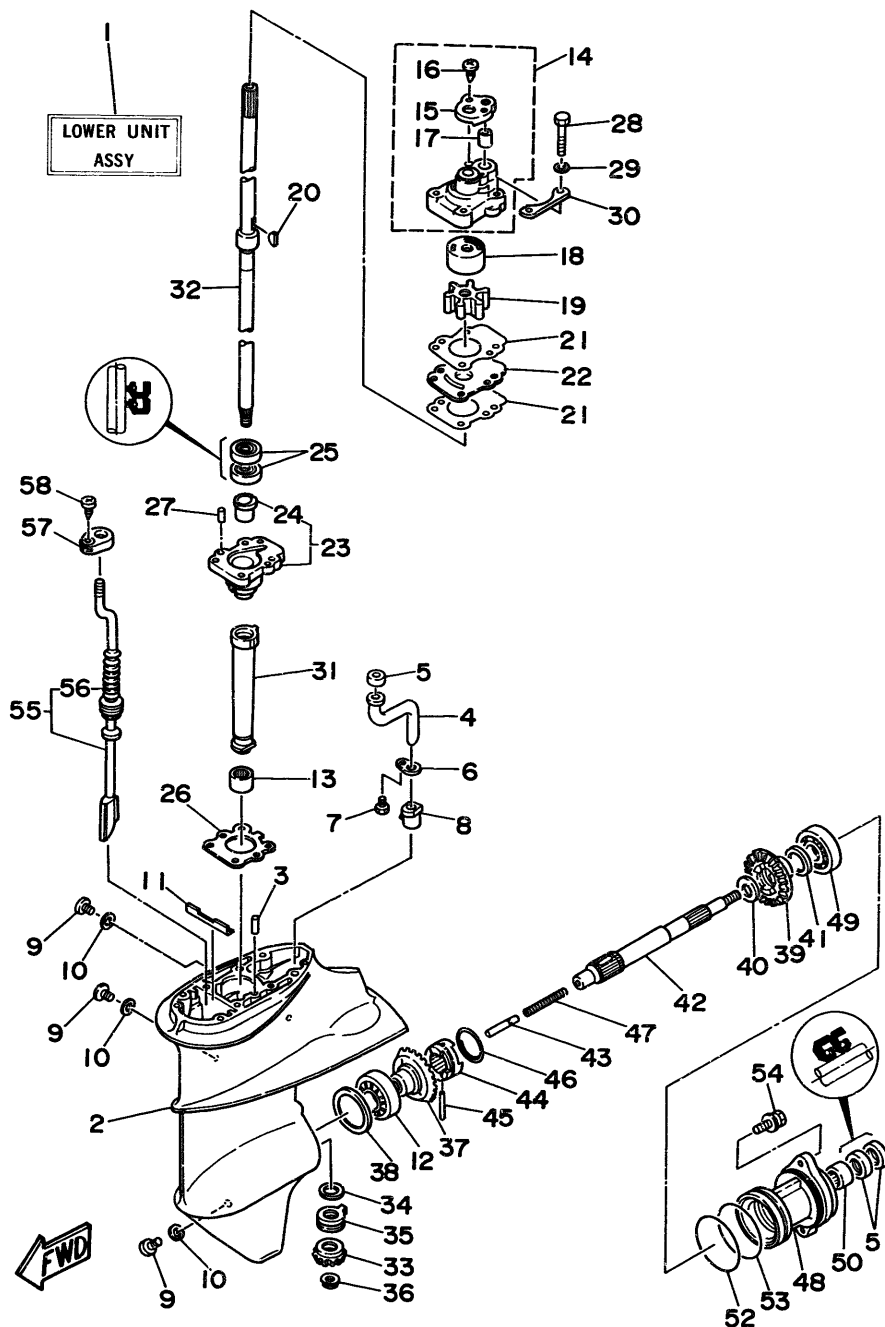


FIG. 17 LOWER CASING. DRIVE 1

BOITIER D'HELICE, TRANSMISSION 1

REF. NO.	PART NO. NO. PIECES	DESCRIPTION DESCRIPTION	Q'TY QTE	REMARKS REMARQUES
27	93606-12019	PIN, DOWEL GOUILLE	2	
28	97095-06045	BOLT BOULON	4	
29	92990-06600	WASHER, PLATE RONDELLE, PLATE	4	
30	682-44328-00	PLATE PLAQUETTE	2	
31	6E7-45536-00	SLEEVE, DRIVE SHAFT MANCHON, ARBRE MOTEUR	1	
32	669-45501-00	DRIVE SHAFT COMP. ARBRE MOTEUR COMP.	1	UR SHORT
	669-45501-10	DRIVE SHAFT COMP. ARBRE MOTEUR COMP.	1	UR LONG
33	6E7-45551-00	PINION PIGNON D'ATTAQUE	1	
34	6E8-45587-00-13	SHIM (T:1.13MM) CALE (T:1.13MM)	1	UR
	6E8-45587-00-20	SHIM (T:1.20MM) CALE (T:1.20MM)	1	UR
35	93341-414V1	BEARING, THRUST CERVEAUX DE DIRECTION	1	
36	90179-08M06	NUT ECROU	1	
37	6E7-45560-00	GEAR PIGNON	1	
38	664-45567-01-10	SHIM (T:0.10MM) CALE (T:0.10MM)	1	UR
	664-45567-01-12	SHIM (T:0.12MM) CALE (T:0.12MM)	1	UR
	664-45567-01-15	SHIM (T:0.15MM) CALE (T:0.15MM)	1	UR
	664-45567-01-18	SHIM (T:0.18MM) CALE (T:0.18MM)	1	UR
	664-45567-01-30	SHIM (T:0.30MM) CALE (T:0.30MM)	1	UR
	664-45567-01-40	SHIM (T:0.40MM) CALE (T:0.40MM)	1	UR
	664-45567-01-50	SHIM (T:0.50MM) CALE (T:0.50MM)	1	UR
39	6E7-45571-00	GEAR PIGNON	1	
40	90201-17682	WASHER, PLATE RONDELLE, PLATE	1	
41	626-45577-00-01	SHIM (0.1MM) CALE (0.1MM)	1	UR
	626-45577-00-03	SHIM (0.3MM) CALE (0.3MM)	1	UR
	626-45577-00-05	SHIM (0.5MM) CALE (0.5MM)	1	UR
42	683-45611-00	SHAFT, PROPELLER ARBRE, HELICE	1	
43	650-45635-00	PLUNGER, SHIFT POUSOIR D'EMBRAYAGE	1	
44	682-45631-00	CLUTCH, DOG CRABOT	1	

E7

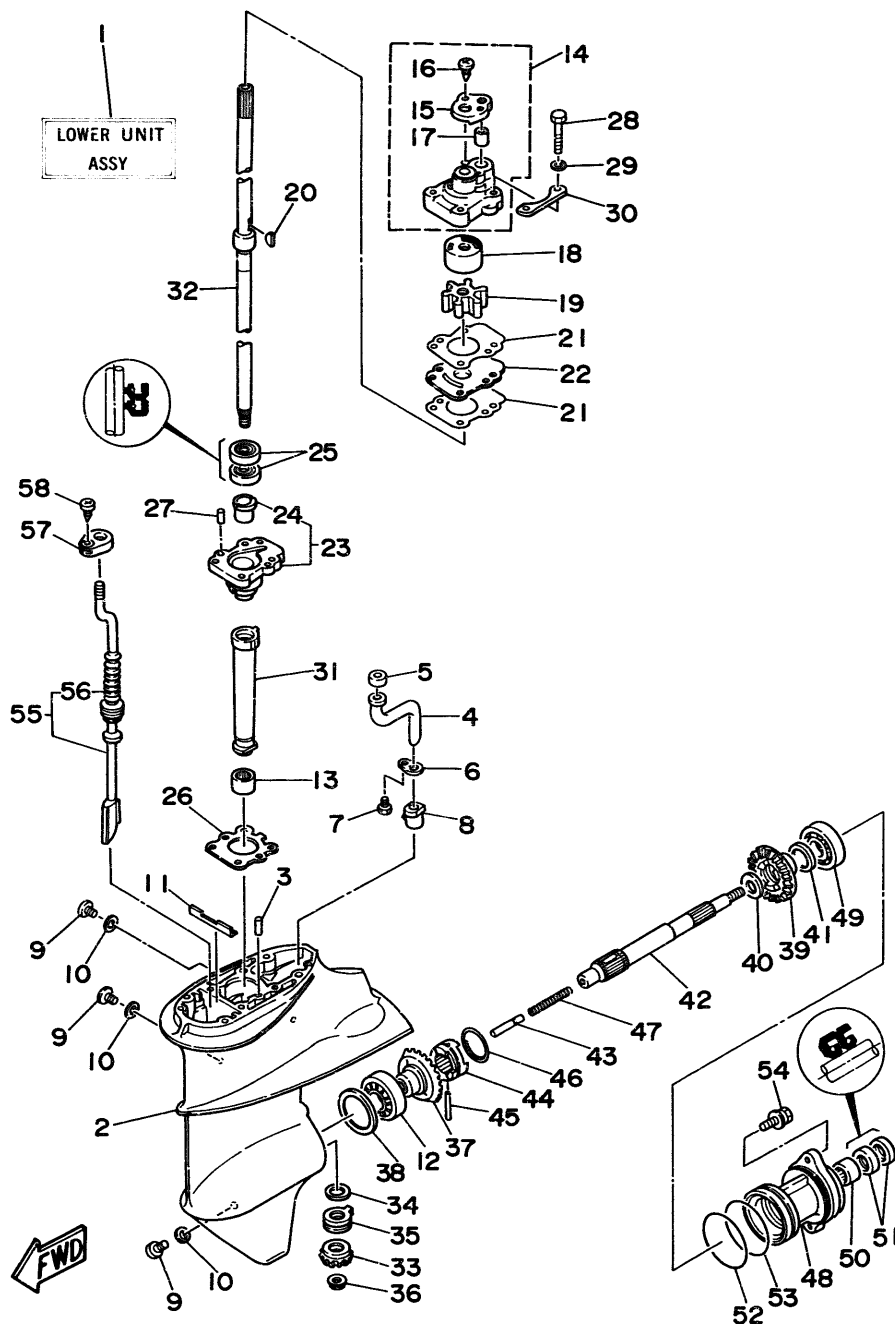


FIG. 17 LOWER CASING. DRIVE 1

BOITIER D'HELICE, TRANSMISSION 1

REF. NO.	PART NO. NO. PIECES	DESCRIPTION DESCRIPTION	Q'TY QTE	REMARKS REMARQUES
45	90250-05010	PIN, STRAIGHT GOUPILLE, DROITE	1	
46	648-45633-00	RING, CROSS PIN JONC, GOUPILLE CRABOT	1	
47	90501-14M06	SPRING, COMPRESSION RESSORT, COMPRESSION	1	
48	683-45361-01-4D	CAP, LOWER CASING COUVERCLE, BOITIER D'HELICE	1	
49	93306-00518	BEARING ROULEMENT	1	
50	93315-317U2	BEARING, CYLINDRICAL ROULEMENT	1	
51	93101-17054	OIL SEAL JOINT SPY	2	
52	93210-57M09	O-RING JOINT TORIQUE	1	
53	93210-56M80	O-RING JOINT TORIQUE	1	
54	97595-06520	BOLT, WITH WASHER BOULON, AVEC RONDELLE	2	
55	6G9-44150-00	SHIFT CAM ASSY CAME D'INVERSION	1	UR SHORT
	6G9-44150-10	SHIFT CAM ASSY CAME D'INVERSION	1	UR LONG
56	682-44147-00	.BOOT, SHIFT ROD .SOUFFLET, TIGE D'INVERSION	1	
57	682-44176-00	BRACKET SUPPORT	1	
58	97780-50110	SCREW, TAPPING VIS, TETE BOMBEE	1	

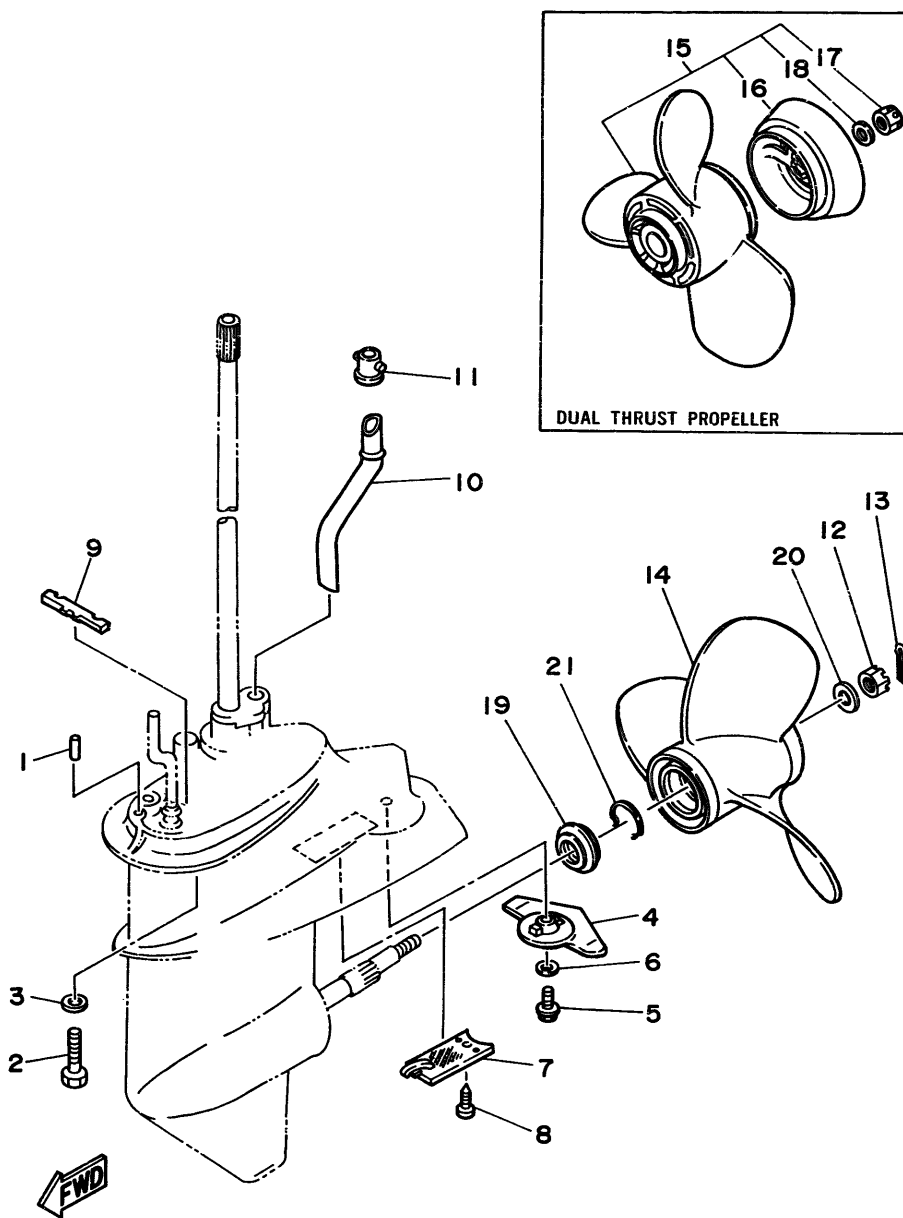


FIG. 18 LOWER CASING. DRIVE 2

BOITIER D'HELICE, TRANSMISSION 2

REF. NO.	PART NO. NO. PIECES	DESCRIPTION DESCRIPTION	Q'TY QTE	REMARKS REMARQUES
1	93606-12019	PIN, DOWEL GOUPILLE	2	
2	97090-08035	BOLT BOULON	4	
3	92990-08600	WASHER, PLATE RONDELLE, PLATE	4	
4	6E8-45251-01	ANODE ANODE	1	
5	95895-06020	BOLT, FLANGE BOULON	1	
6	92990-06300	WASHER, INTERNAL TOOTH RONDELLE, DENTURE INTERNE	1	
7	6E7-45214-00	COVER, WATER INLET GRILLE, ENTREE D'EAU	1	
8	98580-05012	SCREW, PAN HEAD VIS	1	
9	682-45375-01	DAMPER, SEAL BOURRELET, CAOUTCHOUC	1	
10	669-44361-00	TUBE, WATER TUBE D'EAU	1	UR SHORT
	668-44361-10	TUBE, WATER TUBE D'EAU	1	UR LONG
11	626-44365-01	DAMPER, WATER SEAL JOINT, TUBE D'EAU	1	
12	90171-10M01	NUT, CASTLE ECROU, CRENELE	1	
13	91490-30020	PIN, COTTER GOUPILLE	1	UR
	91490-30030	PIN, COTTER GOUPILLE	1	UR FOR DUAL THRUST PROP.
14	683-45949-00-EL	PROPELLER (3X9-1/2"X6-1/2"-J) HELICE (3X9-1/2"X6-1/2"-J)	1	UR
	683-45947-00-EL	PROPELLER (3X9-1/4"X8"-J) HELICE (3X9-1/4"X8"-J)	1	UR
	683-45945-00-EL	PROPELLER (3X9-1/4"X9"-J) HELICE (3X9-1/4"X9"-J)	1	UR
	683-45952-00-EL	PROPELLER (3X9-1/4"X9-3/4"-J) HELICE (3X9-1/4"X9-3/4"-J)	1	UR
	683-45943-00-EL	PROPELLER (3X9-1/4"X10-1/2"-J) HELICE (3X9-1/4"X10-1/2"-J)	1	UR
	683-45941-00-EL	PROPELLER (3X9-1/4"X12"-J) HELICE (3X9-1/4"X12"-J)	1	UR
15	683-W4591-02-EL	PROPELLER (3X9-3/4"X8"-J) HELICE (3X9-3/4"X8"-J)	1	UR FOR DUAL THRUST PROP.
	683-W4592-02-EL	PROPELLER (3X9-3/4"X6-1/2"-J) HELICE (3X9-3/4"X6-1/2"-J)	1	UR FOR DUAL THRUST PROP.
16	6E7-45986-00	.RING, DEFLECTOR .DEFLECTEUR DE CERCLE	1	
17	90171-10M07	.NUT, CASTLE .ECROU, CRENELE	1	
18	90201-10M02	.WASHER, PLATE .RONDELLE, PLATE	1	
19	669-45987-00	SPACER ENTRETOISE	1	
20	90201-10M01	WASHER, PLATE RONDELLE, PLATE	1	

F2



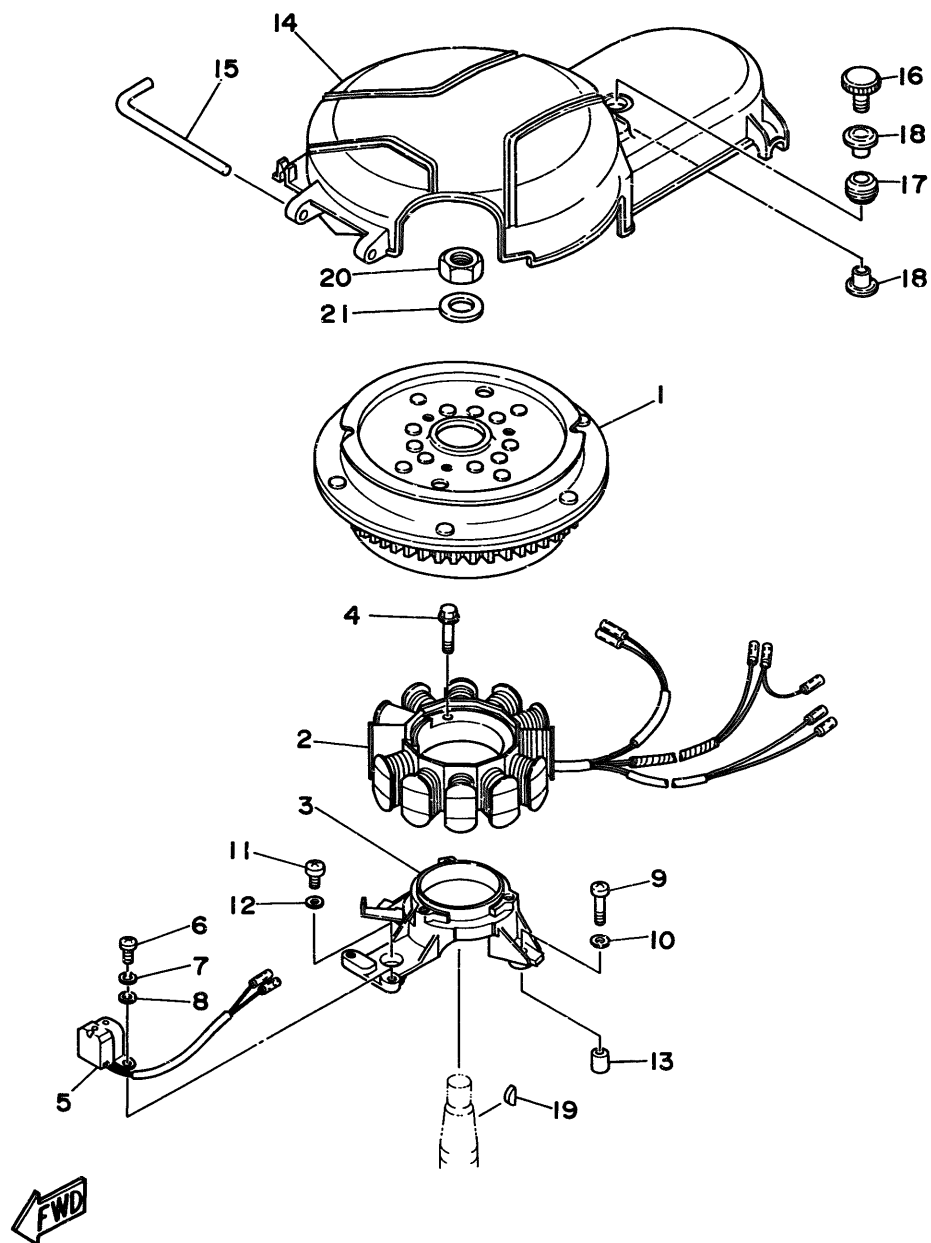
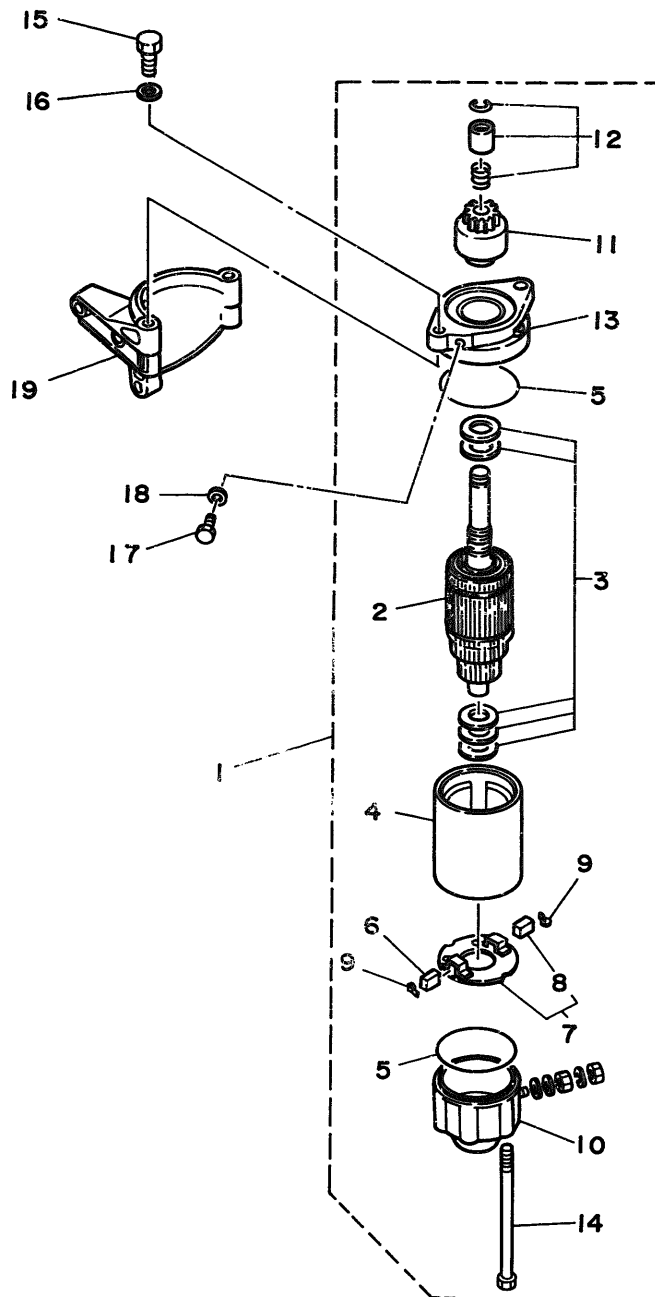


FIG. 19 GENERATOR

GENERATRICE

REF. NO.	PART NO. NO. PIECES	DESCRIPTION DESCRIPTION	Q'TY QTE	REMARKS REMARQUES
1	6G8-85550-11	ROTOR ASSY	1	UR F9.9BM
	6G8-85550-01	ROTOR CPLT	1	UR F9.9BE/F9.9BEM
2	6G9-85510-01	STATOR ASSY	1	
		STATOR CPLT		
3	6G8-85561-00-94	BASE, MAGNETO	1	
		BASE, MAGNETO		
4	95023-06025	BOLT	3	
		BOULON, A COLLERETTE		
5	6G8-85580-02	COIL, PULSER	1	
		BOBINE, PULSEUR		
6	98580-05012	SCREW, PAN HEAD	2	
		VIS		
7	92990-05100	WASHER, SPRING	2	
		RONDELLE, GROWER		
8	92990-05600	WASHER, PLATE	2	
		RONDELLE, PLATE		
9	98580-06025	SCREW, PAN HEAD	2	
		VIS		
10	92990-06600	WASHER, PLATE	2	
		RONDELLE, PLATE		
11	98580-06020	SCREW, PAN HEAD	1	
		VIS		
12	92990-06600	WASHER, PLATE	1	
		RONDELLE, PLATE		
13	99510-08012	PIN, DOWEL	2	
		GOUJON, D'ASSEMBLAGE		
14	6G8-81337-00	COVER, FLYWHEEL	1	
		COUVERCLE, VOLANT		
15	6G8-42752-00	SHAFT	1	
		AXE		
16	6G8-81323-00	SCREW 1	1	
		VIS 1		
17	90480-15M31	GROMMET	1	
		RONDELLE CAOUTCHOUC		
18	90387-06M71	COLLAR	2	
		COLLERETTE		
19	90280-16053	KEY, WOODRUFF	1	
		CLAVETTE, DEMI-LUNE		
20	90170-12066	NUT	1	
		ECROU		
21	90201-12472	WASHER, PLATE	1	
		RONDELLE, PLATE		

FIG. 20 STARTING MOTOR (F88EM/F88E/F9.9BEM/F9.9BE)  
 FIG. 20 DEMARREUR ELECTRIQUE (F88EM/F88E/F9.9BEM/F9.9BE)



REF. NO.	PART NO. NO. PIECES	DESCRIPTION DESCRIPTION	Q'TY QTE	REMARKS REMARQUES
1	6G8-81800-11	STARTING MOTOR ASSY DEMARREUR ELECTRIQUE COMPLET	1	
2	689-81850-12	.ARMATURE ASSY .INDUIT	1	
3	689-81809-11	.WASHER KIT .JEU DE RONDELLES	1	
4	689-81810-11	.STATOR ASSY .STATOR COMPLET	1	
5	689-81847-11	.O-RING .JOINT TORIQUE	2	
6	689-81811-11	.BRUSH 1 .CHARBON 1	1	
7	689-81840-11	.BRUSH HOLDER ASSY .SUPPORT DE CHARBON	1	
8	689-81812-11	..BRUSH 2 ..CHARBON 2	1	
9	689-81813-10	.SPRING, BRUSH .RESSORT, DE CHARBON	2	
10	689-81820-11	.REAR BRACKET ASSY .SUPPORT ARRIERE COMPLET	1	
11	689-81807-12	.GEAR ASSY, STARTING MOTOR .PIGNON, DEMARREUR ELECTRIQUE	1	
12	689-81857-11	.PINION STOPPER SET .BUTEE PIGNON	1	
13	6F5-81830-11	.FRONT BRACKET ASSY .SUPPORT AVANT	1	
14	689-81826-10	.BOLT .BOULON	2	
15	97013-08025	BOLT BOULON	2	
16	92990-08600	WASHER, PLATE RONDELLE, PLATE	2	
17	97395-08016	BOLT BOULON	1	
18	92990-08600	WASHER, PLATE RONDELLE, PLATE	1	
19	6G8-81822-40-94	BRACKET, STARTING MOTOR SUPPORT, DEMARREUR ELECTRIQUE	1	



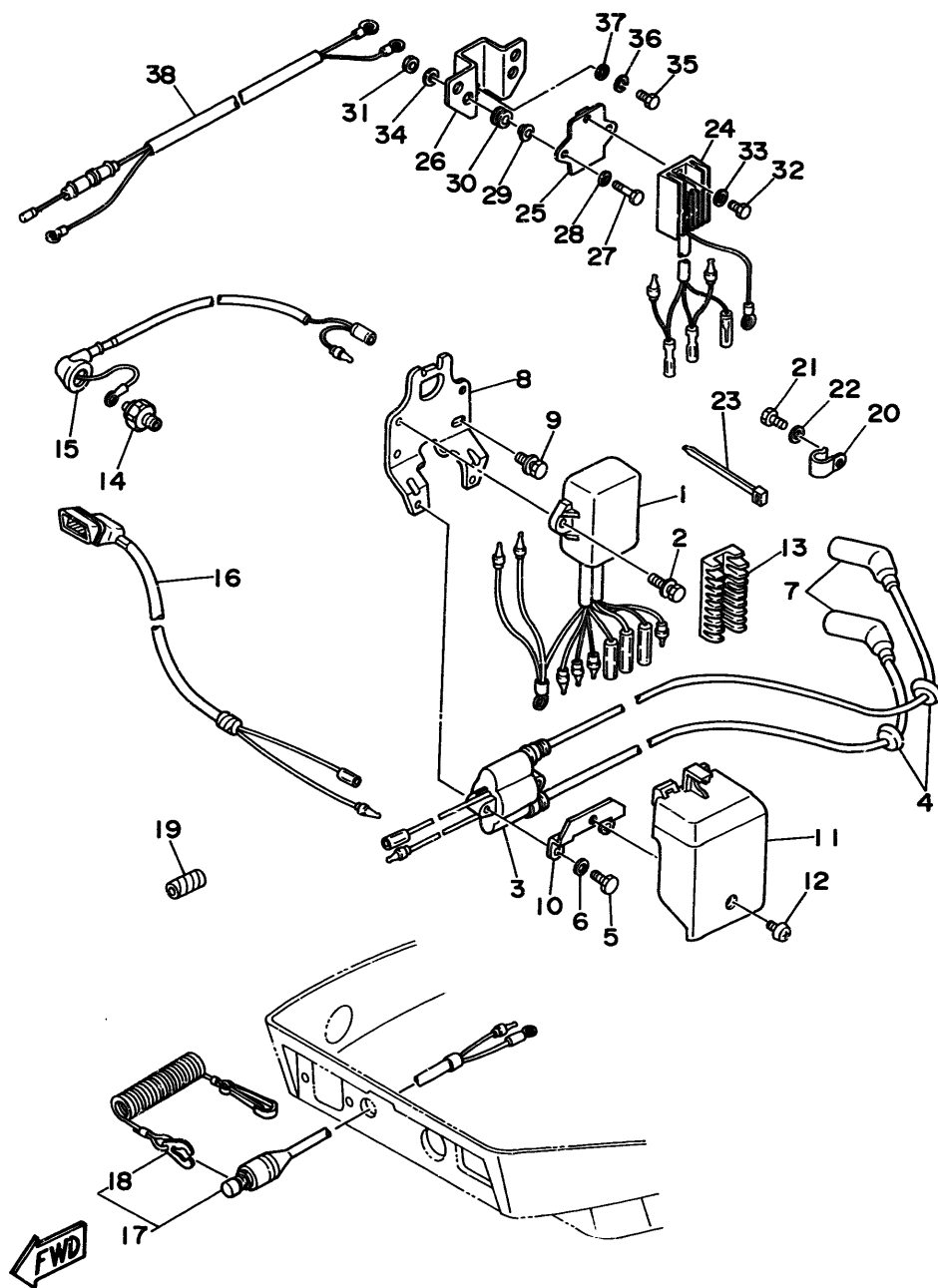


FIG. 21 ELECTRICAL 1

PARTIE ELECTRIQUE 1

REF. NO.	PART NO. NO. PIECES	DESCRIPTION DESCRIPTION	Q'TY QTE	REMARKS REMARQUES
1	6G9-85540-21	C.D.I. UNIT ASSY BLOC C.D.I.	1	
2	97595-06520	BOLT, WITH WASHER VIS HEXAGONAL	2	
3	6G8-85570-21	IGNITION COIL ASSY BOBINE D'ALLUMAGE (ENS.)	1	
4	90480-25161	GROMMET RONDELLE CAOUTCHOUC	2	
5	97095-06025	BOLT BOULON	2	
6	92990-06600	WASHER, PLATE RONDELLE, PLATE	2	
7	6G8-82370-20	PLUG CAP ASSY ANTIPARASITE	2	
8	6G8-85542-00	BRACKET SUPPORT	1	
9	97595-06520	BOLT, WITH WASHER VIS HEXAGONAL	2	
10	6G8-85525-00	PLATE PLAQUE	1	
11	6G8-81916-00	COVER, TERMINAL COUVERCLE, BORNE	1	
12	98980-06008	SCREW, BIND VIS	1	
13	6G8-82522-00	CLAMP, COUPLER BRIDE, DE CONNECTEUR	1	
14	6G8-82504-00	OIL PRESSURE SWITCH ASSY CONTACTEUR DE PRESSION D'HUILE	1	
15	6G8-82127-00	WIRE, LEAD 2 FIL 2	1	
16	6G8-83582-01	PILOT LIGHT ASSY LAMPE-TEMOIN COMPLET	1	
17	6G9-82575-02	ENGINE STOP SWITCH ASSY COUPE CIRCUIT CPLT	1	
18	682-82556-00	.STOPPER .PLAQUETTE	1	
19	90446-10M02	HOSE DURITE	1	
20	90465-08028	CLAMP BRIDE	1	
21	97013-06012	BOLT BOULON	1	
22	92990-06600	WASHER, PLATE RONDELLE, PLATE	1	
23	90465-13M11	CLAMP BRIDE	1	
24	6J8-81960-00	RECTIFIER & REGULATOR ASSY REDRESSEUR REGULATEUR CPLT	1	
25	6G9-81948-00	BRACKET JOINT TORIQUE	1	
26	6G8-81948-02	BRACKET JOINT TORIQUE	1	
27	97095-06025	BOLT BOULON	2	
28	92990-06600	WASHER, PLATE RONDELLE, PLATE	2	

F6

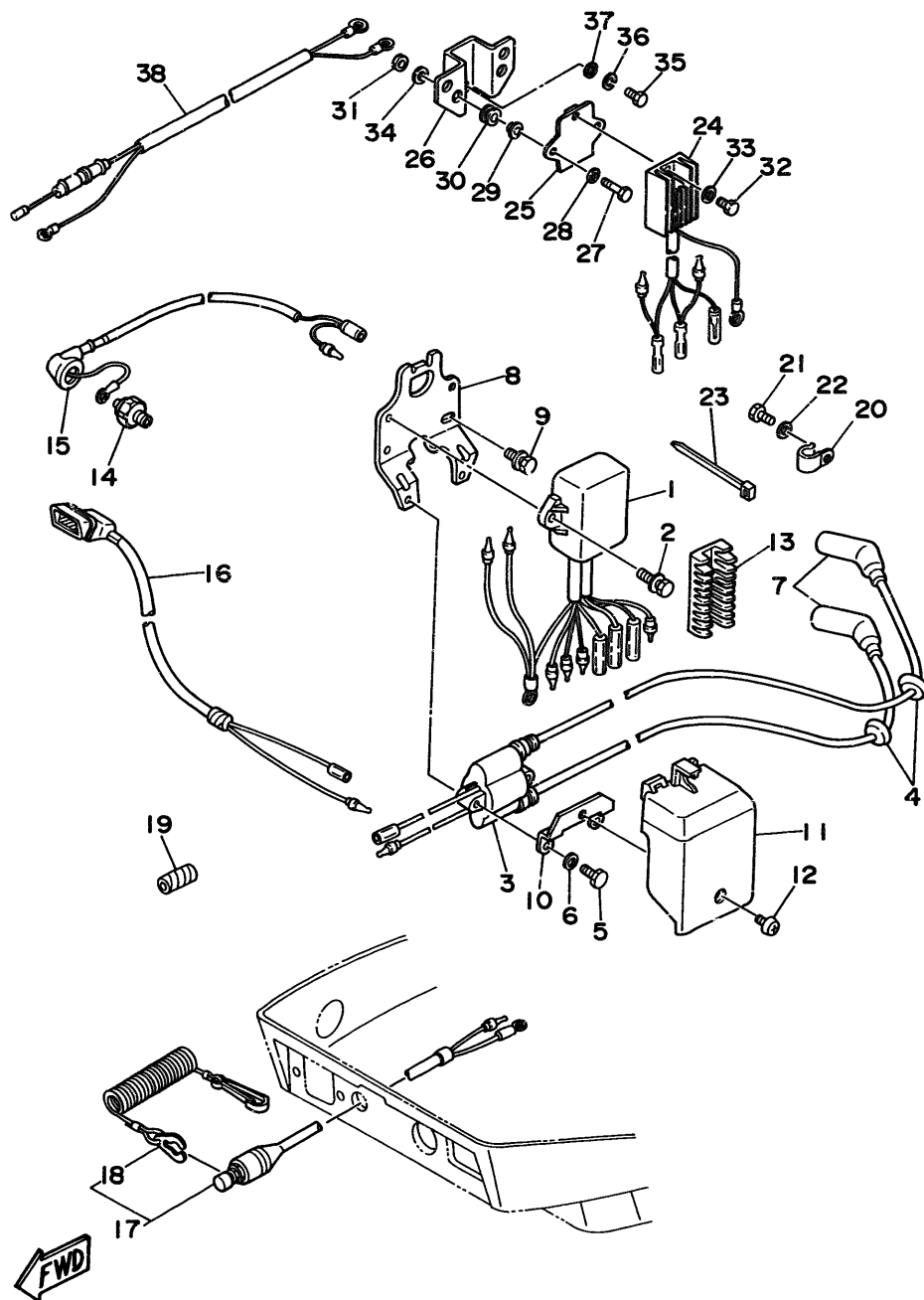


FIG. 21 ELECTRICAL 1

PARTIE ELECTRIQUE 1

REF. NO.	PART NO. NO. PIECES	DESCRIPTION DESCRIPTION	Q'TY QTE	REMARKS REMARQUES
29	90387-06M70	COLLAR COLLERETTE	2	
30	90480-13M24	GROMMET RONDELLE CAOUTCHOUC	2	
31	95380-06700	NUT ECROU	2	
32	97095-06016	BOLT BOULON	1	
33	92990-06600	WASHER, PLATE RONDELLE, PLATE	1	
34	92990-06600	WASHER, PLATE RONDELLE, PLATE	2	
35	97095-06020	BOLT BOULON	1	
36	92995-06100	WASHER, SPRING RONDELLE, GROWER	1	
37	92990-06600	WASHER, PLATE RONDELLE, PLATE	1	
38	6J8-82105-10	WIRE HARNESS FAISCEAU DE FILS	1 AP	

NUMERICAL INDEX  
INDEX NUMERIQUE

PART NO. NO. PIECES	REF. NO.	PART NO. NO. PIECES	REF. NO.	PART NO. NO. PIECES	REF. NO.	PART NO. NO. PIECES	REF. NO.	PART NO. NO. PIECES	REF. NO.	PART NO. NO. PIECES	REF. NO.
6G8-W0001-03	24- 1	6G8-11636-03	2- 9	6G8-14216-00	5-10	6G8-14479-10-94	4-11	6G8-15770-00	8-38	6G8-41242-01	15-19
6G9-W0001-24	25- 1	6G8-11650-03	2- 5	6G8-14217-00	5-35	6G8-14493-00	15-20	6G8-15771-00	8-39	6G8-41654-00	15- 8
6G9-W0070-50	10- 9	6G8-11654-00	2- 6	6G8-14229-00	5-41	6J6-14493-00	15-20	6G8-15772-00	8-42	6G8-41661-00-98	15- 3
682-W0078-0A	25-25	6G8-12111-00	3- 1	6G8-14275-01	5-31	6G8-14827-00	5-25	6G8-15779-00	8-31	6G8-41662-00-98	15- 4
682-W0078-01	25-17	6G8-12113-00	3- 4	6G8-14286-01	5-42	6G8-14997-00	5-12	689-15779-01	8-35	6G8-41663-00	15- 5
6G8-W0090-30-4D	1- 1	6G8-12116-00	3- 3	6G8-14293-03	5-36	6G8-15100-05-94	1- 2	6G8-15789-00	8-32	6G9-42111-02-4D	14- 1
6G8-W0090-31-4D	1- 1	6G8-12117-00	3- 5	6G8-14293-10	5-36	6G8-15311-02-0D	7- 7	6F5-15791-00	8-14	6G9-42112-01-4D	14- 2
6G8-W0090-32-4D	1- 1	6G8-12117-10	3- 7	6G9-14301-05	5- 1	6G8-15312-A1	7- 8	6G8-15794-00	8-22	6G8-42119-00	14-10
6G8-W0093-01	24-19	30X-12118-00	3- 6	6G9-14301-10	5- 1		25- 2	646-24251-02	9- 5	6G8-42126-01-94	14- 4
676-W2810-01	9-27	51Y-12119-00	3- 9	6J7-14301-06	5- 1	6G8-15316-00	7-13	6G1-24304-02	9- 1	6G8-42137-01	14-11
6G8-W4261-00	11-28	6G8-12121-01	3- 2	6J7-14301-10	5- 1	6G8-15346-00	4-22	6G8-24311-00	9- 4	6G8-42177-00	14-13
6G8-W4261-10	22-16	6G8-12146-00	3-13	664-14321-01	5-20	6G8-15347-00	4-23	6H4-24312-00	9-25	6G9-42511-01-4D	12-29
	23-38	6G8-12151-00	3-10	6G8-14323-00	5-13	6G8-15358-00	4-16	6G8-24329-00	9- 2	6G8-42521-10-94	12-34
683-W4591-02-EL	18-15	6G8-12153-00	3- 8		24-24	6G8-15362-04	7-17		9-15	6G9-42521-00-94	12-34
683-W4592-02-EL	18-15	6G8-12158-00	3-12	6G8-14323-10	5-13	6G8-15363-00	1-48	6G8-24376-00	9-23	6G8-42528-00	12-24
6G8-11111-02-94	1-22	6G8-12159-00	3-11	647-14334-00	5-11	6G8-15368-00-94	4-18	6E5-24377-00	1-18	6G8-42534-00	12-30
6G8-11111-03-94	1-22	6G8-12171-00	6-11	6G8-14341-10	5- 9	6G8-15369-00	4-19		16- 2	6G8-42537-00	12-36
6G8-11133-10	1-23	6G8-12411-02	1-16	6G8-14341-20	5- 9	6G8-15371-00-94	4-21	6E5-24378-00	1-51	6G8-42551-00	23-40
6G8-11181-A0	1-36	6G8-12413-00-9M	1-17	6G8-14341-30	5- 9	6G8-15373-00	1-39	6G8-24378-00	1-53	6G9-42610-50-4D	10- 1
	24- 5	6G8-12414-A0	24- 4	6G8-14342-22	5- 5		4-35	688-24378-00	1-27	6G9-42610-90-4D	10- 1
6G8-11191-01-94	1-38	6G8-12414-A1	1-19	6G8-14342-24	5- 5	6G8-15374-00	4-26	6G8-24410-E0	9- 8	6J7-42610-50	10- 1
6G8-11197-00	1-46	6G8-12481-00	1-29	648-14343-41	5- 8		24-16	6G8-24410-02	9- 8	6J7-42610-90	10- 1
6G8-11325-00	1-44	6G8-12481-01	1-29	648-14343-42	5- 8	6G8-15376-00	4-32	6G8-24410-03	9- 8	6G8-42613-00-4D	10- 6
6G8-11351-A0	1- 6	6G8-12482-00	11- 9	648-14343-43	5- 8	6G8-15379-00	7- 3	6G8-24411-02	9-10	6G8-42615-00	10- 2
	24- 9	6G8-13300-02	6-13	6A4-14344-30	5-26	6G8-15393-00	4-29	6G8-24421-00	9- 9	6G8-42628-01	10-11
6G8-11355-00	16-28	6G8-13421-00	7-12	6G8-14345-00	5- 7	6G8-15393-10	4-29	677-24444-C1	9-16	6G8-42629-01	11-30
6G8-11356-00	1-42	6G8-13440-00	6-21	6G8-14349-00	5-34	6G8-15710-10	8- 1	6G8-24471-00	9-14	6G8-42651-00	10- 3
6G8-11372-01	1-25	6G8-13442-00-94	6-20	6G8-14357-00	5-43	6G8-15711-00	8- 2	6G8-26363-00	15-10	6G8-42652-00	10- 4
676-11372-00	1-11	6G8-13448-00	4-36	6G8-14368-00	5-30	6G8-15712-00	8-30		23-45	6G8-42677-00	11-29
	1-26	6G8-13471-00	7-15	6G8-14379-00	5-39	6G8-15713-00	8- 4	6G8-26364-00	15-11	6G8-42677-10	22-17
	1-26	6G8-13487-00	7- 4	6G8-14379-10	5-39	6G8-15714-00	8- 3		23-46	6G8-42677-20	23-39
	1-40	6G8-13641-01-94	4- 5	6G8-14381-02	5- 3	6G8-15715-00	8- 7	6G8-41111-02-9M	1- 7	6G9-42678-50	10-10
6G8-11411-04	2- 1	6G8-13645-00	4- 6	6G8-14383-00	5-28	6G8-15716-00	8-27	6G8-41112-02	1- 8	6J7-42678-50	10-10
6G8-11416-00	2- 4		24-14	6G8-14384-01	5- 2	6G8-15719-00	8- 5		24- 2	6G8-42711-01-4D	11- 1
6G8-11416-10	2- 4	6G8-13646-A0	4- 1		24-21	6G8-15723-00	8- 6	6G8-41113-01-9M	1-10	6G8-42716-00	16- 9
6G8-11416-20	2- 4		24-13	6G8-14385-00	5-15	6G8-15726-00	8-21	6G8-41113-02-9M	1-10	6G8-42719-00-94	11-23
6G8-11426-00	2- 8	6G8-13647-00	4- 4		24-26	6G8-15727-00	8- 9	6G8-41113-10-9M	1-10	6G8-42724-00	11- 7
6G8-11536-00-94	6- 2	6G8-1410A-01	5-24	647-14386-10	5- 4	6G8-15734-00	8-25	6G8-41114-00	1- 9	6G8-42724-40	22-15
6G8-11537-00-94	6- 6	389-14137-00	5-44		24-22	6G8-15739-00	8-17		24- 3	6G8-42724-50	23-22
6G8-11557-00	6- 3	1HV-14147-00	5-19	6G8-14392-00	5-14	6G8-15742-00	8-33	6G8-41131-01	16-10	6G9-42724-00	11- 7
6G8-11575-00	7- 1	6G8-14197-01	5-16		24-25	6G8-15746-00	8-23	6G8-41133-A0	16-13	6G8-42727-00	11-10
6G8-11587-00	6- 5	6G8-14198-A0	4-13	5H0-14397-00	5-10	6G8-15747-00	8-26		25- 6	6G8-42738-00-94	11-22
6G8-11610-02	2-10		24-15	5Y1-14397-00	5-27	6F5-15752-00	8-12	6G8-41137-03-94	16- 1	6G8-42741-00-4D	16-23
6G8-11610-12	2-10		24-20		24-29	6F5-15753-00	8-13	6G8-41138-00	16-11	6G8-42748-00	11-19
6G8-11610-22	2-10	646-14198-01	5-33	6G8-14457-00	5-45	6G8-15754-00	8- 8	6G8-41212-00	15-12	6G8-42752-00	19-15
6G8-11631-03-96	2- 9	654-14198-00	5- 6	6G8-14478-00	4-12	6G1-15755-00	8-34	6G8-41237-01	15-18	6G8-42755-00	11-31
634-11633-00	2-11		24-23	6G8-14479-01-94	4-11	6G8-15767-00	8-24	6G8-41238-01	15-15	6G8-42771-00-4D	16-25
6G8-11635-03	2- 9	646-14212-00	5-21	6G8-14479-02-94	4-11	6G8-15768-00	8-10	6G8-41241-01	15-16	6G8-42791-00	16-24


NUMERICAL INDEX  
INDEX NUMERIQUE

PART NO. NO. PIECES	REF. NO.	PART NO. NO. PIECES	REF. NO.	PART NO. NO. PIECES	REF. NO.	PART NO. NO. PIECES	REF. NO.	PART NO. NO. PIECES	REF. NO.	PART NO. NO. PIECES	REF. NO.
6G8-42792-00	16-26	682-44300-01	17-14	6E8-45251-01	18- 4	6G8-81336-00	1-41	6H3-82540-00	23-15	90201-06M00	2- 7
6G8-42811-00-94	11-13	682-44312-00	17-15	6G9-45300-06-4D	17- 1	6G8-81337-00	19-14	6G8-82554-00	22-12	90201-06M31	11- 6
6G8-42815-00	11-11	682-44315-A0	17-21	6G9-45300-16-4D	17- 1	6G8-81800-11	20- 1		23-16		11-16
6G8-42831-00	11-12		25- 9	6E8-45311-00-4D	17- 2	689-81807-12	20-11	682-82556-00	21-18		12-26
6G8-43111-03-4D	12- 1		25-22	683-45315-A0	17-26	689-81809-11	20- 3		23-27	90201-06M94	6-10
6G8-43112-04-4D	12- 2	682-44321-40	25-26		25-11	689-81810-11	20- 4	6G8-82570-02	23-24	90201-06049	14- 7
6J8-43113-01	12-20	682-44322-00	17-18	626-45316-09	17-24	689-81811-11	20- 6	6G8-82571-01	23-25	90201-08MA4	12-67
648-43114-01	12- 6		25-20	6E7-45331-00-5B	17-23	689-81812-11	20- 8	6G9-82575-02	21-17	90201-08M12	12-47
6E7-43116-00	12- 5	682-44322-40	25-27	682-45344-00	25-30	689-81813-10	20- 9	688-82575-01	23-26	90201-10M01	18-20
616-43118-00-4D	12- 3	682-44323-00	17-22	683-45361-01-4D	17-48	689-81820-11	20-10	6G8-82580-00	23-19	90201-10M02	18-18
6G8-43131-00	12-14		25-23	682-45375-01	18- 9	6G8-81822-40-94	20-19	663-82581-01	23-28	90201-12472	19-21
6G5-43145-00	12-19	682-44323-40	25-28		25-15	689-81826-10	20-14	688-82586-50	23-23	90201-13201	6- 8
6G8-43160-01	13- 5	682-44328-00	17-30	682-45376-01	17-11	6F5-81830-11	20-13	6G8-82590-00	23-20	90201-17682	17-40
6G8-43181-00	12- 7	682-44352-01	17-19	6G9-45501-00	17-32	689-81840-11	20- 7	6G8-83582-01	21-16	90201-20M00	14-16
6G8-43311-14-4D	12-21		25-21	6G9-45501-10	17-32	689-81847-11	20- 5		23-29	90201-22428	12-17
6G9-43311-03-4D	12-21		25-29	6E7-45536-00	17-31	689-81850-12	20- 2	682-84381-00	11-33	90202-06007	14- 8
682-43318-01	12- 8	6G8-44361-10	18-10	6E7-45551-00	17-33	689-81857-11	20-12	6G9-85510-01	19- 2	90202-20M33	14-18
	13-23	6G9-44361-00	18-10	6E7-45560-00	17-37	6G8-81870-00	22- 6	6G8-85525-00	21-10	90206-08M13	11-18
682-43339-01	12-13	683-44362-01	17- 4	664-45567-01-10	17-38	6G8-81916-00	21-11	6G9-85540-21	21- 1	90206-10M15	12-12
6G8-43373-00	12-27	626-44365-01	18-11	664-45567-01-12	17-38	6J0-81941-10	22- 1	6G8-85542-00	21- 8	90206-20M14	14-15
682-43611-01	13-16		25-16	664-45567-01-15	17-38		23- 7	6G8-85550-01	19- 1	90209-45M09	12-35
682-43614-00	13-14	682-44365-00	17-17	664-45567-01-18	17-38	6G8-81948-02	21-26	6G8-85550-11	19- 1	90243-04M00	12- 4
682-43615-01	13-15		25-18	664-45567-01-30	17-38		22-22	6G8-85561-00-94	19- 3	90249-06M20	13-11
6G8-43616-00	13- 9	683-44365-01	17- 5	664-45567-01-40	17-38		23- 4	6G8-85570-21	21- 3	90250-05010	17-45
6G8-43617-00	13-13	6E7-44366-00	17- 8	664-45567-01-50	17-38	6G9-81948-00	21-25	6G8-85580-02	19- 5	90266-04M04	10- 5
6G8-43631-02	13- 6	6G8-44367-00	16- 4	6E7-45571-00	17-39	6G1-81952-00	22- 2	90101-08M88	12-64	90269-02M09	14-12
682-43641-00	13-10	683-44373-00	17- 6	626-45577-00-01	17-41		23- 8	90105-06M33	7-14	90280-03M01	6- 7
6G9-43643-00	13-22	6G8-44391-00	11- 8	626-45577-00-03	17-41	6G8-81953-00	22- 3		16-12	90280-03024	17-20
682-43659-00	13-18	6G8-44517-00-94	12-40	626-45577-00-05	17-41		23- 9	90105-08M36	1-32		25-24
682-43673-00	13-26	6G8-44518-00	12-50	6E8-45587-00-13	17-34	6G8-81960-A1	22-19	90105-08M37	1-31	90280-16053	19-19
6G9-43681-00	13-21	6G8-44521-00	12-53	6E8-45587-00-20	17-34		23- 1	90109-06M25	12- 9	90340-08M04	17- 9
6G8-44111-00	15-21	6G8-44522-00	12-48	683-45611-00	17-42	6J8-81960-00	21-24	90116-06M15	4- 7	90386-08M49	11-15
6G9-44111-00-98	15-22	6G8-44526-00	12-41	682-45631-00	17-44	6G8-82105-00	22- 7	90116-06M26	5-29	90386-20M94	13- 8
682-44116-00	15-29	6G8-44532-00	12-54	648-45633-00	17-46		23-21	90116-08M28	12-46	90386-22M92	12-15
682-44117-00	15-30	6G8-44533-00	12-51	650-45635-00	17-43	6J8-82105-10	21-38	90119-06M12	1- 5	90386-22M93	12-16
6G8-44125-00	8-43	6G8-44551-01-4D	12-55	683-45941-00-EL	18-14	6G8-82117-00	22- 8	90119-08M18	1- 4	90386-33M56	14-14
	22-18	6G8-44552-02-4D	12-56	683-45943-00-EL	18-14		23-12	90149-05M05	23-33	90386-37M47	12-37
	23-37	682-44555-00	12-63	683-45945-00-EL	18-14	6G8-82127-00	21-15	90157-06M04	16-27	90386-37M48	12-39
682-44132-00	15-26	6G8-44557-00	12-62	683-45947-00-EL	18-14	6G8-82149-00	16-15	90159-05M06	15- 9	90387-06M09	13- 1
6G8-44141-00	15-27	6G8-45111-12-4D	16-14	683-45949-00-EL	18-14	6G8-82150-00	22- 9	90159-06M05	4-17	90387-06M15	11- 5
6G8-44143-10	15-32	6G9-45111-02-4D	16-14	683-45952-00-EL	18-14		23-13	90170-06015	15-33	90387-06M20	13-17
6G9-44143-00	15-32	6G8-45113-A0	16-19	6E7-45986-00	18-16	682-82151-00	22-10	90170-12066	19-20	90387-06M58	15-14
682-44147-00	17-56		25- 7	6G9-45987-00	18-19		23-14	90170-24M09	6- 4	90387-06M70	21-29
6G9-44150-00	17-55	663-45119-00	12-23	6G8-46241-00	6- 1	6G8-82370-20	21- 7	90171-10M01	18-12	90387-06M71	19-18
6G9-44150-10	17-55	6G8-45127-00	7- 9	6G9-48311-02	15- 1	6G8-82504-00	21-14	90171-10M07	18-17	90387-06M72	11-17
6G8-44159-00	15-25	6G8-45135-00	16- 8	6J7-48311-02	15- 1	6G8-82510-00	23-30	90179-08M06	17-36	90387-06M73	23-41
682-44176-00	17-57	6G8-45151-00	16-18	6G8-48351-51	23-44	6G8-82522-00	21-13	90185-20M03	14-17	90387-13M56	3-14
6E0-44191-11	10-12	6E7-45214-00	18- 7	6G8-81323-00	19-16	6H3-82540-00	22-11	90185-22M11	12-18	90430-08020	17-10

NUMERICAL INDEX  
INDEX NUMERIQUE

PART NO. NO. PIECES	REF. NO.	PART NO. NO. PIECES	REF. NO.	PART NO. NO. PIECES	REF. NO.	PART NO. NO. PIECES	REF. NO.	PART NO. NO. PIECES	REF. NO.	PART NO. NO. PIECES	REF. NO.
90430-08020	25- 8	92990-04100	5-38	92990-06600	22- 5	93210-20M65	9-20	97013-06012	23-10	97595-06520	9- 3
90445-05ME6	11-25		23-32		22-14	93210-24M79	1-49		23-17		16- 7
90445-09M00	9-26		24-28		22-21		24- 8	97013-06035	1-34		17-54
90445-09065	4-31	92990-04200	4-25		22-24	93210-27ME3	6-14	97013-08025	20-15		21- 2
	9- 6		9-13		23- 3	93210-37M67	12-38	97090-08035	18- 2		21- 9
	9-24	92990-04600	15-24		23- 6	93210-56M80	17-53	97095-06008	13-24	97780-40112	4-20
90445-09105	9-21	92990-05100	8-20		23-11		25-14	97095-06010	17- 7		4-24
90445-09163	11- 9		19- 7		23-18	93210-57M09	17-52	97095-06012	8-40		4-27
90445-09220	1-28		23-35		23-43		25-13		12-42		17-16
	1-30	92990-05600	4-15	92990-08600	8-37	93306-00518	17-49		16-16	97780-50110	17-58
90445-09225	9-21		7- 6		12-45	93315-314V8	17-13	97095-06016	6- 9	97880-06030	14- 6
90445-09252	11- 9		15-36		12-65	93315-317U2	17-50		11-14	97890-05006	5-32
90445-11M38	1-52		19- 8		16-22	93332-00005	17-12		11-20	97980-04116	15-23
90445-11M52	4-30		23-36		18- 3	93341-414V1	17-35		11-26	98503-04014	9-12
90445-11M66	1-21	92990-06200	8-28		20-16	93430-04M03	23-42		15- 6		24-27
90445-24M00	15- 2		10- 8		20-18	93450-09M01	1-24		21-32	98507-04010	4-28
90445-10M02	21-19	92990-06300	18- 6	92995-06100	5-18	93450-10M05	18-21		22-20	98580-04010	5-37
90460-38M06	12-49	92990-06600	1-13		7-11	93450-15023	2-12		22-23	98580-04016	5-22
90461-06M01	4-34		1-15		8-16	93604-08062	17- 3		23- 2	98580-05012	7- 5
90465-08028	4-33		1-35		9-18	93605-15065	12-31		23- 5		18- 8
	4-34		4- 3		21-36	93606-12019	16- 6	97095-06020	21-35		19- 6
	9-28		4- 9	93101-13M27	16- 5		16-20	97095-06025	1-12	98580-05016	4-14
	21-20		6-19		25- 5		17-27		6-18	98580-05525	1-45
90465-13M11	21-23		6-24	93101-17054	17-51		18- 1		12-28	98580-06018	5-17
90467-08004	9- 7		6-26		25-12	93700-06M03	12-22		21- 5	98580-06020	19-11
	9-22		8-41	93101-20048	17-25	94701-00282	1-50	97095-06030	21-27	98580-06025	9-17
90480-09M35	11- 2		9-19		25-10	94701-00300	1-50		1-14		19- 9
90480-13M24	21-30		9-30	93101-25M24	2- 3	95023-06025	19- 4		6-25	98780-03008	9-11
90480-15M31	19-17		11-21		24-11	95303-04600	15-17		11- 3	98780-05016	14- 3
90480-19031	11-24		11-27	93102-18M21	6-12	95303-08700	8-11		12-32	98813-03100	5-40
90480-25161	21- 4		12-11		24-12	95380-05600	23-34		15-13	98980-04008	23-31
90501-12M40	3-15		12-33	93102-30M22	2- 2	95380-06700	4- 2	97095-06040	25-19	98980-06008	21-12
90501-12M41	3-16		12-43		24-10		4-10	97095-06045	4- 8	99080-05600	13-12
90501-14M06	17-47		12-58	93210-08M60	16- 3		10- 7		12-57		13-19
90501-18M00	12-25		12-60		25- 4		12-61		17-28	99510-08012	19-13
90501-23M42	14- 5		13- 4	93210-09M01	6-16		13- 3	97095-06095	12-59	99510-10114	1- 3
90506-26M01	13-20		13-25		6-22		14- 9	97095-06135	13- 2		1-33
90506-26M07	13-20		15- 7		24-18		15-34	97313-05012	8-19		
90508-18M33	13- 7		16-17	93210-10M61	6-15		21-31	97313-06010	7-10		
90890-44373	8-18		17-29		24-17	95680-06100	12-10	97313-06040	11- 4		
91490-16010	11-32		19-10	93210-11M59	1-37	95780-08300	12-52	97313-06050	6-23		
	15-37		19-12		24- 6		12-66	97313-08030	8-36		
91490-16015	8-29		21- 6	93210-12M62	7- 2	95895-06020	18- 5	97315-06025	8-15		
91490-25020	15-28		21-22	93210-13M63	1-47	97013-06012	9-29	97395-08016	20-17		
91490-30020	18-13		21-28		6-17		15-31	97395-08030	12-44		
91490-30030	18-13		21-33		24- 7		21-21	97395-08040	16-21		
91790-05020	15-35		21-34	93210-16M64	7-16		22- 4	97595-06520	1-20		
92990-04100	5-23		21-37		25- 3		22-13		1-43		

**YAMAHA**



**PARTS  
CATALOGUE  
CATALOGUE  
DE PIÉCES  
DETACHÉES**

**F8B '94 (6J7)  
F9.9B'94 (6G9)**

**YAMAHA**  
**GENUINE**  
Parts & Accessories

2S6G9-300F1

**A1**

# FOREWORD

This Parts Catalogue is related to the parts in use for the Yamaha outboard motor F8B'94 (6J7)/F9.9B'94(6G9). When you are ordering replacement parts for the F8B'94(6J7)/F9.9B'94(6G9), refer to this Parts Catalogue and quote both part numbers and part names correctly.

1. Modifications or additions which have been made after issue of the Parts Catalogue will be announced in the Yamaha Parts News.  
It is advisable that according to the Yamaha Parts News you make necessary corrections to the Parts Catalogue on hand to keep it up-to-date.

## 2. Abbreviations

The following abbreviations are used in this Parts Catalogue.

UR	Use size (thickness) and/or number as required.
UN	Use as many as you need.
AP	Alternate Parts
STD	Standard
O/S	Over Size

3. Parts, which are to be supplied in the form of assemblies, are listed with an indention of one letter's space, and a dot ( . ) is put against the name of each part.

### EXAMPLE

CARBURETOR ASS'Y

. JET, pilot

. NOZZLE, main

4. Indication of No. of constituent parts for assembly.

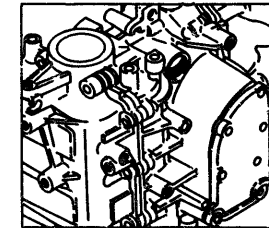
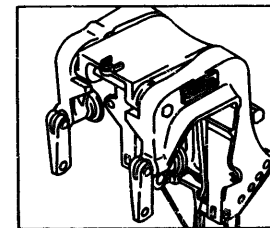
The numeral appearing to the right of each constituent part under the description indicates the quantity of such parts for each individual assembly unit.

### EXAMPLE

Part No.	Description	Q'ty	Remarks
6E0-85500-70	C.D.I. MAGNETO ASS'Y	1	
6E0-85550-70	. ROTOR ASS'Y	1	
6E0-15723-00-94	. . PULLEY, starter	1	

## 5. Initial Serial No. and Color Code

Engine Serial No.		
F8BM	S :	000310 and following
	L :	301181 and following
F8BE	S :	100219 and following
	L :	400678 and following
F8BEM	S :	200128 and following
	L :	500536 and following
F9.9BM	S :	008643 and following
	L :	305977 and following
F9.9BE	S :	101026 and following
	L :	401523 and following
F9.9BEM	S :	200245 and following
	L :	500269 and following



Color Code	Color Name	Abbreviate
4D	DARK BLuish GRAY METALLIC 2	DBNM2

# AVANT-PROPOS

Ce catalogue de pièces Détachées concerne les pièces utilisées sur le Yamaha moteur hors bord F8B(6J7)/F9.9B(6G9) modèle 1994. Lorsque vous commandez des pièces détachées pour le veuillez vous reporter à ce catalogue de Pièces Détachées et indiquer clairement et les numéros de pièces et leurs noms.

1. Les modifications ou ajouts ayant été faits après la sortie du Catalogue de Pièces Détachées seront décrits dans les Bulletins Yamaha.

A partir des Bulletins Yamaha, il est conseillé de faire les corrections nécessaires au Catalogue de Pièces Détachées afin de le tenir à jour.

## 2 Abréviations

Dans ce catalogue, les abréviations suivantes sont utilisées.

UR	Utiliser la taille (épaisseur) et/ou le nombre demandés.
UN	Utiliser autant que vous en avez besoin.
AP	Pièces de Rechange
STD	Standard
O/S	Cote Réparation

- 3 Les pièces, devant être fournies sous forme d'ensembles, sont cataloguées avec un décalage d'une lettre, et un point ( . ) est mis devant le nom de chaque pièce.

**EXEMPLE** CARBURATEUR (ENS.)  
 .GICLEUR de ralenti  
 .TUBE d'émulsion

4. Indication du Nbre. de pièces constituant un ensemble

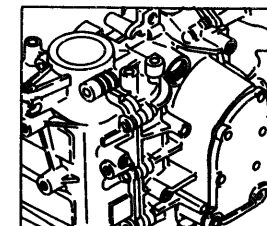
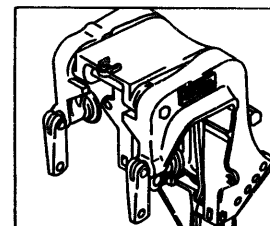
Le chiffre apparaissant sur la droite de chaque pièce composante située dans la colonne "Désignation" indique la quantité de telles pièces pour chaque ensemble individuel.

**EXEMPLE**

Référence	Désignation	Q/té Remarques
6E0-85500-70	VOLANT MAGNETO-ELECTRONIQUE (ENS.)	1
6E0-85550-70	.VOLANT NU (ENS.)	1
6E0-15723-00-94	..POULIE, lanceur	1

## 5. No. de Série de Départ et Code de Couleur

No. De Série	F8BM	S : 000310 et suivants L : 301181 et suivants
	F8BE	S : 100219 et suivants L : 400678 et suivants
	F8BEM	S : 200128 et suivants L : 500536 et suivants
	F9.9BM	S : 008643 et suivants L : 305977 et suivants
	F9.9BE	S : 101026 et suivants L : 401523 et suivants
	F9.9BEM	S : 200245 et suivants L : 500269 et suivants



Code de Couleur	Nom de la Couleur	Abréviation
4D	DARK BLUISH GRAY METALLIC 2	DBNM2



# CONTENTS

## Sheet 1/2 (Fig. 1 to Fig. 21)

FIG. 1	CYLINDER. CRANKCASE .....	A6~B1
FIG. 2	CRANKSHAFT. PISTON .....	B2
FIG. 3	VALVE .....	B3
FIG. 4	INTAKE .....	B4, B5
FIG. 5	CARBURETOR .....	B6~C1
FIG. 6	OIL PUMP .....	C2
FIG. 7	OIL PAN .....	C3
FIG. 8	STARTER .....	C4, C5
FIG. 9	FUEL .....	C6, C7
FIG. 10	TOP COWLING .....	D1
FIG. 11	BOTTOM COWLING .....	D2, D3
FIG. 12	BRACKET 1 .....	D4~D6
FIG. 13	BRACKET 2 .....	D7
FIG. 14	STEERING (F8B(E)M/F9.9B(E)M) .....	E1
FIG. 15	CONTROL .....	E2, E3
FIG. 16	UPPER CASING .....	E4, E5
FIG. 17	LOWER CASING. DRIVE 1 .....	E6~F1
FIG. 18	LOWER CASING. DRIVE 2 .....	F2, F3
FIG. 19	GENERATOR .....	F4
FIG. 20	STARTING MOTOR (F8BE(M)/F9.9BE(M)) .....	F5
FIG. 21	ELECTRICAL 1 .....	F6, F7

NUMERICAL INDEX

## Sheet 2/2 (Fig. 22 to Fig. 25)

FIG. 22	ELECTRICAL 2 (F8BEM/F9.9BEM) .....	A6
FIG. 23	ELECTRICAL 3 (F8BE/F9.9BE) .....	A7, B1
FIG. 24	REPAIR KIT 1 .....	B2, B3
FIG. 25	REPAIR KIT 2 .....	B4, B5

NUMERICAL INDEX

# TABLE DES MATIERES

## Feuille 1/2 (Fig. 1 ~ Fig. 21)

FIG. 1	CYLINDRE. CARTER .....	A6~B1
FIG. 2	VILEBREQUIN. PISTON .....	B2
FIG. 3	SOUPAPE .....	B3
FIG. 4	ADMISSION .....	B4, B5
FIG. 5	CARBURATEUR .....	B6~C1
FIG. 6	POMPE A HUILE .....	C2
FIG. 7	VENTILATEUR D' HUILE .....	C3
FIG. 8	DEMARREUR .....	C4, C5
FIG. 9	CARBURANT .....	C6, C7
FIG. 10	CAPOT SUPERIEUR .....	D1
FIG. 11	CAPOT INFERIEUR .....	D2, D3
FIG. 12	SUPPORT 1 .....	D4~D6
FIG. 13	SUPPORT 2 .....	D7
FIG. 14	DIRECTION (F8B(E)M/F9.9B(E)M) .....	E1
FIG. 15	COMMANDE .....	E2, E3
FIG. 16	FOURREAU .....	E4, E5
FIG. 17	BOITIER D' HELICE, TRANSMISSION 1 .....	E6~F1
FIG. 18	BOITIER D' HELICE, TRANSMISSION 2 .....	F2, F3
FIG. 19	GENERATRICE .....	F4
FIG. 20	DEMARREUR ELECTRIQUE (F8BE(M)/F9.9BE(M)) .....	F5
FIG. 21	PARTIE ELECTRIQUE 1 .....	F6, F7
INDEX NUMERIQUE		

## Feuille 2/2 (Fig. 22 ~ Fig. 25)

FIG. 22	PARTIE ELECTRIQUE 2 (F8BEM/F9.9BEM) .....	A6
FIG. 23	PARTIE ELECTRIQUE 3 (F8BE/F9.9BE) .....	A7, B1
FIG. 24	KITS DE REPARATION 1 .....	B2, B3
FIG. 25	KITS DE REPARATION 2 .....	B4, B5
INDEX NUMERIQUE		

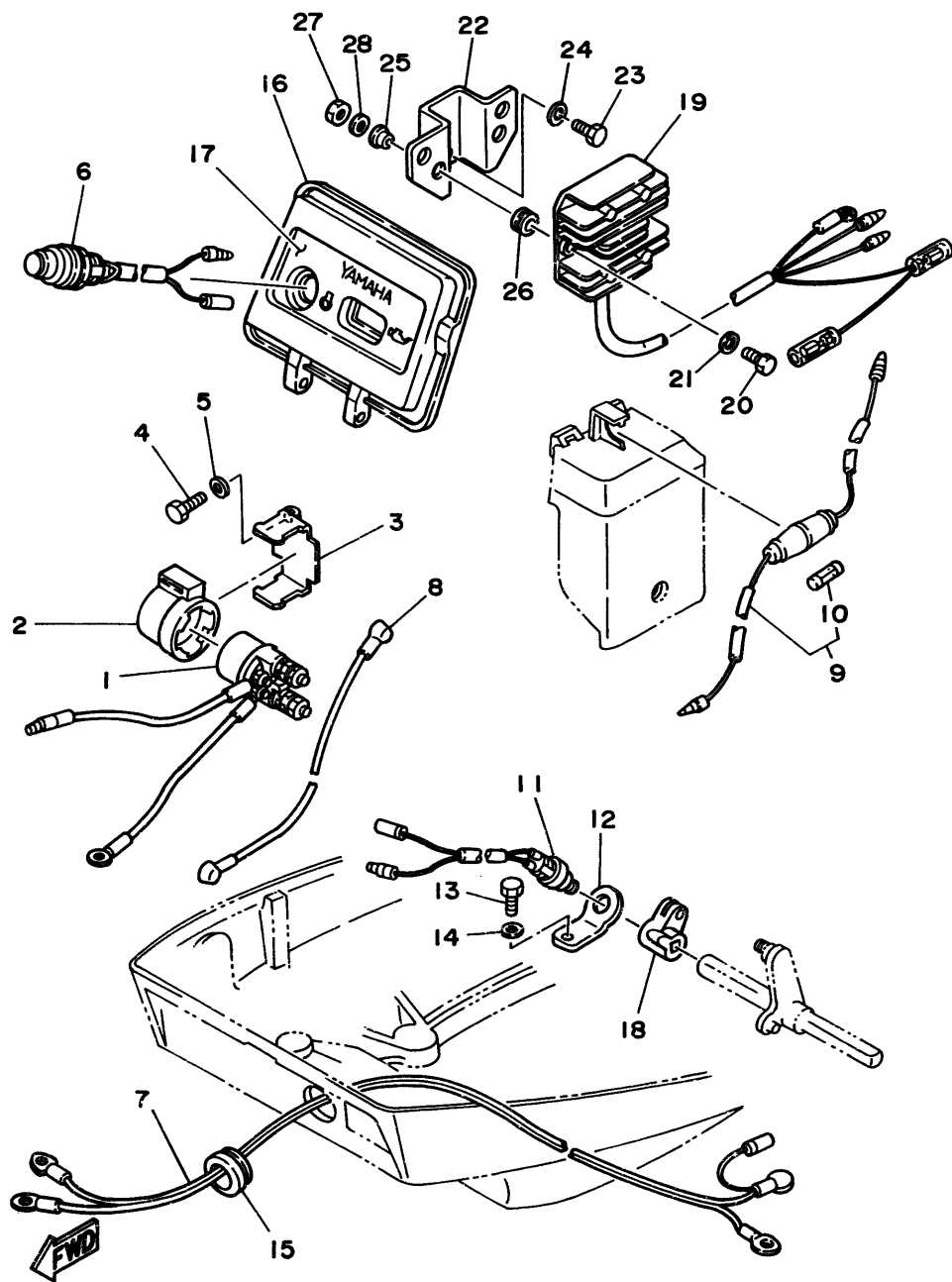


FIG. 22 ELECTRICAL 2 (F8BEM/F9.9BEM) PARTIE ELECTRIQUE 2 (F8BEM/F9.9BEM)

REF. NO.	PART NO. NO. PIECES	DESCRIPTION DESCRIPTION	Q'TY QTE	REMARKS REMARQUES
1	6J0-81941-10	STARTER RELAY ASSY LANCEUR RELAIS (ENS.)	1	
2	6G1-81952-00	HOLDER, RELAY SUPPORT, RELAIS	1	
3	6G8-81953-00	STAY, RELAY SUPPORT, RELAIS	1	
4	97013-06012	BOLT BOULON	1	
5	92990-06600	WASHER, PLATE RONDELLE, PLATE	1	
6	6G8-81870-00	STARTING SWITCH ASSY CONTACT A CLEF	1	
7	6G8-82105-00	WIRE HARNESS FAISCEAU DE FILS	1	
8	6G8-82117-00	WIRE, LEAD FIL	1	
9	6G8-82150-00	FUSE HOLDER ASSY SUPPORT DE FUSIBLE	1	
10	682-82151-00	.FUSE (20A) .FUSIBLE (20A)	1	
11	6H3-82540-00	NEUTRAL SWITCH ASSY CONTACTEUR DE POINT-MORT	1	
12	6G8-82554-00	STAY, NEUTRAL SWITCH SUPPORT, CONT DE POINT-MORT	1	
13	97013-06012	BOLT BOULON	1	
14	92990-06600	WASHER, PLATE RONDELLE, PLATE	1	
15	6G8-42724-40	GROMMET PASSE-FIL	1	
16	6G8-W4261-10	PANEL, FRONT UPPER PANNEAU, AVANT SUPERIEUR	1	
17	6G8-42677-10	GRAPHIC, FRONT ADHESIF, AVANT	1	
18	6G8-44125-00	LEVER, SHIFT ROD LEVIER, TIGE D'INVERSION	1	
19	6G8-81960-A1	RECTIFIER & REGULATOR ASSY REDRESSEUR REGULATEUR CPLT	1	
20	97095-06016	BOLT BOULON	2	
21	92990-06600	WASHER, PLATE RONDELLE, PLATE	2	
22	6G8-81948-02	BRACKET JOINT TORIQUE	1	
23	97095-06016	BOLT BOULON	1	
24	92990-06600	WASHER, PLATE RONDELLE, PLATE	1	
25	90387-06M70	COLLAR COLLERETTE	2	
26	90480-13M24	GROMMET RONDELLE CAOUTCHOUC	2	
27	95380-06700	NUT ECROU	2	
28	92990-06600	WASHER, PLATE RONDELLE, PLATE	2	

A6

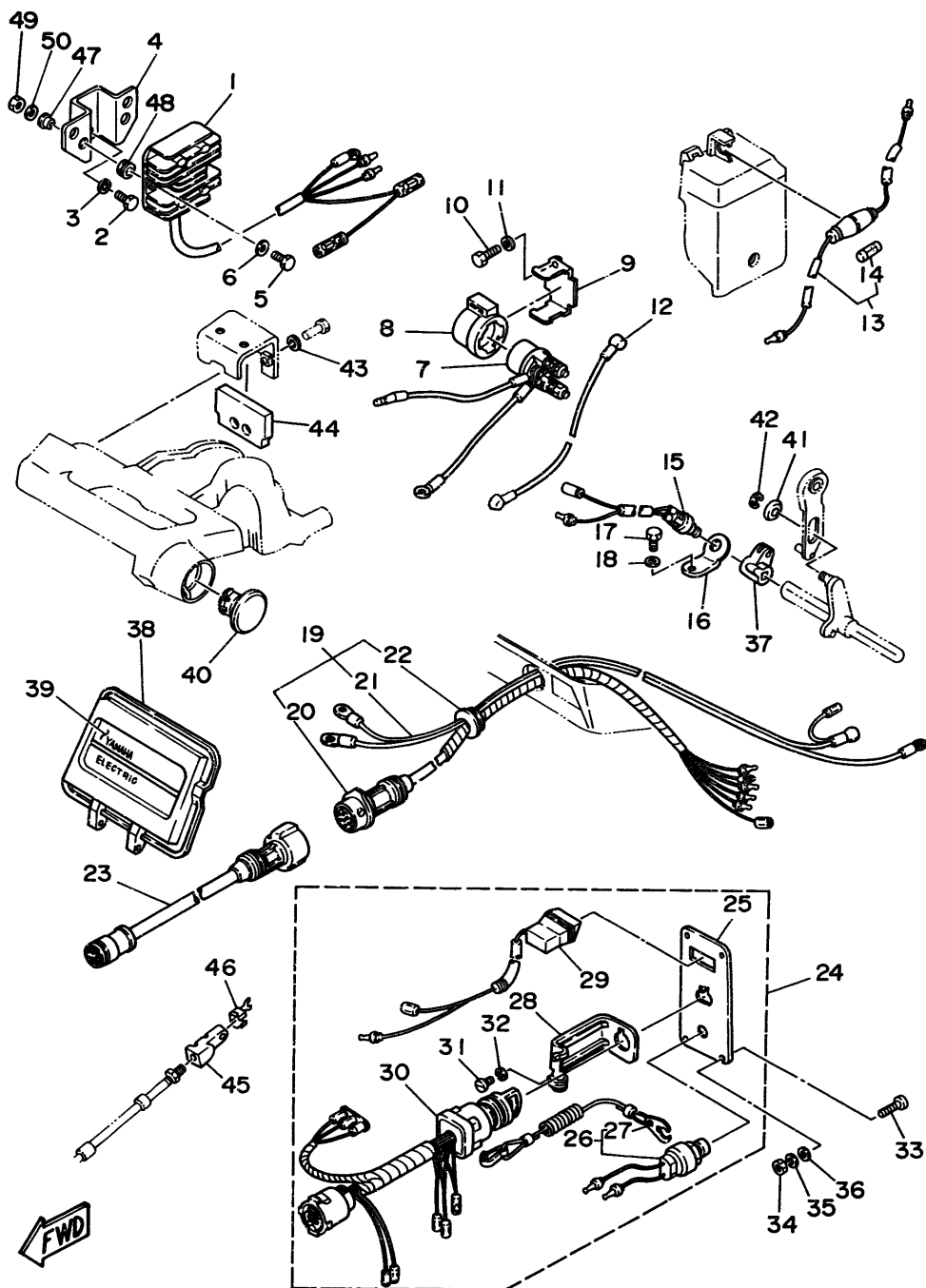


FIG. 23 ELECTRICAL 3 (F8BE/F9.9BE) PARTIE ELECTRIQUE 3 (F8BE/F9.9BE)

REF. NO.	PART NO. NO. PIECES	DESCRIPTION DESCRIPTION	Q'TY QTE	REMARKS REMARQUES
1	6G8-81960-A1	RECTIFIER & REGULATOR ASSY REDRESSEUR REGULATEUR CPLT	1	
2	97095-06016	BOLT BOULON	2	
3	92990-06600	WASHER, PLATE RONDELLE, PLATE	2	
4	6G8-81948-02	BRACKET JOINT TORIQUE	1	
5	97095-06016	BOLT BOULON	1	
6	92990-06600	WASHER, PLATE RONDELLE, PLATE	1	
7	6J0-81941-10	STARTER RELAY ASSY LANCEUR RELAIS (ENS.)	1	
8	6G1-81952-00	HOLDER, RELAY SUPPORT, RELAIS	1	
9	6G8-81953-00	STAY, RELAY SUPPORT, RELAIS	1	
10	97013-06012	BOLT BOULON	1	
11	92990-06600	WASHER, PLATE RONDELLE, PLATE	1	
12	6G8-82117-00	WIRE, LEAD FIL	1	
13	6G8-82150-00	FUSE HOLDER ASSY SUPPORT DE FUSIBLE	1	
14	682-82151-00	.FUSE (20A) .FUSIBLE (20A)	1	
15	6H3-82540-00	NEUTRAL SWITCH ASSY CONTACTEUR DE POINT-MORT	1	
16	6G8-82554-00	STAY, NEUTRAL SWITCH SUPPORT, CONT DE POINT-MORT	1	
17	97013-06012	BOLT BOULON	1	
18	92990-06600	WASHER, PLATE RONDELLE, PLATE	1	
19	6G8-82580-00	WIRE HARNESS ASSY 2 FAISCEAU DE FILS 2 CPLT	1	
20	6G8-82590-00	.WIRE HARNESS ASSY .FAISCEAU DE FILS COMPLET	1	
21	6G8-82105-00	.WIRE HARNESS .FAISCEAU DE FILS	1	
22	6G8-42724-50	.GROMMET .PASSE-FIL	1	
23	688-82586-50	EXTENSION, WIREHARNESS EXTENSION, FAISCEAU DE FILS	1	L:5M (7P)
24	6G8-82570-02	PANEL SWITCH ASSY PLATINE D'INTERRUPEUR CPLT	1	
25	6G8-82571-01	.PANEL, SWITCH .TABLEAU, CONTACTEUR	1	
26	688-82575-01	.ENGINE STOP SWITCH ASSY .COUPE CIRCUIT CPLT	1	
27	682-82556-00	..STOPPER ..PLAQUETTE	1	
28	663-82581-01	.STAY, CORD CLAMP .SUPPORT, COLLIER DE CORDON	1	

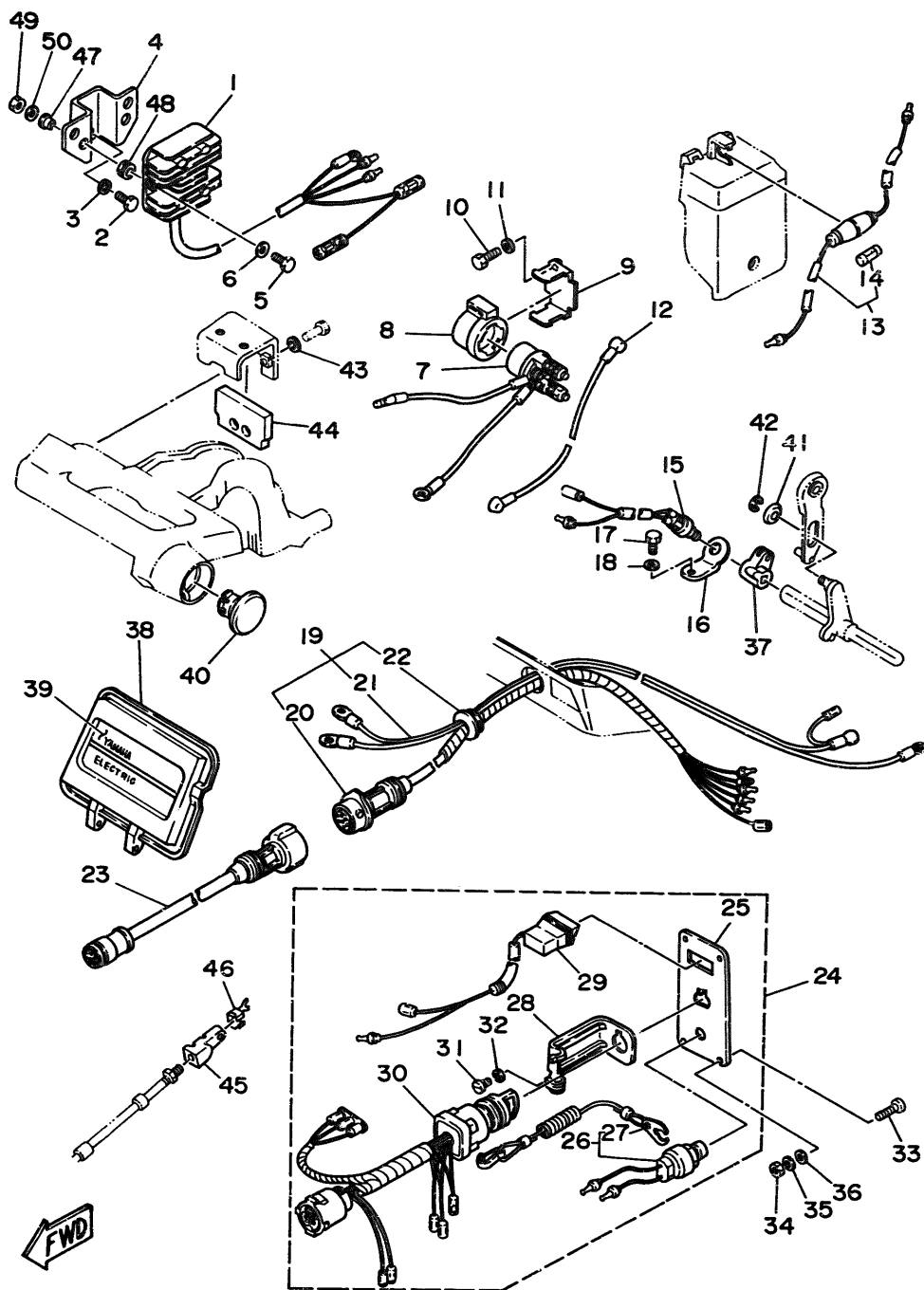


FIG. 23 ELECTRICAL 3 (F8BE/F9.9BE) PARTIE ELECTRIQUE 3 (F8BE/F9.9BE)

REF. NO.	PART NO. NO. PIECES	DESCRIPTION DESCRIPTION	Q'TY QTE	REMARKS REMARQUES
29	6G8-83582-01	.PILOT LIGHT ASSY .LAMPE-TEMOIN COMPLET	1	
30	6G8-82510-00	.MAIN SWITCH ASSY .CONTACTEUR A CLEF COMPLET	1	
31	98980-04008	.SCREW, BIND .VIS	1	
32	92990-04100	.WASHER, SPRING .RONDELLE, GROWER	1	
33	90149-05M05	SCREW VIS	4	
34	95380-05600	NUT ECROU	4	
35	92990-05100	WASHER, SPRING RONDELLE, GROWER	4	
36	92990-05600	WASHER, PLATE RONDELLE, PLATE	4	
37	6G8-44125-00	LEVER, SHIFT ROD LEVIER, TIGE D'INVERSION	1	
38	6G8-W4261-10	PANEL, FRONT UPPER PANNEAU, AVANT SUPERIEUR	1	
39	6G8-42677-20	GRAPHIC, FRONT ADHESIF, AVANT	1	
40	6G8-42551-00	GROMMET PASSE-FIL	1	
41	90387-06M73	COLLAR COLLERETTE	1	
42	93430-04M03	CIRCLIP CLIPS	1	
43	92990-06600	WASHER, PLATE RONDELLE, PLATE	2	
44	6G8-48351-51	SEAL, RUBBER PASSE-FIL	1	
45	6G8-26363-00	END, CABLE EMBOUT DE CABLE	1	
46	6G8-26364-00	END, CABLE 2 EMBOUT, DE CABLE	1	
47	90387-06M70	COLLAR COLLERETTE	2	
48	90480-13M24	GROMMET RONDELLE CAOUTCHOUC	2	
49	95380-06700	NUT ECROU	2	
50	92990-06600	WASHER, PLATE RONDELLE, PLATE	2	

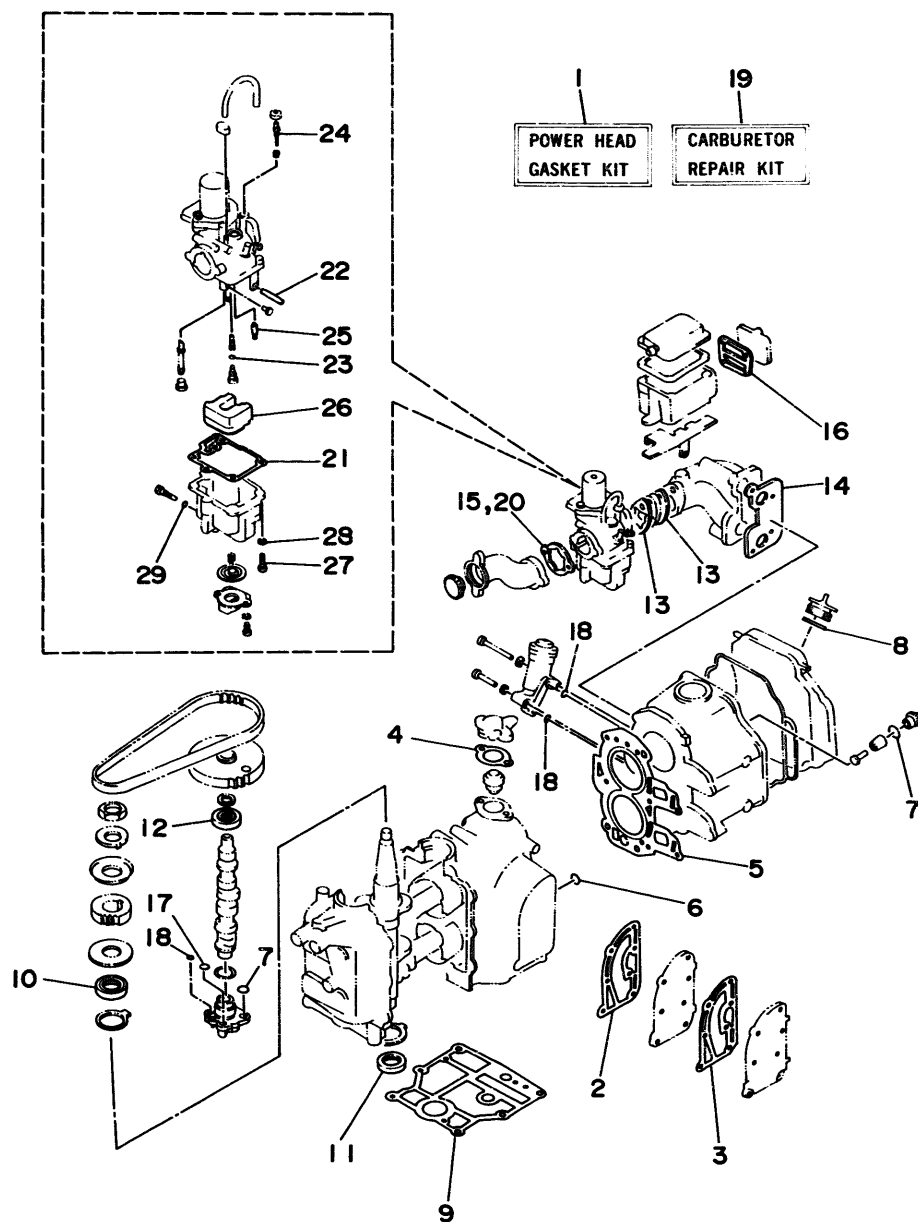


FIG. 24 REPAIR KIT 1

KITS DE REPARATION 1

REF. NO.	PART NO. NO. PIECES	DESCRIPTION DESCRIPTION	Q'TY QTE	REMARKS REMARQUES
1	6G8-W0001-03	POWER HEAD GASKET KIT POCHETTE DE JOINTS TETE MOTRICE	1	
2	6G8-41112-02	.GASKET, EXHAUST INNER COVER .JOINT, PLAQUE D'ECHAPPEMENT	1	
3	6G8-41114-00	.GASKET, EXHAUST OUTER COVER .JOINT, COUVERCLE D'ECHAPPEMENT	1	
4	6G8-12414-A0	.GASKET, COVER .JOINT, COUVERCLE	1	
5	6G8-11181-A0	.GASKET, CYLINDER HEAD 1 .JOINT, DE CULASSE 1	1	
6	93210-11M59	.O-RING .JOINT TORIQUE	1	
7	93210-13M63	.O-RING .JOINT TORIQUE	3	
8	93210-24M79	.O-RING .JOINT TORIQUE	1	
9	6G8-11351-A0	.GASKET, CYLINDER .JOINT, D'EMBASE	1	
10	93102-30M22	.OIL SEAL .JOINT SPY	1	
11	93101-25M24	.OIL SEAL .JOINT SPY	1	
12	93102-18M21	.OIL SEAL .JOINT SPY	1	
13	6G8-13646-A0	.GASKET, MANIFOLD 2 .JOINT, TUBULURE 2	2	
14	6G8-13645-00	.GASKET, MANIFOLD 1 .JOINT, TUBULURE 1	1	
15	6G8-14198-A0	.GASKET .JOINT	1	
16	6G8-15374-00	.GASKET, BREATHER .JOINT, RENIFLARD	1	
17	93210-10M61	.O-RING .JOINT TORIQUE	1	
18	93210-09M01	.O-RING .JOINT TORIQUE	3	
19	6G8-W0093-01	CARBURETOR REPAIR KIT KIT DE REPARATION CARBURATEUR	1	
20	6G8-14198-A0	.GASKET .JOINT	1	
21	6G8-14384-01	.GASKET, FLOAT CHAMBER .JOINT, CUVE DE FLOTTEUR	1	
22	647-14386-10	.PIN, FLOAT .AXE, FLOTTEUR	1	
23	654-14198-00	.GASKET .JOINT	1	
24	6G8-14323-00	.SCREW, AIR ADJUSTING .VIS DE DOSEUR D'AIR	1	
25	6G8-14392-00	.VALVE, NEEDLE .POINTEAU	1	
26	6G8-14385-00	.FLOAT .FLOTTEUR	1	
27	98503-04014	.SCREW, PAN HEAD .VIS	1	
28	92990-04100	.WASHER, SPRING .RONDELLE, GROWER	1	

B2

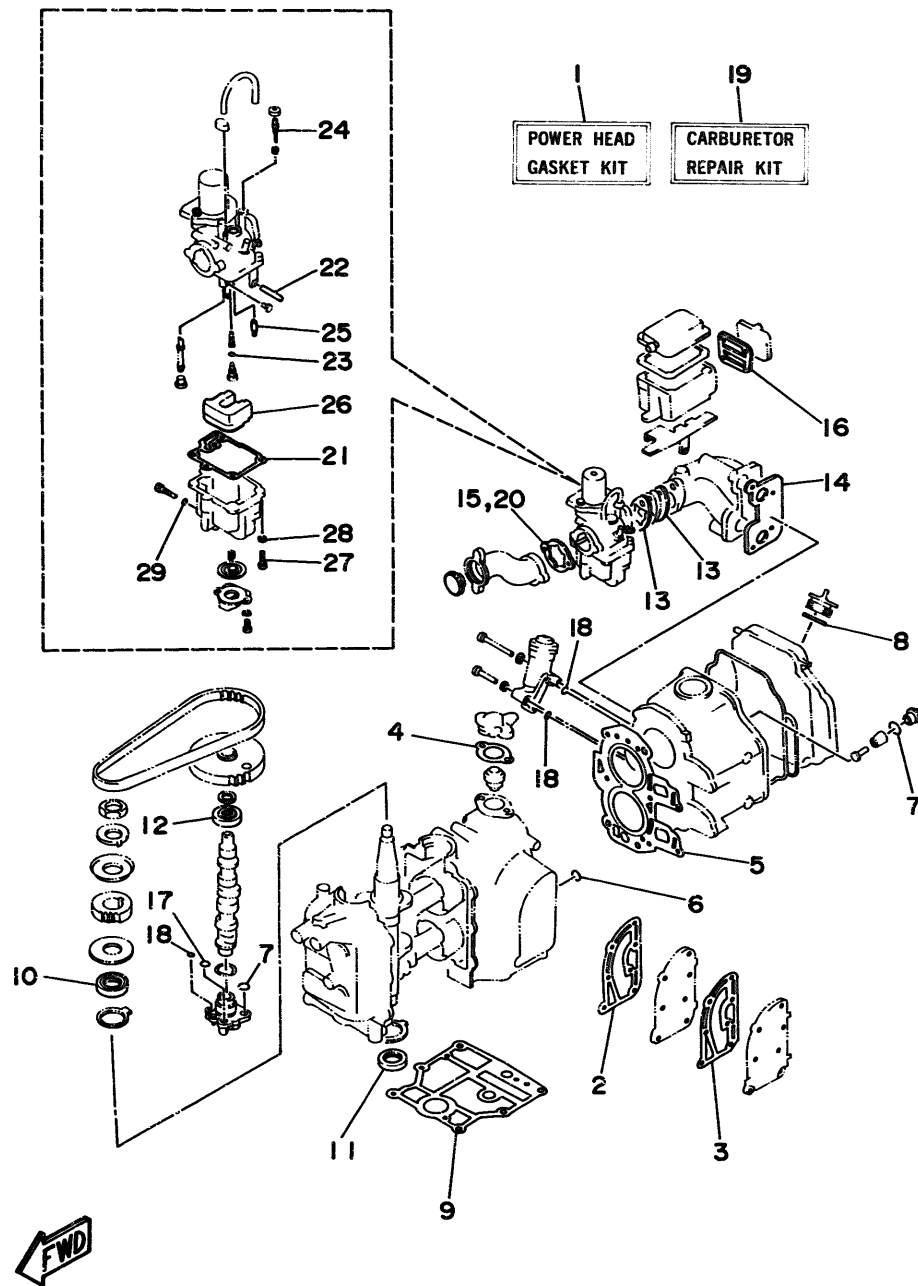


FIG. 24 REPAIR KIT 1

KITS DE REPARATION 1

REF. NO.	PART NO. NO. PIECES	DESCRIPTION DESCRIPTION	Q'TY QTE	REMARKS REMARQUES
29	5Y1-14397-00	.O-RING .JOINT TORIQUE	1	

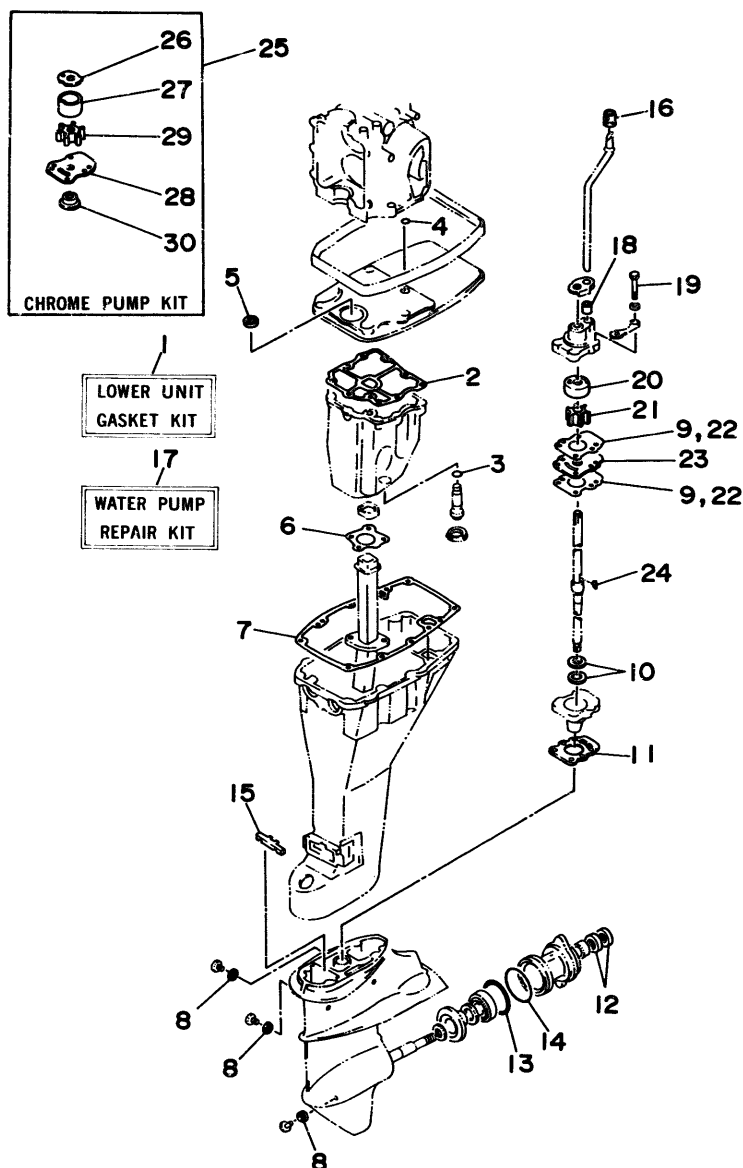


FIG. 25 REPAIR KIT 2

KITS DE REPARATION 2

REF. NO.	PART NO. NO. PIECES	DESCRIPTION DESCRIPTION	Q'TY QTE	REMARKS REMARQUES
1	6G9-W0001-24	LOWER UNIT GASKET KIT POCHETTE DE JOINTS EMBASE	1	
2	6G8-15312-A1	.GASKET, OIL PAN .JOINT DE VENTILATEUR D'HUILE	1	
3	93210-16M64	.O-RING .JOINT TORIQUE	1	
4	93210-08M60	.O-RING .JOINT TORIQUE	1	
5	93101-13M27	.OIL SEAL .JOINT SPY	1	
6	6G8-41133-A0	.GASKET, EXHAUST MANIFOLD 1 .JOINT, PIPE D'ECHAPPEMENT	1	
7	6G8-45113-A0	.GASKET, UPPER CASING .JOINT, TUBE D'ARBRE	1	
8	90430-08020	.GASKET .JOINT	3	
9	682-44315-A0	.GASKET, WATER PUMP .JOINT, POMPE A EAU	2	
10	93101-20048	.OIL SEAL .JOINT SPY	2	
11	683-45315-A0	.PACKING, LOWER CASING .JOINT, BOITIER D'HELICE	1	
12	93101-17054	.OIL SEAL .JOINT SPY	2	
13	93210-57M09	.O-RING .JOINT TORIQUE	1	
14	93210-56M80	.O-RING .JOINT TORIQUE	1	
15	682-45375-01	.DAMPER, SEAL .BOURRELET, CAOUTCHOUC	1	
16	626-44365-01	.DAMPER, WATER SEAL .JOINT, TUBE D'EAU	1	
17	682-W0078-01	WATER PUMP REPAIR KIT KIT DE REPARATION DE LA POMPE	1	
18	682-44365-00	.DAMPER, WATER SEAL .JOINT, TUBE D'EAU	1	
19	97095-06040	.BOLT .BOULON	4	
20	682-44322-00	.INSERT, CARTRIDGE .CUVETTE	1	
21	682-44352-01	.IMPELLER .TURBINE	1	
22	682-44315-A0	.GASKET, WATER PUMP .JOINT, POMPE A EAU	2	
23	682-44323-00	.OUTER PLATE, CARTRIDGE .PLAQUE EXTERIEURE	1	
24	90280-03024	.KEY, WOODRUFF .CLAVETTE, DEMI-LUNE	1	
25	682-W0078-0A	CHROME PUMP KIT KIT DE POMPE A EAU CHROME	1	
26	682-44321-40	.INNER PLATE, CARTRIDGE .CUVETTE	1	
27	682-44322-40	.INSERT, CARTRIDGE .CUVETTE	1	
28	682-44323-40	.OUTER PLATE, CARTRIDGE .PLAQUE EXTERIEURE	1	



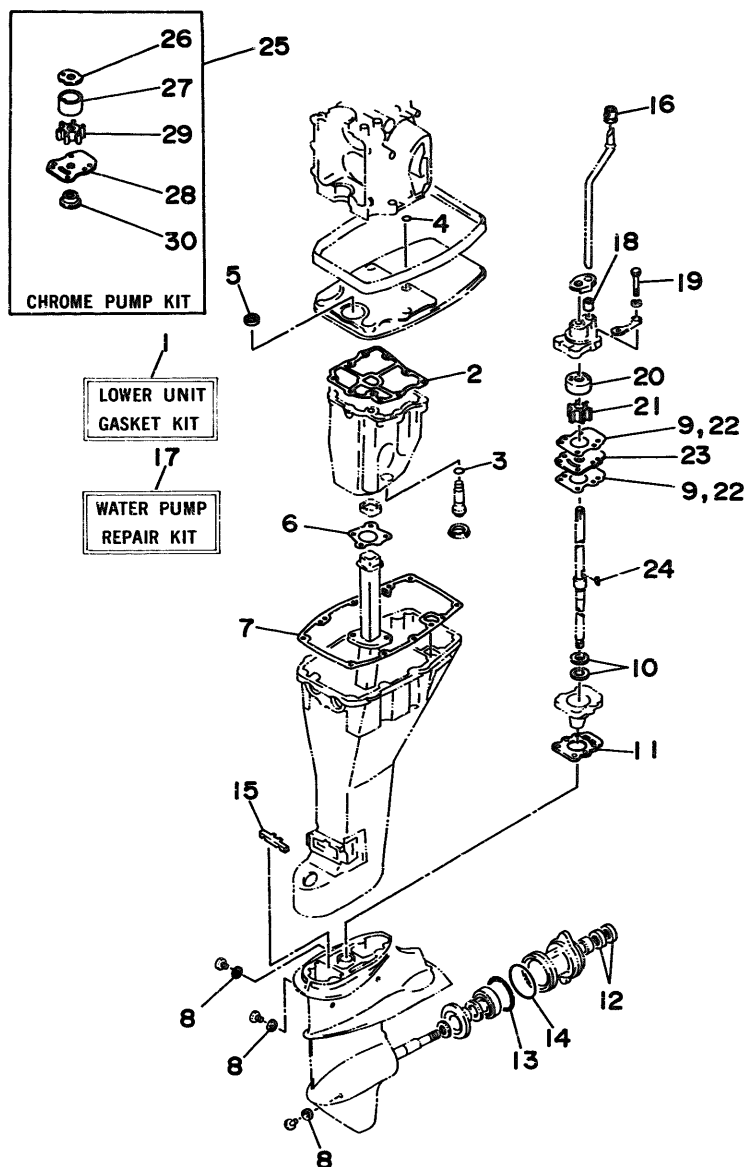


FIG. 25 REPAIR KIT 2

KITS DE REPARATION 2

REF. NO.	PART NO. NO. PIECES	DESCRIPTION DESCRIPTION	Q'TY QTE	REMARKS REMARQUES
29	682-44352-01	.IMPELLER	1	
		.TURBINE		
30	682-45344-00	.COVER, OIL SEAL	1	
		.FLASQE, JOINT D'HUILE		

FWD

B5

NUMERICAL INDEX  
INDEX NUMERIQUE

PART NO. NO. PIECES	REF. NO.	PART NO. NO. PIECES	REF. NO.	PART NO. NO. PIECES	REF. NO.	PART NO. NO. PIECES	REF. NO.	PART NO. NO. PIECES	REF. NO.	PART NO. NO. PIECES	REF. NO.
6G8-W0001-03	24- 1	6G8-11636-03	2- 9	6G8-14216-00	5-10	6G8-14479-10-94	4-11	6G8-15770-00	8-38	6G8-41242-01	15-19
6G9-W0001-24	25- 1	6G8-11650-03	2- 5	6G8-14217-00	5-35	6G8-14493-00	15-20	6G8-15771-00	8-39	6G8-41654-00	15- 8
6G9-W0070-50	10- 9	6G8-11654-00	2- 6	6G8-14229-00	5-41	6J6-14493-00	15-20	6G8-15772-00	8-42	6G8-41661-00-98	15- 3
682-W0078-0A	25-25	6G8-12111-00	3- 1	6G8-14275-01	5-31	6G8-14827-00	5-25	6G8-15779-00	8-31	6G8-41662-00-98	15- 4
682-W0078-01	25-17	6G8-12113-00	3- 4	6G8-14286-01	5-42	6G8-14997-00	5-12	689-15779-01	8-35	6G8-41663-00	15- 5
6G8-W0090-30-4D	1- 1	6G8-12116-00	3- 3	6G8-14293-03	5-36	6G8-15100-05-94	1- 2	6G8-15789-00	8-32	6G9-42111-02-4D	14- 1
6G8-W0090-31-4D	1- 1	6G8-12117-00	3- 5	6G8-14293-10	5-36	6G8-15311-02-0D	7- 7	6F5-15791-00	8-14	6G9-42112-01-4D	14- 2
6G8-W0090-32-4D	1- 1	6G8-12117-10	3- 7	6G9-14301-05	5- 1	6G8-15312-A1	7- 8	6G8-15794-00	8-22	6G8-42119-00	14-10
6G8-W0093-01	24-19	30X-12118-00	3- 6	6G9-14301-10	5- 1		25- 2	646-24251-02	9- 5	6G8-42126-01-94	14- 4
676-W2810-01	9-27	51Y-12119-00	3- 9	6J7-14301-06	5- 1	6G8-15316-00	7-13	6G1-24304-02	9- 1	6G8-42137-01	14-11
6G8-W4261-00	11-28	6G8-12121-01	3- 2	6J7-14301-10	5- 1	6G8-15346-00	4-22	6G8-24311-00	9- 4	6G8-42177-00	14-13
6G8-W4261-10	22-16	6G8-12146-00	3-13	664-14321-01	5-20	6G8-15347-00	4-23	6H4-24312-00	9-25	6G9-42511-01-4D	12-29
	23-38	6G8-12151-00	3-10	6G8-14323-00	5-13	6G8-15358-00	4-16	6G8-24329-00	9- 2	6G8-42521-10-94	12-34
683-W4591-02-EL	18-15	6G8-12153-00	3- 8		24-24	6G8-15362-04	7-17		9-15	6G9-42521-00-94	12-34
683-W4592-02-EL	18-15	6G8-12158-00	3-12	6G8-14323-10	5-13	6G8-15363-00	1-48	6G8-24376-00	9-23	6G8-42528-00	12-24
6G8-11111-02-94	1-22	6G8-12159-00	3-11	647-14334-00	5-11	6G8-15368-00-94	4-18	6E5-24377-00	1-18	6G8-42534-00	12-30
6G8-11111-03-94	1-22	6G8-12171-00	6-11	6G8-14341-10	5- 9	6G8-15369-00	4-19		16- 2	6G8-42537-00	12-36
6G8-11133-10	1-23	6G8-12411-02	1-16	6G8-14341-20	5- 9	6G8-15371-00-94	4-21	6E5-24378-00	1-51	6G8-42551-00	23-40
6G8-11181-A0	1-36	6G8-12413-00-9M	1-17	6G8-14341-30	5- 9	6G8-15373-00	1-39	6G8-24378-00	1-53	6G9-42610-50-4D	10- 1
	24- 5	6G8-12414-A0	24- 4	6G8-14342-22	5- 5		4-35	688-24378-00	1-27	6G9-42610-90-4D	10- 1
6G8-11191-01-94	1-38	6G8-12414-A1	1-19	6G8-14342-24	5- 5	6G8-15374-00	4-26	6G8-24410-E0	9- 8	6J7-42610-50	10- 1
6G8-11197-00	1-46	6G8-12481-00	1-29	648-14343-41	5- 8		24-16	6G8-24410-02	9- 8	6J7-42610-90	10- 1
6G8-11325-00	1-44	6G8-12481-01	1-29	648-14343-42	5- 8	6G8-15376-00	4-32	6G8-24410-03	9- 8	6G8-42613-00-4D	10- 6
6G8-11351-A0	1- 6	6G8-12482-00	11- 9	648-14343-43	5- 8	6G8-15379-00	7- 3	6G8-24411-02	9-10	6G8-42615-00	10- 2
	24- 9	6G8-13300-02	6-13	6A4-14344-30	5-26	6G8-15393-00	4-29	6G8-24421-00	9- 9	6G8-42628-01	10-11
6G8-11355-0C	16-28	6G8-13421-00	7-12	6G8-14345-00	5- 7	6G8-15393-10	4-29	677-24444-01	9-16	6G8-42629-01	11-30
6G8-11356-00	1-42	6G8-13440-00	5-21	6G8-14349-00	5-34	6G8-15710-10	8- 1	6G8-24471-00	9-14	6G8-42651-00	10- 3
6G8-11372-01	1-25	6G8-13442-00-94	6-20	6G8-14357-00	5-43	6G8-15711-00	8- 2	6G8-26363-00	15-10	6G8-42652-00	10- 4
676-11372-00	1-11	6G8-13448-00	4-36	6G8-14368-00	5-30	6G8-15712-00	8-30		23-45	6G8-42677-00	11-29
	1-26	6G8-13471-00	7-15	6G8-14379-00	5-39	6G8-15713-00	8- 4	6G8-26364-00	15-11	6G8-42677-10	22-17
	1-26	6G8-13487-00	7- 4	6G8-14379-10	5-39	6G8-15714-00	8- 3		23-46	6G8-42677-20	23-39
	1-40	6G8-13641-01-94	4- 5	6G8-14381-02	5- 3	6G8-15715-00	8- 7	6G8-41111-02-9M	1- 7	6G9-42678-50	10-10
6G8-11411-04	2- 1	6G8-13645-00	4- 6	6G8-14383-00	5-28	6G8-15716-00	8-27	6G8-41112-02	1- 8	6J7-42678-50	10-10
6G8-11416-00	2- 4		24-14	6G8-14384-01	5- 2	6G8-15719-00	8- 5		24- 2	6G8-42711-01-4D	11- 1
6G8-11416-10	2- 4	6G8-13646-A0	4- 1		24-21	6G8-15723-00	8- 6	6G8-41113-01-9M	1-10	6G8-42716-00	16- 9
6G8-11416-20	2- 4		24-13	6G8-14385-00	5-15	6G8-15726-00	8-21	6G8-41113-02-9M	1-10	6G8-42719-00-94	11-23
6G8-11426-00	2- 8	6G8-13647-00	4- 4		24-26	6G8-15727-00	8- 9	6G8-41113-10-9M	1-10	6G8-42724-00	11- 7
6G8-11536-00-94	6- 2	6G8-1410A-01	5-24	647-14386-10	5- 4	6G8-15734-00	8-25	6G8-41114-00	1- 9	6G8-42724-40	22-15
6G8-11537-00-94	6- 6	389-14137-00	5-44		24-22	6G8-15739-00	8-17		24- 3	6G8-42724-50	23-22
6G8-11557-00	6- 3	1HV-14147-00	5-19	6G8-14392-00	5-14	6G8-15742-00	8-33	6G8-41131-01	16-10	6G9-42724-00	11- 7
6G8-11575-00	7- 1	6G8-14197-01	5-16		24-25	6G8-15746-00	8-23	6G8-41133-A0	16-13	6G8-42727-00	11-10
6G8-11587-00	6- 5	6G8-14198-A0	4-13	5H0-14397-00	5-10	6G8-15747-00	8-26		25- 6	6G8-42738-00-94	11-22
6G8-11610-02	2-10		24-15	5Y1-14397-00	5-27	6F5-15752-00	8-12	6G8-41137-03-94	16- 1	6G8-42741-00-4D	16-23
6G8-11610-12	2-10		24-20		24-29	6F5-15753-00	8-13	6G8-41138-00	16-11	6G8-42748-00	11-19
6G8-11610-22	2-10	646-14198-01	5-33	6G8-14457-00	5-45	6G8-15754-00	8- 8	6G8-41212-00	15-12	6G8-42752-00	19-15
6G8-11631-03-96	2- 9	654-14198-00	5- 6	6G8-14478-00	4-12	6G1-15755-00	8-34	6G8-41237-01	15-18	6G8-42755-00	11-31
634-11633-00	2-11		24-23	6G8-14479-01-94	4-11	6G8-15767-00	8-24	6G8-41238-01	15-15	6G8-42771-00-4D	16-25
6G8-11635-03	2- 9	646-14212-00	5-21	6G8-14479-02-94	4-11	6G8-15768-00	8-10	6G8-41241-01	15-16	6G8-42791-00	16-24

NUMERICAL INDEX  
INDEX NUMERIQUE

PART NO. NO. PIECES	REF. NO.	PART NO. NO. PIECES	REF. NO.	PART NO. NO. PIECES	REF. NO.	PART NO. NO. PIECES	REF. NO.	PART NO. NO. PIECES	REF. NO.	PART NO. NO. PIECES	REF. NO.
6G8-42792-00	16-26	682-44300-01	17-14	6E8-45251-01	18- 4	6G8-81336-00	1-41	6H3-82540-00	23-15	90201-06M00	2- 7
6G8-42811-00-94	11-13	682-44312-00	17-15	6G9-45300-06-4D	17- 1	6G8-81337-00	19-14	6G8-82554-00	22-12	90201-06M31	11- 6
6G8-42815-00	11-11	682-44315-A0	17-21	6G9-45300-16-4D	17- 1	6G8-81800-11	20- 1		23-16		11-16
6G8-42831-00	11-12		25- 9	6E8-45311-00-4D	17- 2	689-81807-12	20-11	682-82556-00	21-18		12-26
6G8-43111-03-4D	12- 1		25-22	683-45315-A0	17-26	689-81809-11	20- 3		23-27	90201-06M94	6-10
6G8-43112-04-4D	12- 2	682-44321-40	25-26		25-11	689-81810-11	20- 4	6G8-82570-02	23-24	90201-06049	14- 7
6J8-43113-01	12-20	682-44322-00	17-18	626-45316-09	17-24	689-81811-11	20- 6	6G8-82571-01	23-25	90201-08MA4	12-67
648-43114-01	12- 6		25-20	6E7-45331-00-5B	17-23	689-81812-11	20- 8	6G9-82575-02	21-17	90201-08M12	12-47
6E7-43116-00	12- 5	682-44322-40	25-27	682-45344-00	25-30	689-81813-10	20- 9	688-82575-01	23-26	90201-10M01	18-20
616-43118-00-4D	12- 3	682-44323-00	17-22	683-45361-01-4D	17-48	689-81820-11	20-10	6G8-82580-00	23-19	90201-10M02	18-18
6G8-43131-00	12-14		25-23	682-45375-01	18- 9	6G8-81822-40-94	20-19	663-82581-01	23-28	90201-12472	19-21
6G5-43145-00	12-19	682-44323-40	25-28		25-15	689-81826-10	20-14	688-82586-50	23-23	90201-13201	6- 8
6G8-43160-01	13- 5	682-44328-00	17-30	682-45376-01	17-11	6F5-81830-11	20-13	6G8-82590-00	23-20	90201-17682	17-40
6G8-43181-00	12- 7	682-44352-01	17-19	6G9-45501-00	17-32	689-81840-11	20- 7	6G8-83582-01	21-16	90201-20M00	14-16
6G8-43311-14-4D	12-21		25-21	6G9-45501-10	17-32	689-81847-11	20- 5		23-29	90201-22428	12-17
6G9-43311-03-4D	12-21		25-29	6E7-45536-00	17-31	689-81850-12	20- 2	682-84381-00	11-33	90202-06007	14- 8
682-43318-01	12- 8	6G8-44361-10	18-10	6E7-45551-00	17-33	689-81857-11	20-12	6G9-85510-01	19- 2	90202-20M33	14-18
	13-23	6G9-44361-00	18-10	6E7-45560-00	17-37	6G8-81870-00	22- 6	6G8-85525-00	21-10	90206-08M13	11-18
682-43339-01	12-13	683-44362-01	17- 4	664-45567-01-10	17-38	6G8-81916-00	21-11	6G9-85540-21	21- 1	90206-10M15	12-12
6G8-43373-00	12-27	626-44365-01	18-11	664-45567-01-12	17-38	6J0-81941-10	22- 1	6G8-85542-00	21- 8	90206-20M14	14-15
682-43611-01	13-16		25-16	664-45567-01-15	17-38		23- 7	6G8-85550-01	19- 1	90209-45M09	12-35
682-43614-00	13-14	682-44365-00	17-17	664-45567-01-18	17-38	6G8-81948-02	21-26	6G8-85550-11	19- 1	90243-04M00	12- 4
682-43615-01	13-15		25-18	664-45567-01-30	17-38		22-22	6G8-85561-00-94	19- 3	90249-06M20	13-11
6G8-43616-00	13- 9	683-44365-01	17- 5	664-45567-01-40	17-38		23- 4	6G8-85570-21	21- 3	90250-05010	17-45
6G8-43617-00	13-13	6E7-44366-00	17- 8	664-45567-01-50	17-38	6G9-81948-00	21-25	6G8-85580-02	19- 5	90266-04M04	10- 5
6G8-43631-02	13- 6	6G8-44367-00	16- 4	6E7-45571-00	17-39	6G1-81952-00	22- 2	90101-08M88	12-64	90269-02M09	14-12
682-43641-00	13-10	683-44373-00	17- 6	626-45577-00-01	17-41		23- 8	90105-06M33	7-14	90280-03M01	6- 7
6G9-43643-00	13-22	6G8-44391-00	11- 8	626-45577-00-03	17-41	6G8-81953-00	22- 3		16-12	90280-03024	17-20
682-43659-00	13-18	6G8-44517-00-94	12-40	626-45577-00-05	17-41		23- 9	90105-08M36	1-32		25-24
682-43673-00	13-26	6G8-44518-00	12-50	6E8-45587-00-13	17-34	6G8-81960-A1	22-19	90105-08M37	1-31	90280-16053	19-19
6G9-43681-00	13-21	6G8-44521-00	12-53	6E8-45587-00-20	17-34		23- 1	90109-06M25	12- 9	90340-08M04	17- 9
6G8-44111-00	15-21	6G8-44522-00	12-48	683-45611-00	17-42	6J8-81960-00	21-24	90116-06M15	4- 7	90386-08M49	11-15
6G9-44111-00-98	15-22	6G8-44526-00	12-41	682-45631-00	17-44	6G8-82105-00	22- 7	90116-06M26	5-29	90386-20M94	13- 8
682-44116-00	15-29	6G8-44532-00	12-54	648-45633-00	17-46		23-21	90116-08M28	12-46	90386-22M92	12-15
682-44117-00	15-30	6G8-44533-00	12-51	650-45635-00	17-43	6J8-82105-10	21-38	90119-06M12	1- 5	90386-22M93	12-16
6G8-44125-00	8-43	6G8-44551-01-4D	12-55	683-45941-00-EL	18-14	6G8-82117-00	22- 8	90119-08M18	1- 4	90386-33M56	14-14
	22-18	6G8-44552-02-4D	12-56	683-45943-00-EL	18-14		23-12	90149-05M05	23-33	90386-37M47	12-37
	23-37	682-44555-00	12-63	683-45945-00-EL	18-14	6G8-82127-00	21-15	90157-06M04	16-27	90386-37M48	12-39
682-44132-00	15-26	6G8-44557-00	12-62	683-45947-00-EL	18-14	6G8-82149-00	16-15	90159-05M06	15- 9	90387-06M09	13- 1
6G8-44141-00	15-27	6G8-45111-12-4D	16-14	683-45949-00-EL	18-14	6G8-82150-00	22- 9	90159-06M05	4-17	90387-06M15	11- 5
6G8-44143-10	15-32	6G9-45111-02-4D	16-14	683-45952-00-EL	18-14		23-13	90170-06015	15-33	90387-06M20	13-17
6G9-44143-00	15-32	6G8-45113-A0	16-19	6E7-45986-00	18-16	682-82151-00	22-10	90170-12066	19-20	90387-06M58	15-14
682-44147-00	17-56		25- 7	6G9-45987-00	18-19		23-14	90170-24M09	6- 4	90387-06M70	21-29
6G9-44150-00	17-55	663-45119-00	12-23	6G8-46241-00	6- 1	6G8-82370-20	21- 7	90171-10M01	18-12	90387-06M71	19-18
6G9-44150-10	17-55	6G8-45127-00	7- 9	6G9-48311-02	15- 1	6G8-82504-00	21-14	90171-10M07	18-17	90387-06M72	11-17
6G8-44159-00	15-25	6G8-45135-00	16- 8	6J7-48311-02	15- 1	6G8-82510-00	23-30	90179-08M06	17-36	90387-06M73	23-41
682-44176-00	17-57	6G8-45151-00	16-18	6G8-48351-51	23-44	6G8-82522-00	21-13	90185-20M03	14-17	90387-13M56	3-14
6E0-44191-11	10-12	6E7-45214-00	18- 7	6G8-81323-00	19-16	6H3-82540-00	22-11	90185-22M11	12-18	90430-08020	17-10

NUMERICAL INDEX  
INDEX NUMERIQUE

PART NO. NO. PIECES	REF. NO.	PART NO. NO. PIECES	REF. NO.	PART NO. NO. PIECES	REF. NO.	PART NO. NO. PIECES	REF. NO.	PART NO. NO. PIECES	REF. NO.	PART NO. NO. PIECES	REF. NO.
90430-08020	25- 8	92990-04100	5-38	92990-06600	22- 5	93210-20M65	9-20	97013-06012	23-10	97595-06520	9- 3
90445-05ME6	11-25		23-32		22-14	93210-24M79	1-49		23-17		16- 7
90445-09M00	9-26		24-28		22-21		24- 8	97013-06035	1-34		17-54
90445-09065	4-31	92990-04200	4-25		22-24	93210-27ME3	6-14	97013-08025	20-15		21- 2
	9- 6		9-13		23- 3	93210-37M67	12-38	97090-08035	18- 2		21- 9
	9-24	92990-04600	15-24		23- 6	93210-56M80	17-53	97095-06008	13-24	97780-40112	4-20
90445-09105	9-21	92990-05100	8-20		23-11		25-14	97095-06010	17- 7		4-24
90445-09163	11- 9		19- 7		23-18	93210-57M09	17-52	97095-06012	8-40		4-27
90445-09220	1-28		23-35		23-43		25-13		12-42		17-16
	1-30	92990-05600	4-15	92990-08600	8-37	93306-00518	17-49		16-16	97780-50110	17-58
90445-09225	9-21		7- 6		12-45	93315-314V8	17-13	97095-06016	6- 9	97880-06030	14- 6
90445-09252	11- 9		15-36		12-65	93315-317U2	17-50		11-14	97890-05006	5-32
90445-11M38	1-52		19- 8		16-22	93332-00005	17-12		11-20	97980-04116	15-23
90445-11M52	4-30		23-36		18- 3	93341-414V1	17-35		11-26	98503-04014	9-12
90445-11M66	1-21	92990-06200	8-28		20-16	93430-04M03	23-42		15- 6		24-27
90445-24M00	15- 2		10- 8		20-18	93450-09M01	1-24		21-32	98507-04010	4-28
90446-10M02	21-19	92990-06300	18- 6	92995-06100	5-18	93450-10M05	18-21		22-20	98580-04010	5-37
90460-38M06	12-49	92990-06600	1-13		7-11	93450-15023	2-12		22-23	98580-04016	5-22
90461-06M01	4-34		1-15		8-16	93604-08062	17- 3		23- 2	98580-05012	7- 5
90465-08028	4-33		1-35		9-18	93605-15065	12-31		23- 5		18- 8
	4-34		4- 3		21-36	93606-12019	16- 6	97095-06020	21-35		19- 6
	9-28		4- 9	93101-13M27	16- 5		16-20	97095-06025	1-12	98580-05016	4-14
	21-20		6-19		25- 5		17-27		6-18	98580-05525	1-45
90465-13M11	21-23		6-24	93101-17054	17-51		18- 1		12-28	98580-06018	5-17
90467-08004	9- 7		6-26		25-12	93700-06M03	12-22		21- 5	98580-06020	19-11
	9-22		8-41	93101-20048	17-25	94701-00282	1-50		21-27	98580-06025	9-17
90480-09M35	11- 2		9-19		25-10	94701-00300	1-50	97095-06030	1-14		19- 9
90480-13M24	21-30		9-30	93101-25M24	2- 3	95023-06025	19- 4		6-25	98780-03008	9-11
90480-15M31	19-17		11-21		24-11	95303-04600	15-17		11- 3	98780-05016	14- 3
90480-19031	11-24		11-27	93102-18M21	6-12	95303-08700	8-11		12-32	98813-03100	5-40
90480-25161	21- 4		12-11		24-12	95380-05600	23-34		15-13	98980-04008	23-31
90501-12M40	3-15		12-33	93102-30M22	2- 2	95380-06700	4- 2	97095-06040	25-19	98980-06008	21-12
90501-12M41	3-16		12-43		24-10		4-10	97095-06045	4- 8	99080-05600	13-12
90501-14M06	17-47		12-58	93210-08M60	16- 3		10- 7		12-57		13-19
90501-18M00	12-25		12-60		25- 4		12-61		17-28	99510-08012	19-13
90501-23M42	14- 5		13- 4	93210-09M01	6-16		13- 3	97095-06095	12-59	99510-10114	1- 3
90506-26M01	13-20		13-25		6-22		14- 9	97095-06135	13- 2		1-33
90506-26M07	13-20		15- 7		24-18		15-34	97313-05012	8-19		
90508-18M33	13- 7		16-17	93210-10M61	6-15		21-31	97313-06010	7-10		
90890-44373	8-18		17-29		24-17	95680-06100	12-10	97313-06040	11- 4		
91490-16010	11-32		19-10	93210-11M59	1-37	95780-08300	12-52	97313-06050	6-23		
	15-37		19-12		24- 6		12-66	97313-08030	8-36		
91490-16015	8-29		21- 6	93210-12M62	7- 2	95895-06020	18- 5	97315-06025	8-15		
91490-25020	15-28		21-22	93210-13M63	1-47	97013-06012	9-29	97395-08016	20-17		
91490-30020	18-13		21-28		6-17		15-31	97395-08030	12-44		
91490-30030	18-13		21-33		24- 7		21-21	97395-08040	16-21		
91790-05020	15-35		21-34	93210-16M64	7-16		22- 4	97595-06520	1-20		
92990-04100	5-23		21-37		25- 3		22-13		1-43		